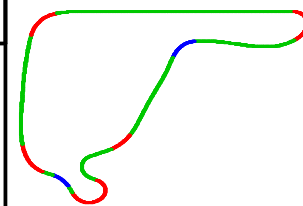


Race Studio Analysis - Racing Data Acquisition System

Name: JAOMonteCarlo27112015_001
 Date: 27-11-15 15:47:54
 Track: SummitPoint
 Vehicle: MonteCarlo
 Driver: JAO
 Note: Turkey Bowl 2015 - RACE #2



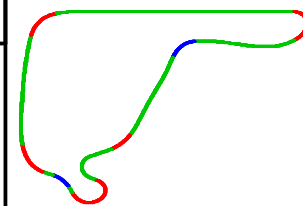
| | | 1 | 2 | 3 | 4 | 5 | | | | | | |
|--|--------------|--------|-------|--------|-------|--------|--------|--------|--------|-------|-------|--------|
| | | histo | histo | histo | histo | histo | histo | histo | histo | histo | histo | histo |
| Absolute split times | | | | | | | | | | | | |
| eCarlo27112 | run 1 lap 2 | 16.482 | 7.914 | 11.536 | 3.853 | 9.743 | 3.009 | 12.520 | 11.158 | 1.217 | 2.749 | 1.495 |
| eCarlo27112 | run 1 lap 3 | 12.981 | 8.342 | 10.770 | 3.657 | 8.941 | 2.635 | 9.099 | 9.421 | 1.074 | 2.381 | 1.254 |
| eCarlo27112 | run 1 lap 4 | 8.922 | 7.149 | 9.026 | 3.086 | 7.688 | 2.135 | 8.084 | 8.909 | 0.964 | 2.249 | 1.258 |
| eCarlo27112 | run 1 lap 5 | 8.496 | 7.422 | 8.970 | 3.277 | 7.743 | 2.135 | 8.009 | 8.787 | 0.957 | 2.139 | 1.145 |
| eCarlo27112 | run 1 lap 6 | 8.576 | 6.562 | 8.734 | 3.181 | 7.392 | 2.076 | 8.080 | 9.019 | 0.943 | 2.181 | 1.177 |
| eCarlo27112 | run 1 lap 7 | 8.198 | 6.293 | 8.729 | 3.588 | 7.966 | 2.195 | 8.074 | 8.837 | 0.985 | 2.167 | 1.144 |
| eCarlo27112 | run 1 lap 8 | 8.047 | 6.220 | 8.663 | 2.969 | 7.370 | 2.092 | 8.001 | 8.766 | 0.989 | 2.123 | 1.122 |
| eCarlo27112 | run 1 lap 9 | 7.927 | 6.197 | 8.710 | 2.954 | 7.279 | 2.064 | 8.059 | 8.739 | 1.032 | 2.202 | 1.136 |
| eCarlo27112 | run 1 lap 10 | 7.843 | 6.214 | 8.806 | 3.021 | 7.339 | 2.094 | 8.101 | 8.770 | 0.954 | 2.222 | 1.258 |
| eCarlo27112 | run 1 lap 11 | 8.416 | 6.315 | 8.747 | 3.027 | 7.279 | 2.044 | 7.982 | 8.733 | 1.010 | 2.193 | 1.165 |
| eCarlo27112 | run 1 lap 12 | 8.457 | 6.316 | 8.724 | 3.008 | 7.277 | 2.098 | 8.006 | 8.788 | 0.950 | 2.180 | 1.170 |
| eCarlo27112 | run 1 lap 13 | 8.935 | 6.803 | 8.799 | 2.999 | 7.283 | 2.165 | 8.182 | 8.764 | 0.921 | 2.182 | 1.217 |
| eCarlo27112 | run 1 lap 14 | 8.758 | 6.453 | 8.669 | 3.013 | 7.348 | 2.078 | 7.986 | 8.802 | 0.957 | 2.173 | 1.140 |
| eCarlo27112 | run 1 lap 15 | 8.249 | 6.188 | 8.566 | 3.074 | 7.510 | 2.127 | 8.173 | 8.957 | 0.955 | 2.141 | 1.115 |
| eCarlo27112 | run 1 lap 16 | 8.839 | 6.519 | 8.583 | 2.925 | 7.340 | 2.085 | 8.320 | 8.757 | 0.953 | 2.185 | 1.132 |
| eCarlo27112 | run 1 lap 17 | 8.580 | 6.238 | 8.752 | 2.988 | 7.325 | 2.106 | 8.174 | 8.935 | 0.901 | 2.123 | 1.147 |
| eCarlo27112 | run 1 lap 18 | 9.034 | 6.390 | 8.715 | 2.990 | 7.307 | 2.142 | 7.935 | 8.814 | 0.924 | 2.188 | 1.136 |
| arlo2711201 | run 1 lap 19 | 8.497 | 6.158 | 8.479 | 2.915 | 7.311 | 2.060 | 8.196 | 8.611 | 0.865 | 2.055 | 1.139 |
| eCarlo27112 | run 1 lap 20 | 8.503 | 6.227 | 8.631 | 2.849 | 7.316 | 2.079 | 7.923 | 8.737 | 0.922 | 2.150 | 1.165 |
| eCarlo27112 | run 1 lap 21 | 8.640 | 6.238 | 8.578 | 2.985 | 7.234 | 2.044 | 8.022 | 9.009 | 0.945 | 2.158 | 1.128 |
| eCarlo27112 | run 1 lap 22 | 8.444 | 6.323 | 8.729 | 3.051 | 8.393 | 2.300 | 8.349 | 9.056 | 0.914 | 2.117 | 1.133 |
| eCarlo27112 | run 1 lap 23 | 8.589 | 6.264 | 8.879 | 3.029 | 7.326 | 2.085 | 8.079 | 8.756 | 0.932 | 2.117 | 1.116 |
| eCarlo27112 | run 1 lap 24 | 8.744 | 6.205 | 8.547 | 2.952 | 7.358 | 2.112 | 7.985 | 8.964 | 0.895 | 2.127 | 1.129 |
| eCarlo27112 | run 1 lap 25 | 8.883 | 6.235 | 8.667 | 3.033 | 7.280 | 2.084 | 8.127 | 8.757 | 0.963 | 2.257 | 1.145 |
| eCarlo27112 | run 1 lap 26 | 9.212 | 6.378 | 11.233 | 3.678 | 8.444 | 2.263 | 9.790 | 9.096 | 0.938 | 2.237 | 1.230 |
| Minimum value | | 7.843 | 6.158 | 8.479 | 2.849 | 7.234 | 2.044 | 7.923 | 8.611 | 0.865 | 2.055 | 1.115 |
| Maximum value | | 16.482 | 8.342 | 11.536 | 3.853 | 9.743 | 3.009 | 12.520 | 11.158 | 1.217 | 2.749 | 1.495 |
| Average value | | 9.050 | 6.543 | 9.010 | 3.124 | 7.632 | 2.172 | 8.370 | 8.958 | 0.962 | 2.200 | 1.176 |
| Std deviation | | 1.814 | 0.569 | 0.834 | 0.270 | 0.622 | 0.212 | 0.954 | 0.488 | 0.069 | 0.131 | 0.080 |
| Theoretical best lap | | | | | | | | | | | | |
| eCarlo27112 | best | 7.843 | 6.158 | 8.479 | 2.849 | 7.234 | 2.044 | 7.923 | 8.611 | 0.865 | 2.055 | 1.115 |
| Best rolling lap | | | | | | | | | | | | |
| eCarlo27112 | run 1 lap 18 | | | | | | | | | | | |
| eCarlo27112 | run 1 lap 19 | 8.497 | 6.158 | 8.479 | 2.915 | 7.311 | 2.060 | 8.196 | 8.611 | 0.865 | 2.055 | 1.139 |
| Split time differences from best lap within test | | | | | | | | | | | | |
| eCarlo27112 | run 1 lap 2 | 7.986 | 1.756 | 3.056 | 0.939 | 2.431 | 0.949 | 4.324 | 2.547 | 0.353 | 0.694 | 0.356 |
| eCarlo27112 | run 1 lap 3 | 4.484 | 2.185 | 2.291 | 0.742 | 1.629 | 0.575 | 0.903 | 0.810 | 0.209 | 0.325 | 0.115 |
| eCarlo27112 | run 1 lap 4 | 0.425 | 0.992 | 0.546 | 0.171 | 0.377 | 0.075 | -0.112 | 0.299 | 0.099 | 0.194 | 0.119 |
| eCarlo27112 | run 1 lap 5 | -0.001 | 1.264 | 0.491 | 0.363 | 0.432 | 0.076 | -0.187 | 0.176 | 0.092 | 0.084 | 0.006 |
| eCarlo27112 | run 1 lap 6 | 0.079 | 0.405 | 0.254 | 0.267 | 0.081 | 0.016 | -0.115 | 0.408 | 0.079 | 0.125 | 0.038 |
| eCarlo27112 | run 1 lap 7 | -0.299 | 0.136 | 0.250 | 0.673 | 0.655 | 0.135 | -0.122 | 0.226 | 0.120 | 0.111 | 0.005 |
| eCarlo27112 | run 1 lap 8 | -0.450 | 0.063 | 0.183 | 0.054 | 0.059 | 0.033 | -0.195 | 0.155 | 0.124 | 0.068 | -0.017 |
| eCarlo27112 | run 1 lap 9 | -0.570 | 0.039 | 0.230 | 0.039 | -0.033 | 0.004 | -0.137 | 0.128 | 0.168 | 0.147 | -0.003 |
| eCarlo27112 | run 1 lap 10 | -0.654 | 0.057 | 0.327 | 0.106 | 0.028 | 0.034 | -0.095 | 0.159 | 0.089 | 0.167 | 0.119 |
| eCarlo27112 | run 1 lap 11 | -0.081 | 0.158 | 0.267 | 0.112 | -0.032 | -0.016 | -0.214 | 0.122 | 0.145 | 0.138 | 0.026 |
| eCarlo27112 | run 1 lap 12 | -0.040 | 0.158 | 0.245 | 0.093 | -0.034 | 0.038 | -0.190 | 0.178 | 0.086 | 0.124 | 0.031 |
| eCarlo27112 | run 1 lap 13 | 0.439 | 0.645 | 0.320 | 0.084 | -0.028 | 0.105 | -0.014 | 0.154 | 0.056 | 0.127 | 0.078 |

John Orzechowski Racing



Historic Stockcar Racing

Race Studio Analysis - Racing Data Acquisition System



Name: JAOMonteCarlo27112015_001
 Date: 27-11-15 15:47:54
 Track: SummitPoint
 Vehicle: MonteCarlo
 Driver: JAO
 Note: Turkey Bowl 2015 - RACE #2

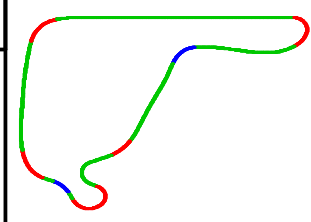
| 6 | 7 | | | |
|--|--------|--------|--------|-----------|
| histo | histo | histo | histo | |
| Absolute split times | | | | |
| 4.732 | 17.962 | 5.214 | 14.092 | 02.03.675 |
| 3.880 | 9.902 | 4.136 | 8.599 | 01.37.071 |
| 3.830 | 8.474 | 3.723 | 8.304 | 01.23.802 |
| 3.697 | 8.582 | 3.818 | 8.042 | 01.23.219 |
| 3.718 | 8.529 | 3.793 | 8.010 | 01.21.972 |
| 3.643 | 8.451 | 3.783 | 8.298 | 01.22.352 |
| 3.699 | 8.575 | 3.755 | 7.882 | 01.20.273 |
| 3.703 | 8.458 | 3.897 | 8.280 | 01.20.636 |
| 4.008 | 8.888 | 4.105 | 8.407 | 01.22.031 |
| 3.672 | 8.767 | 3.847 | 8.060 | 01.21.257 |
| 3.711 | 8.582 | 3.820 | 8.175 | 01.21.262 |
| 3.806 | 8.517 | 3.836 | 8.140 | 01.22.549 |
| 3.607 | 8.593 | 3.848 | 7.884 | 01.21.308 |
| 3.702 | 8.817 | 3.785 | 7.929 | 01.21.287 |
| 3.641 | 8.557 | 3.625 | 7.778 | 01.21.238 |
| 3.675 | 8.522 | 3.777 | 8.007 | 01.21.251 |
| 3.658 | 8.599 | 3.672 | 7.712 | 01.21.215 |
| 3.662 | 8.529 | 3.738 | 8.025 | 01.20.239 |
| 3.647 | 8.566 | 3.734 | 8.171 | 01.20.619 |
| 3.611 | 9.104 | 4.005 | 7.949 | 01.21.649 |
| 3.616 | 8.500 | 3.652 | 8.371 | 01.22.946 |
| 3.590 | 8.583 | 3.670 | 7.898 | 01.20.913 |
| 3.546 | 8.634 | 3.666 | 7.937 | 01.20.802 |
| 3.737 | 8.862 | 4.085 | 8.033 | 01.22.148 |
| 3.745 | 8.593 | 3.652 | 7.988 | 01.28.479 |
| 3.546 | 8.451 | 3.625 | 7.712 | |
| 4.732 | 17.962 | 5.214 | 14.092 | |
| 3.741 | 9.046 | 3.865 | 8.319 | |
| 0.229 | 1.881 | 0.315 | 1.221 | |
| Theoretical best lap | | | | |
| 3.546 | 8.451 | 3.625 | 7.712 | 01.18.509 |
| Best rolling lap | | | | |
| | | 3.672 | 7.712 | |
| 3.662 | 8.529 | | | 01.19.859 |
| Split time differences from best lap within test | | | | |
| 1.070 | 9.432 | 1.476 | 6.067 | 00.43.436 |
| 0.218 | 1.372 | 0.398 | 0.574 | 00.16.832 |
| 0.168 | -0.055 | -0.015 | 0.279 | 00.03.563 |
| 0.035 | 0.052 | 0.081 | 0.017 | 00.02.980 |
| 0.056 | -0.001 | 0.055 | -0.015 | 00.01.733 |
| -0.019 | -0.078 | 0.046 | 0.273 | 00.02.113 |
| 0.037 | 0.045 | 0.018 | -0.143 | 00.00.034 |
| 0.041 | -0.071 | 0.160 | 0.255 | 00.00.397 |
| 0.346 | 0.359 | 0.368 | 0.382 | 00.01.792 |
| 0.010 | 0.238 | 0.109 | 0.035 | 00.01.018 |
| 0.049 | 0.053 | 0.082 | 0.150 | 00.01.023 |
| 0.143 | -0.012 | 0.098 | 0.115 | 00.02.310 |

John Orzechowski Racing



Historic Stockcar Racing

Race Studio Analysis - Racing Data Acquisition System



Name: JACMonteCarlo27112015_001
 Date: 27-11-15 15:47:54
 Track: SummitPoint
 Vehicle: MonteCarlo
 Driver: JAO
 Note: Turkey Bowl 2015 - RACE #2

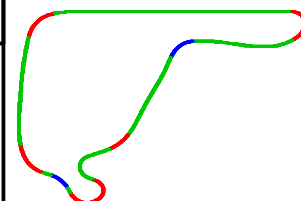
| | | | | | | | | | | | | |
|-------------|--------------|--------|-------|-------|--------|--------|--------|--------|-------|-------|-------|--------|
| eCarlo27112 | run 1 lap 14 | 0.262 | 0.296 | 0.190 | 0.098 | 0.037 | 0.018 | -0.210 | 0.191 | 0.092 | 0.118 | 0.001 |
| eCarlo27112 | run 1 lap 15 | -0.248 | 0.030 | 0.086 | 0.159 | 0.199 | 0.067 | -0.023 | 0.346 | 0.091 | 0.086 | -0.024 |
| eCarlo27112 | run 1 lap 16 | 0.342 | 0.361 | 0.103 | 0.010 | 0.029 | 0.026 | 0.124 | 0.146 | 0.088 | 0.129 | -0.007 |
| eCarlo27112 | run 1 lap 17 | 0.084 | 0.080 | 0.273 | 0.073 | 0.014 | 0.046 | -0.022 | 0.324 | 0.037 | 0.068 | 0.008 |
| eCarlo27112 | run 1 lap 18 | 0.538 | 0.232 | 0.236 | 0.075 | -0.005 | 0.082 | -0.261 | 0.204 | 0.060 | 0.132 | -0.003 |
| arlo2711201 | run 1 lap 19 | 0.000 | 0.000 | 0.000 | 0.000 | 0.000 | 0.000 | 0.000 | 0.000 | 0.000 | 0.000 | 0.000 |
| eCarlo27112 | run 1 lap 20 | 0.006 | 0.069 | 0.151 | -0.065 | 0.005 | 0.019 | -0.273 | 0.126 | 0.057 | 0.095 | 0.026 |
| eCarlo27112 | run 1 lap 21 | 0.144 | 0.080 | 0.099 | 0.070 | -0.077 | -0.016 | -0.174 | 0.398 | 0.080 | 0.102 | -0.011 |
| eCarlo27112 | run 1 lap 22 | -0.053 | 0.166 | 0.250 | 0.136 | 1.082 | 0.240 | 0.153 | 0.445 | 0.049 | 0.061 | -0.006 |
| eCarlo27112 | run 1 lap 23 | 0.092 | 0.107 | 0.399 | 0.115 | 0.015 | 0.025 | -0.117 | 0.145 | 0.067 | 0.061 | -0.023 |
| eCarlo27112 | run 1 lap 24 | 0.248 | 0.047 | 0.068 | 0.037 | 0.047 | 0.052 | -0.211 | 0.354 | 0.030 | 0.071 | -0.010 |
| eCarlo27112 | run 1 lap 25 | 0.387 | 0.078 | 0.188 | 0.118 | -0.032 | 0.024 | -0.069 | 0.146 | 0.098 | 0.202 | 0.006 |
| eCarlo27112 | run 1 lap 26 | 0.716 | 0.220 | 2.753 | 0.764 | 1.133 | 0.204 | 1.594 | 0.486 | 0.073 | 0.182 | 0.091 |

John Orzechowski Racing



Historic Stockcar Racing

Race Studio Analysis - Racing Data Acquisition System



Name: JACMonteCarlo27112015_001
 Date: 27-11-15 15:47:54
 Track: SummitPoint
 Vehicle: MonteCarlo
 Driver: JAO
 Note: Turkey Bowl 2015 - RACE #2

| | | | | |
|--------|--------|--------|--------|-----------|
| -0.055 | 0.063 | 0.110 | -0.141 | 00.01.069 |
| 0.040 | 0.288 | 0.047 | -0.096 | 00.01.048 |
| -0.021 | 0.028 | -0.113 | -0.247 | 00.00.999 |
| 0.013 | -0.007 | 0.039 | -0.018 | 00.01.012 |
| -0.004 | 0.070 | -0.066 | -0.313 | 00.00.976 |
| 0.000 | 0.000 | 0.000 | 0.000 | 00.00.000 |
| -0.015 | 0.036 | -0.004 | 0.146 | 00.00.380 |
| -0.051 | 0.575 | 0.267 | -0.076 | 00.01.410 |
| -0.046 | -0.030 | -0.086 | 0.346 | 00.02.707 |
| -0.072 | 0.053 | -0.067 | -0.127 | 00.00.674 |
| -0.116 | 0.105 | -0.071 | -0.088 | 00.00.563 |
| 0.075 | 0.332 | 0.347 | 0.008 | 00.01.909 |
| 0.083 | 0.064 | -0.085 | -0.037 | 00.08.240 |

John Orzechowski Racing



Historic Stockcar Racing