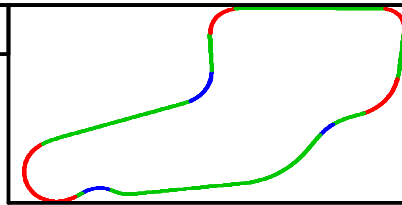


## Race Studio Analysis - Racing Data Acquisition System

Name: JAOMonteCarlo26072015  
 Date: 26-07-15 12:18:00  
 Track: WatkinsGlenNASCAR  
 Vehicle: MonteCarlo  
 Driver: JAO  
 Note: SVRA @ Watkins Glen, 90 minute Enduro



		1	2	3	4	5						
		histo	histo	histo	histo	histo	histo	histo	histo	histo	histo	histo
Absolute split times												
MonteCarlo2607	run 1 lap 2	6.735	4.996	4.767	4.960	2.813	1.386	17.861	3.397	0.894	10.818	12.055
MonteCarlo2607	run 1 lap 3	5.812	4.041	4.333	4.052	2.608	1.323	16.913	3.220	0.839	10.623	11.450
MonteCarlo2607	run 1 lap 4	5.653	4.041	4.233	4.064	2.610	1.273	16.131	3.073	0.812	10.493	11.429
MonteCarlo2607	run 1 lap 5	5.225	4.009	4.518	4.033	2.512	1.262	15.487	2.927	0.835	10.543	11.356
MonteCarlo2607	run 1 lap 6	5.585	3.960	4.367	3.995	2.584	1.307	15.973	2.940	0.796	10.460	11.553
MonteCarlo2607	run 1 lap 7	5.572	3.996	4.515	4.074	2.496	1.263	15.832	2.935	0.784	10.328	11.656
MonteCarlo2607	run 1 lap 8	5.721	4.155	4.410	4.025	2.524	1.302	16.622	3.040	0.809	10.339	11.377
MonteCarlo2607	run 1 lap 9	5.494	4.012	4.316	4.002	2.525	1.271	15.873	2.906	0.802	10.206	11.800
MonteCarlo2607	run 1 lap 10	5.075	4.038	5.112	4.273	2.643	1.310	16.260	3.104	0.822	10.452	11.251
MonteCarlo2607	run 1 lap 11	5.348	3.915	4.489	4.051	2.581	1.299	15.779	2.895	0.815	10.411	11.201
MonteCarlo2607	run 1 lap 12	5.332	4.003	4.444	4.027	2.582	1.299	16.064	2.973	0.806	11.289	11.813
MonteCarlo2607	run 1 lap 13	5.324	4.080	4.574	4.011	2.607	1.292	15.585	2.927	0.815	10.364	12.103
MonteCarlo2607	run 1 lap 14	5.443	4.465	5.198	4.158	2.563	1.312	16.443	3.060	0.833	10.829	11.402
MonteCarlo2607	run 1 lap 15	5.334	3.903	4.673	4.019	2.621	1.315	15.916	3.060	0.837	10.437	11.468
MonteCarlo2607	run 1 lap 16	5.258	4.035	4.921	4.120	2.557	1.294	16.049	2.931	0.797	10.357	11.334
MonteCarlo2607	run 1 lap 17	5.439	4.030	4.463	4.068	2.583	1.310	16.378	2.893	0.795	10.295	11.531
MonteCarlo2607	run 1 lap 18	5.707	3.991	4.446	4.099	2.660	1.327	16.381	2.878	0.799	10.467	11.395
MonteCarlo2607	run 1 lap 19	5.534	3.909	4.327	4.022	2.579	1.287	16.548	3.098	0.802	10.265	11.166
MonteCarlo2607	run 1 lap 20	5.322	3.815	4.642	4.026	2.596	1.290	16.335	3.272	0.935	10.945	11.485
MonteCarlo2607	run 1 lap 21	5.319	3.880	4.813	4.132	2.638	1.325	16.007	3.199	0.855	10.907	11.587
MonteCarlo2607	run 1 lap 22	5.473	4.071	4.503	4.235	2.601	1.292	17.095	3.542	0.905	11.110	11.344
MonteCarlo2607	run 1 lap 23	5.561	3.933	4.445	4.114	2.673	1.338	16.445	2.931	0.797	10.529	11.481
MonteCarlo2607	run 1 lap 24	5.536	4.081	4.472	4.174	2.610	1.301	16.548	3.314	0.853	10.579	11.244
MonteCarlo2607	run 1 lap 25	5.370	3.878	4.590	4.132	2.636	1.298	16.062	2.923	0.784	10.548	11.401
MonteCarlo2607	run 1 lap 26	5.442	3.988	4.695	4.158	2.678	1.387	17.144	3.132	0.863	10.819	11.490
MonteCarlo2607	run 1 lap 27	5.467	3.979	4.613	4.131	2.928	1.500	17.257	3.003	0.828	10.715	11.643
MonteCarlo2607	run 1 lap 28	5.470	3.993	4.553	4.417	3.055	1.504	17.085	2.961	0.822	10.718	11.570
MonteCarlo2607	run 1 lap 29	5.777	4.134	4.753	4.570	2.892	1.499	17.049	3.019	0.818	10.601	11.500
MonteCarlo2607	run 2 lap 3	5.991	4.285	4.991	4.672	2.842	1.467	18.975	3.506	0.883	10.943	11.918
MonteCarlo2607	run 2 lap 4	5.491	4.099	4.658	4.113	2.713	1.394	17.444	3.097	0.864	11.033	11.802
MonteCarlo2607	run 2 lap 5	5.749	4.043	4.509	4.256	2.683	1.340	16.729	3.045	0.840	10.810	11.759
MonteCarlo2607	run 2 lap 6	5.640	4.000	4.638	4.123	2.593	1.260	17.079	3.055	0.858	10.950	12.021
MonteCarlo2607	run 2 lap 7	5.553	4.054	4.789	4.210	2.775	1.409	17.410	3.018	0.852	10.781	11.816
MonteCarlo2607	run 2 lap 8	5.639	4.178	4.937	4.261	2.817	1.407	17.362	3.000	0.851	10.843	11.744
MonteCarlo2607	run 2 lap 9	5.981	4.197	4.739	4.372	2.740	1.349	18.095	3.687	0.919	11.891	12.838
MonteCarlo2607	run 2 lap 10	5.527	4.072	4.715	4.270	2.718	1.345	18.104	3.183	0.858	10.575	11.903
MonteCarlo2607	run 2 lap 11	5.949	4.116	4.530	4.276	2.733	1.382	17.341	3.008	0.833	10.979	11.850
MonteCarlo2607	run 2 lap 12	5.471	4.165	4.626	4.210	2.610	1.300	16.791	3.009	0.839	11.069	11.756
MonteCarlo2607	run 2 lap 13	5.681	4.125	4.639	4.321	2.748	1.353	17.979	3.156	0.860	11.103	11.875
MonteCarlo2607	run 2 lap 14	5.865	4.169	4.593	4.244	2.717	1.377	17.959	3.079	0.843	11.086	11.752
MonteCarlo2607	run 3 lap 2	6.203	4.272	5.317	4.629	2.856	1.423	18.482	3.263	0.880	11.344	12.801
MonteCarlo2607	run 3 lap 3	6.074	4.428	5.003	4.615	2.859	1.439	19.531	3.360	0.909	11.869	13.486
minimum value		5.075	3.815	4.233	3.995	2.496	1.260	15.487	2.878	0.784	10.206	11.166
maximum value		6.735	4.996	5.317	4.960	3.055	1.504	19.531	3.687	0.935	11.891	13.486
average value		5.599	4.084	4.640	4.207	2.675	1.343	16.867	3.096	0.839	10.755	11.700
std deviation		0.301	0.197	0.242	0.213	0.125	0.067	0.932	0.189	0.037	0.386	0.454

Theoretical best lap

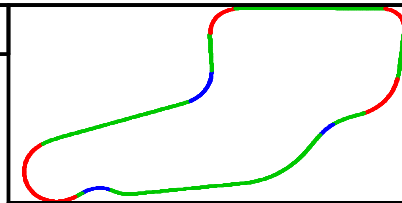


Historic Stock Car Racing

*John Orzechowski Racing*

## Race Studio Analysis - Racing Data Acquisition System

Name: JAOMonteCarlo26072015  
 Date: 26-07-15 12:18:00  
 Track: WatkinsGlenNASCAR  
 Vehicle: MonteCarlo  
 Driver: JAO  
 Note: SVRA @ Watkins Glen, 90 minute Enduro



6		7		
histo	histo	histo	histo	
Absolute split times				
4.471	3.711	4.468	6.142	01.29.474
4.237	3.631	4.286	5.837	01.23.205
3.941	3.533	4.398	6.449	01.22.133
3.954	3.524	4.359	6.147	01.20.693
3.933	3.476	4.262	6.100	01.21.291
3.940	3.549	4.503	6.153	01.21.594
3.930	3.715	4.432	6.104	01.22.504
4.458	3.464	4.482	6.570	01.22.181
3.947	3.503	4.401	6.174	01.22.365
3.926	3.452	4.420	6.438	01.21.020
3.967	3.484	4.527	6.164	01.22.774
3.972	3.420	4.318	6.708	01.22.101
3.867	3.578	4.398	6.233	01.23.783
3.967	3.584	5.111	6.245	01.22.492
3.913	3.519	4.462	6.193	01.21.742
3.875	3.620	4.461	6.513	01.22.254
3.892	3.648	4.389	5.927	01.22.006
3.840	3.469	4.403	6.664	01.21.912
3.901	3.558	4.513	6.311	01.22.945
3.934	3.597	4.520	5.943	01.22.657
3.806	3.570	4.519	6.349	01.24.417
4.423	4.029	4.748	6.174	01.23.620
3.839	3.561	4.523	6.482	01.23.115
3.860	3.582	4.855	6.355	01.22.274
3.911	3.632	4.433	6.165	01.23.938
3.879	3.569	4.647	6.307	01.24.465
3.962	3.469	4.512	6.528	01.24.619
3.931	3.446	4.678	6.242	01.24.910
4.760	3.747	4.544	6.135	01.29.660
3.978	3.610	4.796	6.511	01.25.605
4.026	3.617	4.560	6.646	01.24.613
4.570	3.778	4.553	6.481	01.25.599
3.877	3.508	4.530	6.156	01.24.737
4.017	3.549	4.616	6.540	01.25.761
4.296	3.637	4.590	6.250	01.29.582
4.121	3.722	4.692	6.518	01.26.321
3.944	3.634	4.655	6.424	01.25.654
4.043	3.593	4.662	6.394	01.24.536
4.039	3.655	4.441	6.210	01.26.184
3.983	3.712	4.591	6.605	01.26.576
4.644	4.515	4.953	7.086	01.32.666
5.096	4.633	5.315	7.631	01.36.247
3.806	3.420	4.262	5.837	
5.096	4.633	5.315	7.631	
4.068	3.638	4.560	6.362	
0.286	0.239	0.208	0.311	
Theoretical best lap				

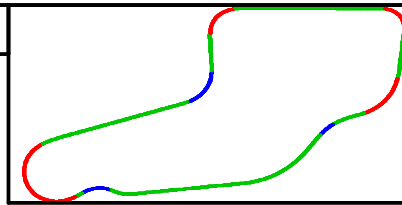
**John Orzechowski Racing**



Historic Stock Car Racing

## Race Studio Analysis - Racing Data Acquisition System

Name: JAOMonteCarlo26072015  
 Date: 26-07-15 12:18:00  
 Track: WatkinsGlenNASCAR  
 Vehicle: MonteCarlo  
 Driver: JAO  
 Note: SVRA @ Watkins Glen, 90 minute Enduro



MonteCarlo2607	best	5.075	3.815	4.233	3.995	2.496	1.260	15.487	2.878	0.784	10.206	11.166
Split time differences from best lap within test												
MonteCarlo2607	run 1 lap 2	1.509	0.987	0.248	0.927	0.302	0.123	2.374	0.470	0.058	0.275	0.699
MonteCarlo2607	run 1 lap 3	0.587	0.032	-0.186	0.019	0.096	0.061	1.426	0.293	0.003	0.081	0.094
MonteCarlo2607	run 1 lap 4	0.427	0.031	-0.285	0.031	0.098	0.011	0.644	0.146	-0.023	-0.050	0.073
MonteCarlo2607	run 1 lap 5	0.000	0.000	0.000	0.000	0.000	0.000	0.000	0.000	0.000	0.000	0.000
MonteCarlo2607	run 1 lap 6	0.360	-0.050	-0.152	-0.038	0.072	0.045	0.486	0.013	-0.039	-0.083	0.197
MonteCarlo2607	run 1 lap 7	0.347	-0.014	-0.004	0.041	-0.016	0.001	0.345	0.008	-0.051	-0.215	0.300
MonteCarlo2607	run 1 lap 8	0.496	0.146	-0.108	-0.008	0.013	0.039	1.135	0.113	-0.027	-0.204	0.021
MonteCarlo2607	run 1 lap 9	0.268	0.003	-0.202	-0.031	0.013	0.009	0.386	-0.021	-0.033	-0.337	0.444
MonteCarlo2607	run 1 lap 10	-0.150	0.029	0.594	0.240	0.132	0.048	0.773	0.177	-0.014	-0.091	-0.106
MonteCarlo2607	run 1 lap 11	0.122	-0.094	-0.030	0.018	0.069	0.036	0.292	-0.032	-0.020	-0.132	-0.155
MonteCarlo2607	run 1 lap 12	0.106	-0.006	-0.074	-0.006	0.070	0.036	0.577	0.046	-0.029	0.746	0.457
MonteCarlo2607	run 1 lap 13	0.099	0.071	0.056	-0.022	0.095	0.029	0.098	0.001	-0.020	-0.179	0.747
MonteCarlo2607	run 1 lap 14	0.218	0.455	0.680	0.125	0.051	0.049	0.956	0.133	-0.002	0.287	0.046
MonteCarlo2607	run 1 lap 15	0.109	-0.107	0.154	-0.014	0.110	0.053	0.429	0.133	0.002	-0.105	0.112
MonteCarlo2607	run 1 lap 16	0.033	0.025	0.403	0.087	0.046	0.032	0.562	0.004	-0.039	-0.185	-0.022
MonteCarlo2607	run 1 lap 17	0.214	0.020	-0.056	0.035	0.071	0.047	0.891	-0.034	-0.041	-0.247	0.175
MonteCarlo2607	run 1 lap 18	0.481	-0.018	-0.072	0.066	0.148	0.065	0.894	-0.049	-0.036	-0.076	0.038
MonteCarlo2607	run 1 lap 19	0.309	-0.100	-0.191	-0.011	0.067	0.025	1.061	0.171	-0.034	-0.278	-0.190
MonteCarlo2607	run 1 lap 20	0.097	-0.194	0.123	-0.007	0.085	0.028	0.848	0.345	0.099	0.402	0.128
MonteCarlo2607	run 1 lap 21	0.094	-0.129	0.294	0.099	0.126	0.062	0.520	0.272	0.019	0.365	0.231
MonteCarlo2607	run 1 lap 22	0.248	0.062	-0.015	0.202	0.089	0.029	1.609	0.615	0.070	0.567	-0.012
MonteCarlo2607	run 1 lap 23	0.335	-0.077	-0.073	0.081	0.162	0.076	0.958	0.004	-0.039	-0.014	0.125
MonteCarlo2607	run 1 lap 24	0.310	0.071	-0.047	0.141	0.098	0.038	1.061	0.387	0.018	0.036	-0.112
MonteCarlo2607	run 1 lap 25	0.145	-0.131	0.071	0.099	0.124	0.035	0.575	-0.004	-0.052	0.006	0.045
MonteCarlo2607	run 1 lap 26	0.217	-0.021	0.177	0.125	0.167	0.124	1.657	0.205	0.027	0.277	0.134
MonteCarlo2607	run 1 lap 27	0.242	-0.031	0.095	0.098	0.417	0.237	1.770	0.076	-0.007	0.172	0.287
MonteCarlo2607	run 1 lap 28	0.245	-0.016	0.035	0.384	0.543	0.242	1.598	0.034	-0.014	0.175	0.214
MonteCarlo2607	run 1 lap 29	0.551	0.125	0.235	0.537	0.381	0.236	1.562	0.092	-0.017	0.058	0.143
MonteCarlo2607	run 2 lap 3	0.766	0.276	0.473	0.639	0.330	0.204	3.488	0.579	0.048	0.401	0.562
MonteCarlo2607	run 2 lap 4	0.266	0.090	0.139	0.080	0.201	0.132	1.957	0.170	0.029	0.491	0.446
MonteCarlo2607	run 2 lap 5	0.524	0.034	-0.010	0.223	0.172	0.078	1.242	0.118	0.004	0.267	0.403
MonteCarlo2607	run 2 lap 6	0.414	-0.010	0.119	0.090	0.082	-0.002	1.592	0.129	0.023	0.407	0.665
MonteCarlo2607	run 2 lap 7	0.327	0.044	0.270	0.177	0.263	0.146	1.923	0.091	0.016	0.238	0.460
MonteCarlo2607	run 2 lap 8	0.413	0.168	0.419	0.228	0.306	0.145	1.875	0.073	0.016	0.301	0.388
MonteCarlo2607	run 2 lap 9	0.756	0.188	0.220	0.339	0.228	0.086	2.609	0.760	0.084	1.348	1.482
MonteCarlo2607	run 2 lap 10	0.302	0.062	0.196	0.237	0.206	0.083	2.617	0.256	0.022	0.032	0.547
MonteCarlo2607	run 2 lap 11	0.724	0.106	0.012	0.243	0.222	0.119	1.854	0.081	-0.002	0.436	0.494
MonteCarlo2607	run 2 lap 12	0.246	0.155	0.108	0.177	0.099	0.037	1.304	0.082	0.004	0.526	0.400
MonteCarlo2607	run 2 lap 13	0.455	0.115	0.120	0.288	0.236	0.091	2.492	0.229	0.025	0.560	0.519
MonteCarlo2607	run 2 lap 14	0.640	0.159	0.075	0.211	0.206	0.114	2.472	0.152	0.008	0.544	0.396
MonteCarlo2607	run 3 lap 2	0.977	0.263	0.799	0.596	0.344	0.160	2.995	0.337	0.045	0.801	1.445
MonteCarlo2607	run 3 lap 3	0.849	0.418	0.484	0.582	0.348	0.176	4.044	0.433	0.073	1.327	2.130

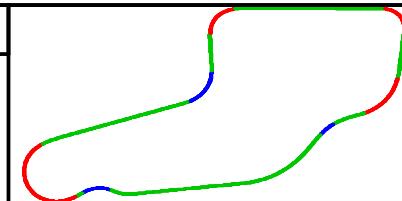


Historic Stock Car Racing

**John Orzechowski Racing**

Race Studio Analysis - Racing Data Acquisition System

Name: JAOMonteCarlo26072015  
 Date: 26-07-15 12:18:00  
 Track: WatkinsGlenNASCAR  
 Vehicle: MonteCarlo  
 Driver: JAO  
 Note: SVRA @ Watkins Glen, 90 minute Enduro



3.806	3.420	4.262	5.837	01.18.720
Split time differences from best lap within test				
0.517	0.187	0.109	-0.005	00.08.781
0.283	0.107	-0.073	-0.310	00.02.512
-0.014	0.009	0.038	0.302	00.01.440
0.000	0.000	0.000	0.000	00.00.000
-0.021	-0.048	-0.097	-0.047	00.00.598
-0.014	0.025	0.144	0.006	00.00.901
-0.024	0.191	0.072	-0.044	00.01.811
0.503	-0.060	0.123	0.423	00.01.488
-0.008	-0.021	0.042	0.027	00.01.672
-0.028	-0.072	0.061	0.290	00.00.327
0.013	-0.040	0.168	0.017	00.02.081
0.018	-0.104	-0.042	0.561	00.01.408
-0.087	0.054	0.039	0.086	00.03.090
0.013	0.060	0.752	0.098	00.01.799
-0.041	-0.005	0.103	0.046	00.01.049
-0.079	0.096	0.102	0.366	00.01.561
-0.062	0.124	0.030	-0.220	00.01.313
-0.115	-0.055	0.044	0.517	00.01.219
-0.053	0.034	0.154	0.164	00.02.252
-0.020	0.073	0.161	-0.204	00.01.964
-0.149	0.046	0.160	0.202	00.03.724
0.468	0.505	0.389	0.027	00.02.927
-0.116	0.037	0.163	0.335	00.02.422
-0.094	0.058	0.496	0.208	00.01.581
-0.044	0.108	0.074	0.018	00.03.245
-0.076	0.045	0.287	0.159	00.03.772
0.008	-0.055	0.152	0.380	00.03.926
-0.023	-0.078	0.319	0.095	00.04.217
0.805	0.223	0.184	-0.012	00.08.967
0.024	0.086	0.437	0.364	00.04.912
0.072	0.093	0.200	0.499	00.03.920
0.616	0.254	0.194	0.334	00.04.906
-0.077	-0.016	0.171	0.009	00.04.044
0.063	0.025	0.256	0.392	00.05.068
0.342	0.113	0.230	0.103	00.08.889
0.166	0.198	0.333	0.370	00.05.628
-0.010	0.110	0.295	0.277	00.04.961
0.088	0.069	0.302	0.247	00.03.843
0.085	0.131	0.082	0.063	00.05.491
0.029	0.188	0.232	0.458	00.05.883
0.689	0.991	0.593	0.938	00.11.973
1.142	1.109	0.956	1.484	00.15.554



Historic Stock Car Racing

John Orzechowski Racing