

ENGINE MAINTENANCE WORKSHEET

DATE: 3-2-04
 HOBBS: _____

HOT LASH SETTING: ^{0.020}~~0.016~~" - I / 0.020" - E
 COLD LASH SETTING: ~~0.012~~" - I / 0.014" - E
 014

	<u>Spring PSI</u>	<u>Lash HOT</u>	<u>Lash COLD</u>
#5 - E	_____	_____	_____
#5 - I	_____	_____	_____
#6 - E	_____	_____	_____
#6 - I	_____	_____	_____
#7 - E	_____	_____	_____
#7 - I	_____	_____	_____
#8 - E	_____	_____	_____
#8 - I	_____	_____	_____

	<u>Spring PSI</u>	<u>Lash HOT</u>	<u>Lash COLD</u>
#1 - I	_____	_____	_____
#1 - E	_____	_____	_____
#2 - I	_____	_____	_____
#2 - E	_____	_____	_____
#3 - I	_____	_____	_____
#3 - E	_____	_____	_____
#4 - I	_____	_____	_____
#4 - E	_____	_____	_____

	<u>LEAK DOWN PSI</u>	<u>COMP PSI</u>
#5	<u>10</u>	<u>165</u>
#6	<u>9</u>	<u>165</u>
#7	<u>11</u>	<u>165</u>
#8	<u>11</u>	<u>160</u>

	<u>LEAK DOWN PSI</u>	<u>COMP PSI</u>
#1	<u>12</u>	<u>165</u>
#2	<u>11</u>	<u>163</u>
#3	<u>12</u>	<u>165</u>
#4	<u>12</u>	<u>163</u>

NOTES: I USED 9385 Valve Springs 240 # SEAT
- Valve springs Returned ARE SAME SPRINGS



MOBILE OIL ANALYSIS REPORT

CONTAMINATION
WEAR
OIL CONDITION

NORMAL
ABNORMAL
NORMAL

11 - Front Gasoline Engine

Unit Make : FORD
 Unit Model : THUNDERBIRD Serial No : JT012 Date Rec'd : Mar 9, 2004
 Comp Make : FORD Cust. Ref No. : {n/a} Sample Date : Mar 2, 2004
 Comp Model : 351 SV0 Stub No. : WC-M1047386 Diagnostician : Mark Brinson

RECOMMENDATION

The filter change at the time of sampling has been noted. Resample at the next service interval to monitor.

Sample Date	04/27/03	06/29/03	07/13/03	Current	UOM
Time on Unit	5.2	9.4	14.2	2	hrs
Time on Oil	3.7	4.2	9	2	hrs
Time on Fltr	3.7	4.2	9	2	hrs
Oil Maint.	changed	not chg	changed	n/a	---
Filter Maint.	changed	not chg	changed	changed	---

CONTAMINATION

There is no indication of any contamination in the component.

Sample Date	04/27/03	06/29/03	07/13/03	Current	Abn
Silicon	9.5	6.6	8.2	11	
Potassium	0.0	0.0	0.0	0.0	
Sodium	2.3	2.1	1.4	3.0	
Fuel (%)	<2.0	<2.0	<2.0	<2.0	
Glycol	---	---	---	---	
Water (%)	<0.1	<0.1	<0.1	<0.1	
Soot (%)	0	0	0	0	
Sulfation	13	10	13	13	
Nitration	15	10	15	15	

WEAR

The lead level is abnormal. All other component wear rates are normal.

Sample Date	04/27/03	06/29/03	07/13/03	Current	Abn
Iron	8.0	8.1	43	21	---
Nickel	0.6	0.3	0.7	1.7	---
Chromium	0.3	0.3	1.0	0.6	---
Titanium	6.5	4.4	13	1.8	---
Copper	2.1	2.1	4.2	3.1	---
Aluminum	3.0	4.5	8.2	4.8	---
Tin	0.0	0.0	0.0	0.0	---
Lead	234	491	1129	143	---
Silver	0.0	0.1	0.0	0.0	---

OIL CONDITION

Oil Type: 22 QTS of CASTROL GTX 20W50

The condition of the oil is acceptable for the time in service.

Sample Date	04/27/03	06/29/03	07/13/03	Current	Base
Boron	10	3.7	4.9	4.2	
Barium	0.6	0.0	0.0	3.1	
Calcium	1590	1613	2428	1798	
Magnesium	13	7.0	0.0	28	
Molybdenum	9.6	2.0	4.4	0.0	
Sodium	2.3	2.1	1.4	3.0	
Phosphorus	767	902	1153	1028	
Sulfur	4988	5576	6145	6330	
Zinc	768	914	1065	1029	
Visc@40°C	---	---	---	---	153
Visc@100°C	16.52	15.55	14.9	20.3	19.1
Oxidation	65	45	50	55	---

SCRA ROUND 2 RACE

2004 Snap-On Sebring Endurance Challenge at: Sebring International Raceway (3.700 miles)

Date: 3/7/04
Time: 4:29 PM

Licensed To:

Joni Phillips Lefter
1520 Beach Dr NE
St. Petersburg, FL 33704

Results

Pos	Cl	No	Name	Car Type	City, State	Class	Laps	Total	Diff	Best
1	1	98	Dale Phelon	94 Thunderbird, 5927	Aiken, SC	C10	8	17:42.748		2:10.726
2	2	2	John Cloud	94 Thunderbird, 5927	Medina, OH	C10	8	17:44.030	1.282	2:10.815
3	3	12	Donald Soenen	98 Taurus, 5868	Livonia, MI	C10	8	18:23.336	40.588	2:14.467
4	4	44	Maurice Hull	88 Cutlass, 5868	High Point, NC	C10	8	18:30.649	47.901	2:15.258
5	5	41	Edgar Otto/ David Shell	93 Lumina, 5917	Boca Raton, FL	C10	8	19:04.059	1:21.311	2:20.577
6	6	77	Ed Bull	98 Taurus, 5927	Chapin, SC	C10	8	19:06.161	1:23.413	2:18.803
7	7	20	Tom Carson	93 Lumina, 5927	Hunt Valley, MD	C10	8	19:19.848	1:37.100	2:22.767
8	8	28	Wayne Otto	90 Lumina, 5917	Watchung, NJ	C10	7	17:50.180	- 1 lap -	2:29.179
9	9	11	Claud Thomhill	92 Thunderbird, 5927	New Smyrna Beach, F	C10	7	17:51.628	1.448	2:29.188
10	10	53	Lance Smith	68 Chevelle, 7748	Villanova, PA	C10	7	18:51.422	1:01.242	2:39.002
11	11	144	Ken Funk	90 Grand Prix, 5868	Glendale, CA	C10	1	2:33.977	- 7 laps -	2:30.402
12	12	4	Bernie Reeb	93 Lumina, 4528	Buford, GA	C10	0		- 8 laps -	---
13	13	16	Jack Boxstrom	89 Regal, 6000	CANADA	C10	0			---
14	14	17	Lee Arnold	99 Monte Carlo, 5927		C10	0			---
15	15	25	David Lewis	89 Cutlass, 5917	Jacksonville, FL	C10	0			---
16	16	33	Michael Goodman	93 Lumina, 5927	Alpharetta, GA	C10	0			---
17	17	90	J. Lewis	98 Taurus, 5927	Norcross, GA	C10	0			---

Chief of Timing & Scoring:

Fastest Time: 2:10.726
Elapsed Time: 00:17:43

by: Dale Phelon in lap 5
Margin of Victory: 1.282

Signed:

Kew Belic

Date:

3/7/04



CHASSIS SETUP SHEET

DATE: 4-29-04
 CAR: BGN Thunderbird - #11
 TRACK: ROAD ATLANTA
 WEATHER: _____
 TEMPERATURE: _____

<u>LF</u>	
Tire Pressure:	<u>30 PSI</u>
Tire Size:	<u>D5704</u>
Shock Compression:	<u>160</u>
Shock Rebound:	<u>350</u>
Spring Rate:	<u>1000#</u>
Camber:	<u>-2.5°</u>
Caster:	<u>+4.25°</u>
Ride Height:	<u>5.25"</u>

21.2°

<u>RF</u>	
Tire Pressure:	<u>30 PSI</u>
Tire Size:	<u>D5704</u>
Shock Compression:	<u>160</u>
Shock Rebound:	<u>350</u>
Spring Rate:	<u>1000#</u>
Camber:	<u>-2.5°</u>
Caster:	<u>+4.125°</u>
Ride Height:	<u>5.25"</u>

22.9°

Front Brake Bias: 0
 Front Toe-Out: 1/8"
 Front Sway Bar: _____
 Rear End Ratio: 3.50:1
 Fuel Level: FULL

W/ DRIVER
 @ 235 lbs.

<u>LR</u>	
Tire Pressure:	<u>30 PSI</u>
Tire Size:	<u>D5704</u>
Shock Compression:	<u>110</u>
Shock Rebound:	<u>275</u>
Spring Rate:	<u>250#</u>
Camber:	<u>-1.50</u>
Ride Height:	<u>6.00"</u>

<u>RR</u>	
Tire Pressure:	<u>30 PSI</u>
Tire Size:	<u>D5704</u>
Shock Compression:	<u>110</u>
Shock Rebound:	<u>275</u>
Spring Rate:	<u>250#</u>
Camber:	<u>-1.50</u>
Ride Height:	<u>6.00"</u>

LF Weight: 866 ← 49.7% → RF Weight: 908
 LR Weight: 870 ↘ RR Weight: 919 } 51.2%

Cross Weight %: 49.9
 Rear %: 50.3

NOTES:

- * TOTAL WEIGHT W/ DRIVER = 3562#
- * TEST RAN ENGINE & TESTED KILL SWITCH, OK.
- * HORBS = 24.7
- _____
- _____
- _____

DRAG LINK SETTINGS:

<u>LF - OUT</u>	<u>LF - IN</u>	<u>RF - IN</u>	<u>RF - OUT</u>
<u>0.125</u>	<u>0.125</u> down	<u>0.063</u> down	FIXED 0

BUMP MEASUREMENTS:

LEFT FRONT

RIGHT FRONT

<u>BUMP</u>	<u>TRAVEL</u>	<u>REBOUND</u>	<u>BUMP</u>	<u>TRAVEL</u>	<u>REBOUND</u>
0.000	0.00	0.000	0.000	0.00	0.000
<u>0.000</u>	0.25	<u>0.000</u>	<u>0.000</u>	0.25	<u>0.004</u>
<u>0.000</u>	0.50	<u>0.001</u>	<u>0.000</u>	0.50	<u>0.004</u>
<u>0.000</u>	0.75	<u>0.002</u>	<u>0.000</u>	0.75	<u>0.005</u>
<u>0.000</u>	1.00	<u>0.003</u>	<u>0.001</u>	1.00	<u>0.006</u>
<u>0.000</u>	1.25		<u>0.003</u>	1.25	
<u>0.003</u>	1.50		<u>0.005</u>	1.50	
<u>0.006</u>	1.75		<u>0.007</u>	1.75	
<u>0.010</u>	2.00		<u>0.009</u>	2.00	
	2.25			2.25	
	2.50			2.50	
	2.75			2.75	
	3.00			3.00	

Track/Event: Road Atlanta Mitty '04 'Test Day'
 Date: 4/29 Time: 2:50 p.m.
 Weather & Conditions: Sunny

Lap Times: $\frac{425}{200}$

- | | |
|---|---------------------------------|
| 1) <u>1</u> (m) <u>46</u> . <u>49</u> (s) | 11) _____ (m) _____ . _____ (s) |
| 2) <u>1</u> (m) <u>44</u> . <u>69</u> (s) | 12) _____ (m) _____ . _____ (s) |
| 3) <u>1</u> (m) <u>43</u> . <u>86</u> (s) | 13) _____ (m) _____ . _____ (s) |
| 4) <u>1</u> (m) <u>43</u> . <u>10</u> (s) | 14) _____ (m) _____ . _____ (s) |
| 5) <u>1</u> (m) <u>47</u> . <u>79</u> (s) | 15) _____ (m) _____ . _____ (s) |
| 6) <u>1</u> (m) <u>43</u> . <u>21</u> (s) | 16) _____ (m) _____ . _____ (s) |
| 7) <u>1</u> (m) <u>43</u> . <u>67</u> (s) | 17) _____ (m) _____ . _____ (s) |
| 8) <u>1</u> (m) <u>47</u> . <u>39</u> (s) | 18) _____ (m) _____ . _____ (s) |
| 9) _____ (m) _____ . _____ (s) | 19) _____ (m) _____ . _____ (s) |
| 10) _____ (m) _____ . _____ (s) | 20) _____ (m) _____ . _____ (s) |

LEFT FRONT

Outside	Middle	Inside
°F	°F	°F

Cold: 24 (psi) Hot: _____ (psi)

RIGHT FRONT

Inside	Middle	Outside
°F	°F	°F

Cold: 24 (psi) Hot: _____ (psi)

LEFT REAR

Outside	Middle	Inside
°F	°F	°F

Cold: 22 (psi) Hot: _____ (psi)

RIGHT REAR

Inside	Middle	Outside
°F	°F	°F

Cold: 22 (psi) Hot: _____ (psi)

Notes:

HOBBS START: 25.7
 HOBBS STOP: 26.0

MILES: 20

Track/Event: Road Atlanta Mitty '04

Date: 4/30/04

Time: 19:40 a.m.

Weather & Conditions: Cloudy & Cool - Last 3 laps Rain on backstretch

Lap Times:

- 1) 1 (m) 10.02 (s)
- 2) 2 (m) 54.29 (s)
- 3) 1 (m) 48.25 (s)
- 4) 1 (m) 48.58 (s)
- 5) 1 (m) 44.85 (s)
- 6) 1 (m) 45.78 (s)
- 7) 1 (m) 42.91 (s)
- 8) 1 (m) 43.09 (s)
- 9) 1 (m) 43.32 (s)
- 10) 1 (m) 49.22 (s)

- 11) 1 (m) 51.07 (s)
- 12) ___ (m) ___ . ___ (s)
- 13) ___ (m) ___ . ___ (s)
- 14) ___ (m) ___ . ___ (s)
- 15) ___ (m) ___ . ___ (s)
- 16) ___ (m) ___ . ___ (s)
- 17) ___ (m) ___ . ___ (s)
- 18) ___ (m) ___ . ___ (s)
- 19) ___ (m) ___ . ___ (s)
- 20) ___ (m) ___ . ___ (s)

LEFT FRONT

Outside	Middle	Inside
°F	°F	116 °F

Cold: 24 (psi) Hot: ___ (psi)

RIGHT FRONT

Inside	Middle	Outside
°F	°F	°F

Cold: 24 (psi) Hot: ___ (psi)

LEFT REAR

Outside	Middle	Inside
101.5 °F	101.5 °F	108.6 °F

Cold: 22 (psi) Hot: 28 (psi)

RIGHT REAR

Inside	Middle	Outside
°F	°F	°F

Cold: 22 (psi) Hot: ___ (psi)

Notes:

HOBBS START: 26.0
HOBBS STOP: 26.3

MILES: 26.5

Track/Event: Road Atlanta / Mitty '04

Date: 4/30/04

Time: 2:50p.m.

Weather & Conditions: Cloudy, overcast & a few raindrops

Lap Times:

- 1) 2 (m) 01.33 (s)
- 2) 1 (m) 47.86 (s)
- 3) 1 (m) 45.76 (s)
- 4) 1 (m) 45.23 (s)
- 5) 2 (m) 21.00 (s)
- 6) ____ (m) ____ (s)
- 7) ____ (m) ____ (s)
- 8) ____ (m) ____ (s)
- 9) ____ (m) ____ (s)
- 10) ____ (m) ____ (s)

- 11) ____ (m) ____ (s)
- 12) ____ (m) ____ (s)
- 13) ____ (m) ____ (s)
- 14) ____ (m) ____ (s)
- 15) ____ (m) ____ (s)
- 16) ____ (m) ____ (s)
- 17) ____ (m) ____ (s)
- 18) ____ (m) ____ (s)
- 19) ____ (m) ____ (s)
- 20) ____ (m) ____ (s)

LEFT FRONT

Outside	Middle	Inside
°F	°F	°F

Cold: 24 (psi) Hot: 31 (psi)

RIGHT FRONT

Inside	Middle	Outside
°F	°F	°F

Cold: 24 (psi) Hot: 31 (psi)

LEFT REAR

Outside	Middle	Inside
°F	°F	°F

Cold: 22 (psi) Hot: 27 (psi)

RIGHT REAR

Inside	Middle	Outside
°F	°F	°F

Cold: 22 (psi) Hot: 28 (psi)

Notes: Called short due to Kodak care off track

Qualifier for Saturday race

- local news media took coverage

HOBBS START: 26.3
HOBBS STOP: 27.1

MILES: 12.5

Track/Event: Road Atlanta/ Walter Nitty '04

Date: 5/1/04

Time: 4:35 p.m.

Weather & Conditions: Sunny - S's damp & wet from earlier thunderstorms

Lap Times:

- | | |
|---|------------------------------|
| 1) <u>2</u> (m) <u>22</u> . <u>03</u> (s) | 11) ____ (m) ____ . ____ (s) |
| 2) <u>1</u> (m) <u>47</u> . <u>42</u> (s) | 12) ____ (m) ____ . ____ (s) |
| 3) <u>1</u> (m) <u>44</u> . <u>02</u> (s) | 13) ____ (m) ____ . ____ (s) |
| 4) <u>1</u> (m) <u>43</u> . <u>16</u> (s) | 14) ____ (m) ____ . ____ (s) |
| 5) <u>1</u> (m) <u>44</u> . <u>15</u> (s) | 15) ____ (m) ____ . ____ (s) |
| 6) <u>1</u> (m) <u>44</u> . <u>20</u> (s) | 16) ____ (m) ____ . ____ (s) |
| 7) <u>1</u> (m) <u>43</u> . <u>03</u> (s) | 17) ____ (m) ____ . ____ (s) |
| 8) <u>2</u> (m) <u>27</u> . <u>15</u> (s) | 18) ____ (m) ____ . ____ (s) |
| 9) ____ (m) ____ . ____ (s) | 19) ____ (m) ____ . ____ (s) |
| 10) ____ (m) ____ . ____ (s) | 20) ____ (m) ____ . ____ (s) |

LEFT FRONT

Outside	Middle	Inside
°F	°F	°F

Cold: 24 (psi) Hot: ____ (psi)

RIGHT FRONT

Inside	Middle	Outside
°F	°F	°F

Cold: 24 (psi) Hot: ____ (psi)

LEFT REAR

Outside	Middle	Inside
°F	°F	°F

Cold: 22 (psi) Hot: ____ (psi)

RIGHT REAR

Inside	Middle	Outside
°F	°F	°F

Cold: 22 (psi) Hot: ____ (psi)

Notes:

first successful HSCRA Race!

11 out of 20! (from 16th position)

HOBBS START: 27.1
HOBBS STOP: 27.6

MILES: 20

Track/Event: Road Atlanta/ Walter Mitty '04

Date: 5/2/04 Time: 3:00 p.m.

Weather & Conditions: Sunny & cool (earlier in day heavy rain-track dried by previous races)

Lap Times:

- 1) 2 (m) 30 . 93 (s)
- 2) 1 (m) 45 . 98 (s)
- 3) 1 (m) 45 . 33 (s)
- 4) 1 (m) 41 . 42 (s)
- 5) 1 (m) 57 . 88 (s) caution
- 6) 3 (m) 18 . 25 (s) caution
- 7) 5 (m) 35 . 48 (s) caution
- 8) 2 (m) 32 . 02 (s) caution
- 9) 1 (m) 41 . 77 (s)
- 10) 1 (m) 41 . 93 (s)

- 11) 1 (m) 38 . 42 (s) *took too early (really more like 1:41)*
- 12) 1 (m) 36 . 58 (s) ← *cool down not full*
- 13) ___ (m) ___ . ___ (s)
- 14) ___ (m) ___ . ___ (s)
- 15) ___ (m) ___ . ___ (s)
- 16) ___ (m) ___ . ___ (s)
- 17) ___ (m) ___ . ___ (s)
- 18) ___ (m) ___ . ___ (s)
- 19) ___ (m) ___ . ___ (s)
- 20) ___ (m) ___ . ___ (s)

LEFT FRONT

Outside	Middle	Inside
°F	°F	°F

Cold: 24 (psi) Hot: 36 (psi)

RIGHT FRONT

Inside	Middle	Outside
°F	°F	°F

Cold: 24 (psi) Hot: 32 (psi)

LEFT REAR

Outside	Middle	Inside
°F	°F	°F

Cold: 22 (psi) Hot: 28 (psi)

RIGHT REAR

Inside	Middle	Outside
°F	°F	°F

Cold: 22 (psi) Hot: 28 (psi)

Notes:

4 full laps under 'yellow' Edgar Otto/ Maurice Hull incident. Field stopped (red flag) on front stralshaway for 3 lap sprint finish.

HOBBS START: 27.6 ^{2.5}
 HOBBS STOP: 28.2 ^{1.2}
 MILES: 30 ^{1.50} 30.0

TOTAL MILEAGE = 149

Group 8 Practice 1

Joni Phillips Lefter
1520 Beach Dr. NE
St. Petersburg, FL 33704

2004 Walter Mitty Challenge at: Road Atlanta (2.450 miles)

Date: 4/30/04

Results

Time: 9:40 AM

Pos.	No.	Name	Car Type	City,	Class	Best	In	miles/h	2nd Best
1	21	Dale Phelon	89 T-Bird, 5927	Aiken,	C10	1:29.555	3	98.487	1:30.236
2	12	Donald Soenen	98 Taurus, 5868	Livoni	C10	1:32.161	4	95.702	1:32.917
3	1	John Finger	92 Thunderbird, 5	Green	C10	1:32.191	4	95.671	1:33.094
4	2	John Cloud	94 Thunderbird, 5	Medin	C10	1:32.316	2	95.541	1:32.473
5	44	Maurice Hull	88 Cutlass, 5868	High	C10	1:32.945	9	94.895	1:33.177
6	90	J. Lewis	98 Taurus, 5927	Norcr	C10	1:34.015	8	93.815	1:34.772
7	20	Tom Carson	93 Lumina, 5927	Hunt	C10	1:37.768	5	90.214	1:37.933
8	50	Larry Stepp	86 Grand Prix, 57	Wood	C10	1:37.832	4	90.155	1:38.735
9	41	Edgar Otto	93 Lumina, 5917	Boca	C10	1:38.223	8	89.796	1:40.496
10	28	Wayne Otto	90 Lumina, 5917	Wate	C10	1:40.047	6	88.159	1:40.194
11	11	John Orzechows	95 Thunderbird, 5	Frede	C10	1:43.041	6	85.597	1:43.090
12	43	Juan Gonzalez	89 Grand Prix, 59	Dallas	C10	1:44.305	2	84.560	1:50.216
13	16	Jack Boxstrom	89 Regal, 6000	Ontari	C10	1:47.201	6	82.275	1:47.514
14	6	Bill Bradford	88 T-Bird, 5927	Caldw	C10	--:--:--	-	-	--:--:--
15	00	Larry Carroll	96 Monte Carlo, 4	Montc	C10	--:--:--	-	-	--:--:--
16	94	Johan Woerheid	98 Taurus, 5868	Atlant	C10	--:--:--	-	-	--:--:--
17	4	Bernie Reeb	93 Lumina, 4528	Bufor	C10	--:--:--	-	-	--:--:--
18	5	Andy Boone	93 Lumina, 5927	Rome	C10	--:--:--	-	-	--:--:--
19	77	Ed Bull	98 Taurus, 5927	Chapi	C10	--:--:--	-	-	--:--:--

Chief of Timing & Scoring:

Signed: *Kimi Bell*
4/30/04

Group 8 Qualifying for Round 3 Race

Joni Phillips Letter
1520 Beach Dr. NE
St. Petersburg, FL 33704

2004 Walter Mitty Challenge at: Road Atlanta (2.540 miles)

Date: 4/30/04

Results

Time: 2:50 PM

Pos	No.	Name	Car Type	City, State	Cla	Best	In	miles/h	2nd Best
1	21	Dale Phelon	89 T-Bird, 5927	Aiken, SC	C10	1:30.166	1	101.413	1:34.495
2	1	John Finger	92 Thunderbird, 5917	Greenville, SC	C10	1:31.512	1	99.921	1:31.716
3	12	Donald Soenen	98 Taurus, 5868	Livonia, MI	C10	1:32.784	2	98.551	1:33.828
4	2	John Cloud	94 Thunderbird, 5927	Medina, OH	C10	1:33.618	2	97.674	1:34.070
5	28	Wayne Otto	90 Lumina, 5917	Watchung, NJ	C10	1:34.859	2	96.396	1:35.338
6	44	Maurice Hull	88 Cutlass, 5868	High Point, NC	C10	1:34.929	2	96.325	1:34.993
7	90	J. Lewis	98 Taurus, 5927	Norcross, GA	C10	1:34.982	4	96.271	1:35.332
8	41	Edgar Otto	93 Lumina, 5917	Boca Raton, FL	C10	1:36.477	3	94.779	1:37.730
9	20	Tom Carson	93 Lumina, 5927	Hunt Valley, MD	C10	1:38.193	3	93.123	1:39.231
10	50	Larry Stepp	86 Grand Prix, 5794	Woodstock, GA	C10	1:39.423	2	91.971	1:40.364
11	00	Larry Carroll	96 Monte Carlo, 4264	Montchonin, DE	C10	1:39.597	2	91.810	1:40.489
12	4	Bernie Reeb	93 Lumina, 4528	Buford, GA	C10	1:40.533	3	90.955	1:42.287
13	7	Peter Wiederkehr	99 Monte Carlo 5927	Switzerland	C10	1:41.239	3	90.321	1:45.613
14	43	Juan Gonzalez	89 Grand Prix, 5927	Dallas, TX	C10	1:42.180	2	89.489	1:43.552
15	77	Ed Bull	98 Taurus, 5927	Chapin, SC	C10	1:44.146	3	87.800	1:50.178
16	11	John Orzechowski	95 Thunderbird, 5811	Frederick, MD	C10	1:45.176	3	86.940	1:45.894
17	16	Jack Boxstrom	89 Regal, 6000	Ontario,	C10	1:48.169	3	84.534	1:49.506
18	5	Andy Boone	93 Lumina, 5927	Rome, GA	C10	--:--:--	-	-	--:--:--
19	6	Bill Bradford	88 T-Brid, 5927	Caldwell, NC	C10	--:--:--	-	-	--:--:--
20	94	Johan Woerheide	98 Taurus, 5868	Atlanta, GA	C10	--:--:--	-	-	--:--:--

Chief of Timing & Scoring:

Signed:

Kimi Belic
4/30/04

Group 8 Round 3 Race

Joni Phillips Letter
1520 Beach Dr. NE
St. Petersburg, FL 33704

2004 Walter Mitty Challenge at: Road Atlanta (2.540 miles)

Date: 5/1/04

Results

Time: 4:35 PM

Pos	No.	Name	Car Type	City, State	Clas	Lap	Best
1	21	Dale Phelon	89 T-Bird, 5927	Aiken, SC	C10	6	1:30.816
2	1	John Finger	92 Thunderbird, 5917	Greenville, SC	C10	6	1:31.481
3	12	Donald Soenen	98 Taurus, 5868	Livonia, MI	C10	6	1:31.561
4	2	John Cloud	94 Thunderbird, 5927	Medina, OH	C10	6	1:31.448
5	44	Maurice Hull	88 Cutlass, 5868	High Point, NC	C10	6	1:32.925
6	28	Wayne Otto	90 Lumina, 5917	Watchung, NJ	C10	6	1:33.701
7	90	Jack Lewis	98 Taurus, 5927	Norcross, GA	C10	6	1:33.618
8	41	Edgar Otto	93 Lumina, 5917	Boca Raton, FL	C10	6	1:35.199
9	16	Jack Boxstrom	89 Regal, 6000	Ontario,	C10	6	1:38.595
10	77	Ed Bull	98 Taurus, 5927	Chapin, SC	C10	6	1:37.763
11	11	John Orzechowski	95 Thunderbird, 5811	Frederick, MD	C10	6	1:41.107
12	7	Peter Wiederkehr	99 Monte Carlo 5927	Switzerland	C10	5	1:47.067
13	50	Larry Stepp/ Chet Wittel	86 Grand Prix, 5794	Woodstock, GA	C10	4	1:38.918
14	20	Tom Carson	93 Lumina, 5927	Hunt Valley, MD	C10	4	1:40.652
15	43	Juan Gonzalez	89 Grand Prix, 5927	Dallas, TX	C10	0	--:--:--
16	94	Johan Woerheide	98 Taurus, 5868	Atlanta, GA	C10	0	--:--:--
17	00	Larry Carroll	96 Monte Carlo, 4264	Montchonin, DE	C10	0	--:--:--
18	4	Bernie Reeb	93 Lumina, 4528	Buford, GA	C10	0	--:--:--
19	5	Andy Boone	93 Lumina, 5927	Rome, GA	C10	0	--:--:--
20	6	Bill Bradford	88 T-Bird, 5927	Caldwell, NC	C10	0	--:--:--

ge 1, (Printed: 5/1/04 4:51 PM)

Best Time: 1:30.816 by: Dale Phelon in lap 4
Elapsed Time: 00:09:11 Margin of Victory: 5.260

Chief of Timing & Scoring:

Signed:

Kim Bell
5/1/04

ChronX Race Results

Event: 2004 Walter Mitty Challenge
Run: Group 8 Round 3 Race
Date: 5/1/04
Time: 4:35:00 PM

Pos.	No.	Name	Laps	Total	Diff. Time	Best Laptime	In Lap	Speed	Class
1	21	Dale Phelon	6	09:11.5		01:30.8	4	99.488	C10
2	1	John Finger	6	09:16.7	5.26	01:31.5	3	98.548	C10
3	12	Donald Soenen	6	09:18.2	6.693	01:31.6	4	98.295	C10
4	2	John Cloud	6	09:18.6	7.145	01:31.4	4	98.216	C10
5	44	Maurice Hull	6	09:28.6	17.159	01:32.9	3	96.486	C10
6	28	Wayne Otto	6	09:32.2	20.725	01:33.7	2	95.885	C10
7	90	Jack Lewis	6	09:34.1	22.645	01:33.6	5	95.564	C10
8	41	Edgar Otto	6	09:45.9	34.452	01:35.2	5	93.638	C10
9	16	Jack Boxstrom	6	10:12.0	01:00.5	01:38.6	6	89.650	C10
10	77	Ed Bull	6	10:12.5	01:01.0	01:37.8	6	89.578	C10
11	11	John Orzechowski	6	10:30.0	01:18.5	01:41.1	6	87.087	C10
12	7	Peter Wiederkehr	5	09:10.6	-- 1 lap --	01:47.1	4	83.035	C10
13	50	Larry Stepp/ Chet Wittel	4	07:05.3	-- 2 laps --	01:38.9	2	85.998	C10
14	20	Tom Carson	4	10:18.6	03:13.3	01:40.7	2	59.128	C10
15	43	Juan Gonzalez	0	00:00.0	-- 6 laps --	--:--:--	-	-	C10
16	94	Johan Woerheide	0	00:00.0		--:--:--	-	-	C10
17	00	Larry Carroll	0	00:00.0		--:--:--	-	-	C10
18	4	Bernie Reeb	0	00:00.0		--:--:--	-	-	C10
19	5	Andy Boone	0	00:00.0		--:--:--	-	-	C10
20	6	Bill Bradford	0	00:00.0		--:--:--	-	-	C10

Group 8 Grid

Pos.	Car #	Time	Car Type	Name
1	21	01:30.2	89 T-Bird, 5927	Dale Phelon
2	2	01:33.6	94 Thunderbird, 5927	John Cloud
3	12	01:32.8	98 Taurus, 5868	Donald Soenen
4	44	01:34.9	88 Cutlass, 5868	Maurice Hull
5	28	01:34.9	90 Lumina, 5917	Wayne Otto
6	1	01:31.5	92 Thunderbird, 5917	John Finger
7	90	01:35.0	98 Taurus, 5927	J. Lewis
8	43	01:42.2	89 Grand Prix, 5927	Juan Gonzalez
9	00	01:39.6	96 Monte Carlo, 4264	Larry Carroll
10	41	01:36.5	93 Lumina, 5917	Edgar Otto
11	77	01:44.1	98 Taurus, 5927	Ed Bull
12	20	01:38.2	93 Lumina, 5927	Tom Carson
13	16	01:48.2	89 Regal, 6000	Jack Boxstrom
14	11	01:45.2	95 Thunderbird, 5811	John Orzechowski
15	7	01:41.2	99 Monte Carlo 5927	Peter Wiederkehr
16	50	01:39.4	86 Grand Prix, 5794	Larry Stepp

Group 8 Round 4 Race

Joni Phillips Lefter
1520 Beach Dr. NE
St. Petersburg, FL 33704

2004 Walter Mitty Challenge at: Road Atlanta (2.540 miles)

Date: 5/2/04

Results

Time: 3:00 PM

Pos	No.	Name	Car Type	City, State	Clas	Lap	Best
1	1	John Finger	92 Thunderbird, 5917	Greenville, SC	C10	10	1:31.237
2	21	Dale Phelon	89 T-Bird, 5927	Aiken, SC	C10	10	1:32.076
3	2	John Cloud	94 Thunderbird, 5927	Medina, OH	C10	10	1:32.311
4	12	Donald Soenen	98 Taurus, 5868	Livonia, MI	C10	10	1:32.723
5	90	J. Lewis	98 Taurus, 5927	Norcross, GA	C10	10	1:33.751
6	28	Wayne Otto	90 Lumina, 5917	Watchung, NJ	C10	10	1:33.913
7	77	Ed Bull	98 Taurus, 5927	Chapin, SC	C10	10	1:37.808
8	20	Tom Carson	93 Lumina, 5927	Hunt Valley, MD	C10	10	1:41.158
9	16	Jack Boxstrom	89 Regal, 6000	Ontario,	C10	10	1:39.439
10	00	Larry Carroll	96 Monte Carlo, 4264	Montchonin, DE	C10	10	1:41.353
11	11	John Orzechowski	95 Thunderbird, 5811	Frederick, MD	C10	10	1:41.077
12	7	Peter Wiederkehr	99 Monte Carlo 5927	Switzerland	C10	10	1:43.635
13	44	Maurice Hull	88 Cutlass, 5868	High Point, NC	C10	8	1:32.671
14	94	Johan Woerheide	98 Taurus, 5868	Atlanta, GA	C10	0	--:--:--
15	4	Bernie Reeb	93 Lumina, 4528	Buford, GA	C10	0	--:--:--
16	5	Andy Boone	93 Lumina, 5927	Rome, GA	C10	0	--:--:--
17	6	Bill Bradford	88 T-Brid, 5927	Caldwell, NC	C10	0	--:--:--
18	41	Edgar Otto	93 Lumina, 5917	Boca Raton, FL	C10	0	--:--:--
19	43	Juan Gonzalez	89 Grand Prix, 5927	Dallas, TX	C10	0	--:--:--
20	50	Larry Stepp/ Chet Wittel	86 Grand Prix, 5794	Woodstock, GA	C10	0	--:--:--

Kui Beli
5/2/04

ChronX Race Results

Event: 2004 Walter Mitty Challenge
Run: Group 8 Round 4 Race
Date: 5/2/04
Time: 3:00:00 PM

Pos.	No.	Name	Laps	Total	Diff. Time	Best Laptime	In Lap	Speed	Class
1	1	John Finger	10	23:14.6		01:31.2	3	65.569	C10
2	21	Dale Phelon	10	23:16.7	2.093	01:32.1	2	65.471	C10
3	2	John Cloud	10	23:18.6	4.005	01:32.3	3	65.381	C10
4	12	Donald Soenen	10	23:19.6	5.014	01:32.7	3	65.334	C10
5	90	J. Lewis	10	23:22.2	7.654	01:33.8	10	65.211	C10
6	28	Wayne Otto	10	23:23.0	8.482	01:33.9	3	65.173	C10
7	77	Ed Bull	10	23:34.9	20.367	01:37.8	8	64.625	C10
8	20	Tom Carson	10	23:44.8	30.204	01:41.2	9	64.179	C10
9	16	Jack Boxstrom	10	23:45.0	30.412	01:39.4	8	64.170	C10
10	00	Larry Carroll	10	23:45.5	30.965	01:41.4	8	64.145	C10
11	11	John Orzechowski	10	23:46.9	32.342	01:41.1	10	64.083	C10
12	7	Peter Wiederkehr	10	23:55.0	40.416	01:43.6	10	63.722	C10
13	94	Johan Woerheide	0	00:00.0	-- 10 laps --	---	-	-	C10
14	4	Bernie Reeb	0	00:00.0		---	-	-	C10
15	5	Andy Boone	0	00:00.0		---	-	-	C10
16	6	Bill Bradford	0	00:00.0		---	-	-	C10
17	41	Edgar Otto	0	00:00.0		---	-	-	C10
18	43	Juan Gonzalez	0	00:00.0		---	-	-	C10
19	50	Larry Stepp/ Chet Wittel	0	00:00.0		---	-	-	C10
20	44	Maurice Hull	8	20:13.0		01:32.7	3	60.305	C10



MOBILE OIL ANALYSIS REPORT

CONTAMINATION
WEAR
OIL CONDITION

NORMAL
ATTENTION
NORMAL

11 - Front Gasoline Engine

Unit Make : FORD
 Unit Model : THUNDERBIRD
 Comp Make : FORD
 Comp Model : 351 SV0

Serial No : JT012
 Cust. Ref No. : {n/a}
 Stub No. : WC-M1047401

Date Rec'd : May 18, 2004
 Sample Date : May 2, 2004
 Diagnostician : Mark Brinson

RECOMMENDATION

Resample at the next service interval to monitor.

Sample Date	06/29/03	07/13/03	03/02/04	Current	UOM
Time on Unit	9.4	14.2	2	4.5	hrs
Time on Oil	4.2	9	2	2.5	hrs
Time on Fltr	4.2	9	2	2.5	hrs
Oil Maint.	not chg	changed	n/a	changed	---
Filter Maint.	not chg	changed	changed	changed	---

CONTAMINATION

There is no indication of any contamination in the component.

Sample Date	06/29/03	07/13/03	03/02/04	Current	Abn
Silicon	6.6	8.2	11	2.7	
Potassium	0.0	0.0	0.0	3.4	
Sodium	2.1	1.4	3.0	0.0	
Fuel (%)	<2.0	<2.0	<2.0	<2.0	
Glycol	---	---	---	---	
Water (%)	<0.1	<0.1	<0.1	<0.1	
Soot (%)	0	0	0	0	
Sulfation	10	13	13	13	
Nitration	10	15	15	15	

WEAR

All component wear rates are normal. Lead noted as fuel additive.

Sample Date	06/29/03	07/13/03	03/02/04	Current	Abn
Iron	8.1	43	21	11	---
Nickel	0.3	0.7	1.7	0.2	---
Chromium	0.3	1.0	0.6	0.4	---
Titanium	4.4	13	1.8	2.2	---
Copper	2.1	4.2	3.1	3.5	---
Aluminum	4.5	8.2	4.8	3.1	---
Tin	0.0	0.0	0.0	0.6	---
Lead	491	1129	143	343	---
Silver	0.1	0.0	0.0	0.0	---

OIL CONDITION

Oil Type: 22 QTS of CASTROL GTX 20W50

The condition of the oil is acceptable for the time in service.

Sample Date	06/29/03	07/13/03	03/02/04	Current	Base
Boron	3.7	4.9	4.2	1.7	
Barium	0.0	0.0	3.1	1.3	
Calcium	1613	2428	1798	1338	
Magnesium	7.0	0.0	28	8.2	
Molybdenum	2.0	4.4	0.0	1.2	
Sodium	2.1	1.4	3.0	0.0	
Phosphorus	902	1153	1028	590	
Sulfur	5576	6145	6330	4190	
Zinc	914	1065	1029	636	
Visc@40°C	---	---	---	---	153
Visc@100°C	15.55	14.9	20.3	16.4	19.1
Oxidation	45	50	55	55	---

CHASSIS SETUP SHEET

DATE: 6-4-04
CAR: BGN Thunderbird - #11
TRACK: WATKINS GLEN
WEATHER: _____
TEMPERATURE: _____

<u>LF</u>	
Tire Pressure:	<u>30 PSI</u>
Tire Size:	<u>D5704</u>
Shock Compression:	<u>160</u>
Shock Rebound:	<u>350</u>
Spring Rate:	<u>1000#</u>
Camber:	<u>-3.25°</u>
Caster:	<u>+4.25°</u>
Ride Height:	<u>5.25"</u>

21.2°

<u>RF</u>	
Tire Pressure:	<u>30 PSI</u>
Tire Size:	<u>D5704</u>
Shock Compression:	<u>160</u>
Shock Rebound:	<u>350</u>
Spring Rate:	<u>1000#</u>
Camber:	<u>-2.75°</u>
Caster:	<u>+4.25°</u>
Ride Height:	<u>5.25"</u>

22.9°

Front Brake Bias: 0
Front Toe-Out: 1/8"
Front Sway Bar: _____
Rear End Ratio: 3.50:1
Fuel Level: FULL

W/DRIVER
@ 235 lbs

<u>LR</u>	
Tire Pressure:	<u>30 PSI</u>
Tire Size:	<u>D5704</u>
Shock Compression:	<u>110</u>
Shock Rebound:	<u>275</u>
Spring Rate:	<u>250#</u>
Camber:	<u>-1.50°</u>
Ride Height:	<u>6.00"</u>

<u>RR</u>	
Tire Pressure:	<u>30 PSI</u>
Tire Size:	<u>D5704</u>
Shock Compression:	<u>110</u>
Shock Rebound:	<u>275</u>
Spring Rate:	<u>250#</u>
Camber:	<u>-1.50°</u>
Ride Height:	<u>6.00"</u>

LF Weight: 901 RF Weight: 902
LR Weight: 876 RR Weight: 920
Cross Weight %: 49.4
Rear %: 49.9

← 50.0% → } 50.6%

NOTES:

- * TOTAL WEIGHT W/DRIVER = 3599 #
- * HOBBS = 28.4
- * CHANGED OIL & FILTER

DRAG LINK SETTINGS:

LF - OUT

0.125

LF - IN

0.125 down

RF - IN

0.063 down

RF - OUT

FIXED
0

BUMP MEASUREMENTS:

LEFT FRONT

<u>BUMP</u>	<u>TRAVEL</u>	<u>REBOUND</u>
0.000	0.00	0.000
<u>0.000</u>	0.25	<u>0.000</u>
<u>0.000</u>	0.50	<u>0.001</u>
<u>0.000</u>	0.75	<u>0.002</u>
<u>0.000</u>	1.00	<u>0.003</u>
<u>0.000</u>	1.25	
<u>0.003</u>	1.50	
<u>0.006</u>	1.75	
<u>0.010</u>	2.00	
	2.25	
	2.50	
	2.75	
	3.00	

RIGHT FRONT

<u>BUMP</u>	<u>TRAVEL</u>	<u>REBOUND</u>
0.000	0.00	0.000
<u>0.000</u>	0.25	<u>0.004</u>
<u>0.000</u>	0.50	<u>0.004</u>
<u>0.000</u>	0.75	<u>0.005</u>
<u>0.001</u>	1.00	<u>0.006</u>
<u>0.003</u>	1.25	
<u>0.005</u>	1.50	
<u>0.007</u>	1.75	
<u>0.009</u>	2.00	
	2.25	
	2.50	
	2.75	
	3.00	

Track/Event: WATKINS GLEN / HSR - HSCRA

Date: 6-4-04 Time: 10:10 a.m.

Weather & Conditions: Clear & Sunny
Practice

Lap Times:

- | | |
|---|---------------------------------|
| 1) <u>1</u> (m) <u>58</u> . <u>43</u> (s) | 11) _____ (m) _____ . _____ (s) |
| 2) <u>2</u> (m) <u>23</u> . <u>13</u> (s) | 12) _____ (m) _____ . _____ (s) |
| 3) <u>2</u> (m) <u>20</u> . <u>08</u> (s) | 13) _____ (m) _____ . _____ (s) |
| 4) <u>2</u> (m) <u>15</u> . <u>40</u> (s) | 14) _____ (m) _____ . _____ (s) |
| 5) <u>2</u> (m) <u>14</u> . <u>50</u> (s) | 15) _____ (m) _____ . _____ (s) |
| 6) <u>2</u> (m) <u>13</u> . <u>55</u> (s) | 16) _____ (m) _____ . _____ (s) |
| 7) <u>2</u> (m) <u>13</u> . <u>68</u> (s) | 17) _____ (m) _____ . _____ (s) |
| 8) <u>2</u> (m) <u>40</u> . <u>66</u> (s) | 18) _____ (m) _____ . _____ (s) |
| 9) _____ (m) _____ . _____ (s) | 19) _____ (m) _____ . _____ (s) |
| 10) _____ (m) _____ . _____ (s) | 20) _____ (m) _____ . _____ (s) |

LEFT FRONT

Outside	Middle	Inside
127.7 °F	138.2 °F	163.6 °F

Cold: 23 (psi) Hot: 33 (psi)

RIGHT FRONT

Inside	Middle	Outside
164.9 °F	143.2 °F	130.5 °F

Cold: 23 (psi) Hot: 33 (psi)

LEFT REAR

Outside	Middle	Inside
147.0 °F	147.0 °F	150.0 °F

Cold: 20 (psi) Hot: 29 (psi)

RIGHT REAR

Inside	Middle	Outside
141.7 °F	128.2 °F	127.3 °F

Cold: 20 (psi) Hot: 27 (psi)

4
3
5
8

280

Notes:

HOBBS START: 28.4
HOBBS STOP: 28.9

3.5 miles

MILES: 28

Track/Event: Watkins Glen NY / Chemung Canal Historics HSR -
 Date: 6/4/04 Time: 2:10 p.m. HS CRA
 Weather & Conditions: Clear, Sunny & Hot
Qualifier for Saturday

Lap Times:

- | | |
|-----------------------------------|-------------------------|
| 1) <u>2</u> (m) <u>35.56</u> (s) | 11) _____ (m) _____ (s) |
| 2) <u>2</u> (m) <u>16.73</u> (s) | 12) _____ (m) _____ (s) |
| 3) <u>2</u> (m) <u>13.90</u> (s) | 13) _____ (m) _____ (s) |
| 4) <u>2</u> (m) <u>14.28</u> (s) | 14) _____ (m) _____ (s) |
| 5) <u>2</u> (m) <u>12.75</u> (s) | 15) _____ (m) _____ (s) |
| 6) <u>2</u> (m) <u>13.53</u> (s) | 16) _____ (m) _____ (s) |
| 7) <u>2</u> (m) <u>12.62</u> (s) | 17) _____ (m) _____ (s) |
| 8) <u>2</u> (m) <u>12.75</u> (s) | 18) _____ (m) _____ (s) |
| 9) <u>2</u> (m) <u>12.46</u> (s) | 19) _____ (m) _____ (s) |
| 10) <u>2</u> (m) <u>50.34</u> (s) | 20) _____ (m) _____ (s) |

LEFT FRONT

Outside <u>136.3</u> °F	Middle <u>136.3</u> °F	Inside <u>171.5</u> °F
-------------------------------	------------------------------	------------------------------

Cold: 23 (psi) Hot: 34 (psi)

RIGHT FRONT

Inside <u>146.5</u> °F	Middle <u>154.0</u> °F	Outside <u>140.9</u> °F
------------------------------	------------------------------	-------------------------------

Cold: 23 (psi) Hot: 33 (psi)

LEFT REAR

Outside <u>151.7</u> °F	Middle <u>140.2</u> °F	Inside <u>156.2</u> °F
-------------------------------	------------------------------	------------------------------

Cold: 20 (psi) Hot: 28 (psi)

RIGHT REAR

Inside <u>146.2</u> °F	Middle <u>144.2</u> °F	Outside <u>143.1</u> °F
------------------------------	------------------------------	-------------------------------

Cold: 20 (psi) Hot: 26 (psi)

3.5
1.0
35.0

Notes:

HOBBS START: 28.9
 HOBBS STOP: 29.5

MILES: ~~35.0~~ 35.0

Track/Event: Watkins Glen, NY / Chemung Canal Historics Hse/
 Date: 6/5/04 Time: 10:05 am. #SCRA
 Weather & Conditions: Cold, Overcast & Partial Rain

Lap Times:

- | | |
|----------------------------------|-------------------------|
| 1) <u>2</u> (m) <u>43.39</u> (s) | 11) _____ (m) _____ (s) |
| 2) <u>2</u> (m) <u>20.07</u> (s) | 12) _____ (m) _____ (s) |
| 3) <u>2</u> (m) <u>16.73</u> (s) | 13) _____ (m) _____ (s) |
| 4) <u>2</u> (m) <u>21.02</u> (s) | 14) _____ (m) _____ (s) |
| 5) <u>2</u> (m) <u>19.84</u> (s) | 15) _____ (m) _____ (s) |
| 6) <u>2</u> (m) <u>30.87</u> (s) | 16) _____ (m) _____ (s) |
| 7) _____ (m) _____ (s) | 17) _____ (m) _____ (s) |
| 8) _____ (m) _____ (s) | 18) _____ (m) _____ (s) |
| 9) _____ (m) _____ (s) | 19) _____ (m) _____ (s) |
| 10) _____ (m) _____ (s) | 20) _____ (m) _____ (s) |

LEFT FRONT

Outside <u>96.8</u> °F	Middle <u>108.6</u> °F	Inside <u>85.7</u> °F
---------------------------	---------------------------	--------------------------

Cold: 23 (psi) Hot: 31.5 (psi)

RIGHT FRONT

Inside <u>96.8</u> °F	Middle <u>103.1</u> °F	Outside <u>108.2</u> °F
--------------------------	---------------------------	----------------------------

Cold: 23 (psi) Hot: 31.5 (psi)

LEFT REAR

Outside <u>88.1</u> °F	Middle <u>88.1</u> °F	Inside <u>80.9</u> °F
---------------------------	--------------------------	--------------------------

Cold: 20 (psi) Hot: 26 (psi)

RIGHT REAR

Inside <u>102.6</u> °F	Middle <u>81.6</u> °F	Outside <u>106.2</u> °F
---------------------------	--------------------------	----------------------------

Cold: 20 (psi) Hot: 27 (psi)

Notes:

Cold, started to rain; Bud #11 lost
 tire - debris flag on track field pulled
 in; Timing & Scoring showed 2:16 best
 for open

HOBBS START: 29.5
 HOBBS STOP: 30.0
 MILES: 21.0

$\frac{3}{35}$
 $\frac{6}{21.0}$

Track/Event: Watkins Glen, NY HSR/HSCRA Chemung Canal

Date: 6/6/04 Time: 2:10 p.m. Historics

Weather & Conditions: Sunny, Some Clouds, Very Warm

Lap Times:

- | | |
|---|---------------------------------|
| 1) <u>4</u> (m) <u>08</u> . <u>78</u> (s) <i>warm up green flag @ end</i> | 11) _____ (m) _____ . _____ (s) |
| 2) <u>2</u> (m) <u>17</u> . <u>04</u> (s) | 12) _____ (m) _____ . _____ (s) |
| 3) <u>2</u> (m) <u>12</u> . <u>12</u> (s) | 13) _____ (m) _____ . _____ (s) |
| 4) <u>2</u> (m) <u>13</u> . <u>75</u> (s) | 14) _____ (m) _____ . _____ (s) |
| 5) <u>2</u> (m) <u>12</u> . <u>20</u> (s) | 15) _____ (m) _____ . _____ (s) |
| 6) <u>2</u> (m) <u>11</u> . <u>39</u> (s) | 16) _____ (m) _____ . _____ (s) |
| 7) <u>2</u> (m) <u>11</u> . <u>14</u> (s) | 17) _____ (m) _____ . _____ (s) |
| 8) <u>2</u> (m) <u>11</u> . <u>04</u> (s) | 18) _____ (m) _____ . _____ (s) |
| 9) <u>2</u> (m) <u>13</u> . <u>32</u> (s) | 19) _____ (m) _____ . _____ (s) |
| 10) <u>2</u> (m) <u>23</u> . <u>11</u> (s) | 20) _____ (m) _____ . _____ (s) |

LEFT FRONT

Outside	Middle	Inside
<u>80.3</u> °F	<u>139.8</u> °F	<u>110.6</u> °F

Cold: 23 (psi) Hot: 33 (psi)

RIGHT FRONT

Inside	Middle	Outside
<u>110.8</u> °F	<u>153.1</u> °F	<u>105.8</u> °F

Cold: 23 (psi) Hot: 32.5 (psi)

LEFT REAR

Outside	Middle	Inside
<u>110.6</u> °F	<u>104.3</u> °F	<u>104.3</u> °F

Cold: 21 (psi) Hot: 27.5 (psi)

RIGHT REAR

Inside	Middle	Outside
<u>105.8</u> °F	<u>138.7</u> °F	<u>126.6</u> °F

Cold: 20.5 (psi) Hot: 27.5 (psi)

Notes:

HOBBS START: 30.0
HOBBS STOP: 30.7

35
10

MILES: 35.0

TOTAL MILES = 119

Group 8 Practice 1

Joni Phillips Letter
1520 Beach Dr. NE
St. Petersburg, FL 33704

HSR 2004 Watkins Glen at: Watkins Glen International (3.540 miles)

Date: 6/4/04

Time: 10:10 AM

Results

Po	No.	Name	Car Type	City, State	Cl	Best	In	miles/	2nd Be
1	2	John Cloud	94 Thunderbird, 5	Medina, OH	C1	2:04.860	4	102.066	2:07.004
2	28	Wayne Otto	90 Lumina, 5917	Watchung, NJ	C1	2:07.403	3	100.029	2:09.553
3	44	Kenn Funk	90 Grand Prix, 58	Glendale, CA	C1	2:07.661	3	99.827	2:07.748
4	7	Peter Wiederkehr	99 Monte Carlo, 5	Oberhasli,	C1	2:08.504	6	99.172	2:11.944
5	41	David Shell	93 Lumina, 5917	Boca Raton, FL	C1	2:08.846	6	98.909	2:10.189
6	20	Tom Carson	93 Lumina, 5927	Hunt Valley, MD	C1	2:12.194	5	96.404	2:13.028
7	00	Larry Carroll	96 Monte Carlo, 4	Montchonin, DE	C1	2:13.299	4	95.605	2:14.599
8	1	John Orzechowski	95 Thunderbird, 5	Frederick, MD	C1	2:13.344	6	95.572	2:13.507
9	77	Ed Bull	98 Taurus, 5927	Chapin, SC	C1	2:17.231	4	92.865	2:18.744
10	11	Claud Thornhill	92 Thunderbird, 5	New Smyrna Beach,	C1	2:26.684	3	86.881	2:28.703
11	20	Tom Carson	93 Lumina, 5927	Hunt Valley, MD	C1	---:---:---	-	-	---:---:---
12	4	Jeff Anton	98 Grand Prix, 58	Russell, MA	C1	---:---:---	-	-	---:---:---
13	98	Dale Phelon	94 Thunderbird, 5	Aiken, SC	C1	---:---:---	-	-	---:---:---
14	12	Donald Soenen	98 Taurus, 5868	Livonia, MI	C1	---:---:---	-	-	---:---:---

Chief of Timing & Scoring:

Signed:



Group 8 Qualifying for Round 5

Joni Phillips Lefter
1520 Beach Dr. NE
St. Petersburg, FL 33704

HSR 2004 Watkins Glen at: Watkins Glen International (3.540 miles)

Date: 6/4/04

Results

Time: 3:20 PM

Po	No.	Name	Car Type	City, State	Cl	Best	In	miles/	2nd Be
1	4	Jeff Anton	98 Grand Prix, 58	Russell, MA	C1	2:00.626	3	105.649	2:00.670
2	2	John Cloud	94 Thunderbird, 5	Medina, OH	C1	2:01.187	6	105.160	2:01.814
3	12	Donald Soenen	98 Taurus, 5868	Livonia, MI	C1	2:01.653	8	104.757	2:02.379
4	28	Wayne Otto	90 Lumina, 5917	Watchung, NJ	C1	2:03.480	4	103.207	2:03.707
5	41	David Shell	93 Lumina, 5917	Boca Raton, FL	C1	2:04.813	4	102.105	2:05.822
6	77	Ed Bull	98 Taurus, 5927	Chapin, SC	C1	2:06.492	7	100.749	2:06.568
7	44	Kenn Funk	90 Grand Prix, 58	Glendale, CA	C1	2:06.882	2	100.440	2:07.717
8	16	Jack Boxstrom	89 Buick Regal, 6	Picton, Ont, CANAD	C1	2:07.887	2	99.650	2:08.425
9	20	Tom Carson	93 Lumina, 5927	Hunt Valley, MD	C1	2:11.276	2	97.078	2:12.241
10	00	Larry Carroll	96 Monte Carlo, 4	Montchonin, DE	C1	2:12.139	1	96.444	2:24.495
11	1	John Orzechowski	95 Thunderbird, 5	Frederick, MD	C1	2:12.545	6	96.148	2:12.570
12	11	Claud Thornhill	92 Thunderbird, 5	New Smyrna Beach,	C1	2:24.454	5	88.222	2:25.303
13	7	Peter Wiederkehr	99 Monte Carlo, 5	Oberhasli,	C1	3:18.366	1	64.245	---:---:---
14	98	Dale Phelon	94 Thunderbird, 5	Aiken, SC	C1	---:---:---	-	-	---:---:---

Chief of Timing & Scoring:

Signed:

Kiri Belin
6/4/04

Group 8 Qualifying for Round 6

Joni Phillips Letter
1520 Beach Dr. NE
St. Petersburg, FL 33704

HSR 2004 Watkins Glen at: Watkins Glen International (3.540 miles)

Date: 6/5/04

Results

Time: 10:05 AM

Po	No.	Name	Car Type	City, State	Cl	Best	In	miles/	2nd Be
1	2	John Cloud	94 Thunderbird, 5	Medina, OH	C1	2:01.857	2	104.582	2:02.929
2	12	Donald Soenen	98 Taurus, 5868	Livonia, MI	C1	2:03.257	2	103.394	2:04.759
3	4	Jeff Anton	98 Grand Prix, 58	Russell, MA	C1	2:04.239	1	102.576	2:04.486
4	28	Wayne Otto	90 Lumina, 5917	Watchung, NJ	C1	2:04.896	2	102.037	2:05.658
5	77	Ed Bull	98 Taurus, 5927	Chapin, SC	C1	2:06.251	2	100.942	2:11.115
6	41	David Shell	93 Lumina, 5917	Boca Raton, FL	C1	2:07.947	2	99.604	2:14.737
7	16	Jack Boxstrom	89 Buick Regal, 6	Picton, Ont, CANAD	C1	2:09.336	2	98.534	2:11.846
8	11	Claud Thornhill	92 Thunderbird, 5	New Smyrna Beach,	C1	2:11.569	1	96.862	2:11.720
9	7	Peter Wiederkehr	99 Monte Carlo, 5	Oberhasli, CH	C1	2:11.676	2	96.783	2:12.137
10	20	Tom Carson	93 Lumina, 5927	Hunt Valley, MD	C1	2:12.480	2	96.196	2:14.110
11	44	Kenn Funk	90 Grand Prix, 58	Glendale, CA	C1	2:13.832	2	95.224	2:15.430
12	1	John Orzechowski	95 Thunderbird, 5	Frederick, MD	C1	2:16.740	2	93.199	2:19.879
13	00	Larry Carroll	96 Monte Carlo, 4	Montchonin, DE	C1	2:17.404	1	92.748	2:17.725
14	98	Dale Phelon	94 Thunderbird, 5	Aiken, SC	C1	--:--:--	-	-	--:--:--

Chief of Timing & Scoring:

Signed:

W. Belli
6/5/04

Group 8 Round 6 Race

Joni Phillips Letter
1520 Beach Dr. NE
St. Petersburg, FL 33704

HSR 2004 Watkins Glen at: Watkins Glen International (3.377 miles)

Date: 6/6/04

Results

Time: 2:10 PM

Pos	No.	Name	Car Type	City, State	Clas	Lap	Best
1	12	Donald Soenen	98 Taurus, 5868	Livonia, MI	C10	8	2:01.609
2	2	John Cloud	94 Thunderbird, 5927	Medina, OH	C10	8	2:01.565
3	28	Wayne Otto	90 Lumina, 5917	Watchung, NJ	C10	8	2:01.337
4	41	David Shell	93 Lumina, 5917	Boca Raton, FL	C10	8	2:03.172
5	7	Peter Wiederkehr	99 Monte Carlo, 5927	Oberhasli, CH	C10	8	2:04.845
6	20	Tom Carson	93 Lumina, 5927	Hunt Valley, MD	C10	8	2:06.733
7	16	Jack Boxstrom	89 Buick Regal, 6000	Picton, Ont, CANADA	C10	8	2:08.290
8	00	Larry Carroll	96 Monte Carlo, 4264	Montchonin, DE	C10	8	2:09.907
9	1	John Orzechowski	95 Thunderbird, 5811	Frederick, MD	C10	8	2:11.103
10	44	Kenn Funk	90 Grand Prix, 5868	Glendale, CA	C10	7	2:03.084
11	4	Jeff Anton	98 Grand Prix, 5877	Russell, MA	C10	7	2:00.414
12	77	Ed Bull	98 Taurus, 5927	Chapin, SC	C10	5	2:04.039
13	98	Dale Phelon	94 Thunderbird, 5927	Aiken, SC	C10	0	--:--:--
14	11	Claud Thornhill	92 Thunderbird, 5927	New Smyrna Beach, FL	C10	0	--:--:--

Best Time: 2:00.414 by: Jeff Anton in lap 7
Elapsed Time: 00:16:28 Margin of Victory: 0.295

Chief of Timing & Scoring:

Signed: *Kli Bely*
6/6/04

ChronX Race Results

Event: HSR 2004 Watkins Glen
Run: Group 8 Round 6 Race
Date: 6/6/04
Time: 2:10:00 PM

Pos.	No.	Name	Laps	Total	Diff. Time	Best Laptime	In Lap	Speed	Class	City, Stat	Car Type	Reg. No.
1	12	Donald Soenen	8	16:28.1		02:01.6	7	98.428	C10	Livonia, MI	98 Taurus	5868
2	2	John Cloud	8	16:28.4	0.295	02:01.6	7	98.399	C10	Medina, OH	94 Thunderbird	5927
3	28	Wayne Otto	8	16:28.8	0.698	02:01.3	7	98.359	C10	Watchung, NJ	90 Lumina	5917
4	41	David Shell	8	16:51.7	23.623	02:03.2	3	96.130	C10	Boca Raton, FL	93 Lumina	5917
5	7	Peter Wiederkehr	8	17:09.8	41.701	02:04.8	7	94.443	C10	Oberhasli, Switzerland	99 Monte Carlo	5927
6	20	Tom Carson	8	17:19.2	51.113	02:06.7	7	93.587	C10	Hunt Valley, MD	93 Lumina	5927
7	16	Jack Boxstrom	8	17:19.8	51.704	02:08.3	2	93.534	C10	Picton, OH	89 Buick Regal	6000
8	00	Larry Carroll	8	17:39.2	01:11.1	02:09.9	7	91.822	C10	Montchon, France	96 Monte Carlo	4264
9	1	John Orzechowski	8	17:47.5	01:19.4	02:11.1	7	91.105	C10	Frederick, MD	95 Thunderbird	5811
10	44	Kenn Funk	7	14:48.5	-- 1 lap --	02:03.1	7	95.781	C10	Glendale, CA	90 Grand Prix	5868
11	4	Jeff Anton	7	14:57.7	9.218	02:00.4	7	94.798	C10	Russell, MI	98 Grand Prix	5877
12	77	Ed Bull	5	10:33.6	-- 3 laps --	02:04.0	2	95.936	C10	Chapin, SC	98 Taurus	5927
13	98	Dale Phelon	0	00:00.0	-- 8 laps --	--:--:--	-	-	-	Aiken, SC	94 Thunderbird	5927
14	11	Claud Thornhill	0	00:00.0	-- 8 laps --	--:--:--	-	-	-	New Smyrna Beach, FL	92 Thunderbird	5927



MOBILE OIL ANALYSIS REPORT

CONTAMINATION
WEAR
OIL CONDITION

NORMAL
ATTENTION
NORMAL

11 - Front Gasoline Engine

Unit Make : FORD
 Unit Model : THUNDERBIRD
 Comp Make : FORD
 Comp Model : 351 SV0
 Serial No : JT012
 Cust. Ref No. : {n/a}
 Stub No. : WC-M1047404
 Date Rec'd : Jun 10, 2004
 Sample Date : Jun 6, 2004
 Diagnostician : Mark Brinson

RECOMMENDATION

Resample at the next service interval to monitor.

Sample Date	07/13/03	03/02/04	05/02/04	Current	UOM
Time on Unit	14.2	2	4.5	7	hrs
Time on Oil	9	2	2.5	2.5	hrs
Time on Fltr	9	2	2.5	2.5	hrs
Oil Maint.	changed	n/a	changed	changed	---
Filter Maint.	changed	changed	changed	changed	---

CONTAMINATION

There is no indication of any contamination in the component.

Sample Date	07/13/03	03/02/04	05/02/04	Current	Abn
Silicon	8.2	11	2.7	8.0	
Potassium	0.0	0.0	3.4	4.7	
Sodium	1.4	3.0	0.0	1.5	
Fuel (%)	<2.0	<2.0	<2.0	<2.0	
Glycol	---	---	---	---	
Water (%)	<0.1	<0.1	<0.1	<0.1	
Soot (%)	0	0	0	0	
Sulfation	13	13	13	10	
Nitration	15	15	15	15	

WEAR

All component wear rates are normal. Lead noted as fuel additive.

Sample Date	07/13/03	03/02/04	05/02/04	Current	Abn
Iron	43	21	11	11	---
Nickel	0.7	1.7	0.2	0.2	---
Chromium	1.0	0.6	0.4	0.7	---
Titanium	13	1.8	2.2	2.0	---
Copper	4.2	3.1	3.5	1.9	---
Aluminum	8.2	4.8	3.1	5.9	---
Tin	0.0	0.0	0.6	0.2	---
Lead	1129	143	343	383	---
Silver	0.0	0.0	0.0	0.0	---

OIL CONDITION

Oil Type: 22 QTS of CASTROL GTX 20W50

The condition of the oil is acceptable for the time in service.

Sample Date	07/13/03	03/02/04	05/02/04	Current	Base
Boron	4.9	4.2	1.7	2.1	
Barium	0.0	3.1	1.3	1.2	
Calcium	2428	1798	1338	1639	
Magnesium	0.0	28	8.2	7.2	
Molybdenum	4.4	0.0	1.2	2.4	
Sodium	1.4	3.0	0.0	1.5	
Phosphorus	1153	1028	590	783	
Sulfur	6145	6330	4190	5297	
Zinc	1065	1029	636	820	
Visc@40°C	---	---	---	---	153
Visc@100°C	14.9	20.3	16.4	17.35	19.1
Oxidation	50	55	55	50	---

CHASSIS SETUP SHEET

DATE: 7-9-04
 CAR: BGN Thunderbird - #11
 TRACK: VIR - FULL COURSE
 WEATHER: _____
 TEMPERATURE: _____

<u>LF</u>	
Tire Pressure:	<u>30 PSI</u>
Tire Size:	<u>D5704</u>
Shock Compression:	<u>160</u>
Shock Rebound:	<u>350</u>
Spring Rate:	<u>1000#</u>
Camber:	<u>-2 1/8°</u>
Caster:	<u>+4.00°</u>
Ride Height:	<u>5.25"</u>

21.3°

<u>RF</u>	
Tire Pressure:	<u>30 PSI</u>
Tire Size:	<u>D5704</u>
Shock Compression:	<u>160</u>
Shock Rebound:	<u>350</u>
Spring Rate:	<u>1000#</u>
Camber:	<u>-2 1/2°</u>
Caster:	<u>+4.00°</u>
Ride Height:	<u>5.50"</u>

22.7°

Front Brake Bias: 0
 Front Toe-Out: 1/8"
 Front Sway Bar: _____
 Rear End Ratio: 3.50:1
 Fuel Level: FULL

<u>LR</u>	
Tire Pressure:	<u>30 PSI</u>
Tire Size:	<u>D5704</u>
Shock Compression:	<u>110</u>
Shock Rebound:	<u>275</u>
Spring Rate:	<u>250#</u>
Camber:	<u>-1.5°</u>
Ride Height:	<u>6.25"</u>

<u>RR</u>	
Tire Pressure:	<u>30 PSI</u>
Tire Size:	<u>D5704</u>
Shock Compression:	<u>110</u>
Shock Rebound:	<u>275</u>
Spring Rate:	<u>250#</u>
Camber:	<u>-1.5°</u>
Ride Height:	<u>6.50"</u>

LF Weight: 895 RF Weight: 897
 LR Weight: 882 RR Weight: 887

← 50.4% →
 ↘ 49.9% ↗

Cross Weight %: 49.9
 Rear %: 49.6

NOTES:

- * TOTAL WEIGHT w/DRIVER = 3553 #
- * HOBBS = 30.9
- * CHANGED OIL & FILTER
- * REMOVED 45# RIGHT SIDE WEIGHT

DRAG LINK SETTINGS:

<u>LF - OUT</u>	<u>LF - IN</u>	<u>RF - IN</u>	<u>RF - OUT</u>
<u>0.125</u>	<u>0.125</u> Down	<u>0.063</u> Down	FIXED 0

BUMP MEASUREMENTS:

LEFT FRONT

RIGHT FRONT

<u>BUMP</u>	<u>TRAVEL</u>	<u>REBOUND</u>	<u>BUMP</u>	<u>TRAVEL</u>	<u>REBOUND</u>
0.000	0.00	0.000	0.000	0.00	0.000
<u>0.000</u>	0.25	<u>0.000</u>	<u>0.000</u>	0.25	<u>0.004</u>
<u>0.000</u>	0.50	<u>0.001</u>	<u>0.000</u>	0.50	<u>0.004</u>
<u>0.000</u>	0.75	<u>0.002</u>	<u>0.000</u>	0.75	<u>0.005</u>
<u>0.000</u>	1.00	<u>0.003</u>	<u>0.001</u>	1.00	<u>0.006</u>
<u>0.000</u>	1.25		<u>0.003</u>	1.25	
<u>0.003</u>	1.50		<u>0.005</u>	1.50	
<u>0.006</u>	1.75		<u>0.007</u>	1.75	
<u>0.010</u>	2.00		<u>0.009</u>	2.00	
	2.25			2.25	
	2.50			2.50	
	2.75			2.75	
	3.00			3.00	

Track/Event: VIR w/HSR
 Date: 7-9-04 Time: 10:00 AM
 Weather & Conditions: SUNNY 85°F

Lap Times:

- | | |
|---|------------------------------|
| 1) <u>2</u> (m) <u>28</u> . <u>14</u> (s) | 11) ____ (m) ____ . ____ (s) |
| 2) <u>2</u> (m) <u>14</u> . <u>38</u> (s) | 12) ____ (m) ____ . ____ (s) |
| 3) <u>2</u> (m) <u>15</u> . <u>97</u> (s) | 13) ____ (m) ____ . ____ (s) |
| 4) <u>2</u> (m) <u>14</u> . <u>38</u> (s) | 14) ____ (m) ____ . ____ (s) |
| 5) <u>2</u> (m) <u>14</u> . <u>65</u> (s) | 15) ____ (m) ____ . ____ (s) |
| 6) <u>2</u> (m) <u>14</u> . <u>54</u> (s) | 16) ____ (m) ____ . ____ (s) |
| 7) <u>2</u> (m) <u>11</u> . <u>75</u> (s) | 17) ____ (m) ____ . ____ (s) |
| 8) <u>2</u> (m) <u>10</u> . <u>83</u> (s) | 18) ____ (m) ____ . ____ (s) |
| 9) <u>2</u> (m) <u>12</u> . <u>10</u> (s) | 19) ____ (m) ____ . ____ (s) |
| 10) ____ (m) ____ . ____ (s) ← <u>IN</u> | 20) ____ (m) ____ . ____ (s) |

LEFT FRONT

Outside	Middle	Inside
<u>148</u> °F	<u>153</u> °F	<u>168</u> °F

Cold: 23 (psi) Hot: 32 (psi)

RIGHT FRONT

Inside	Middle	Outside
<u>159</u> °F	<u>157</u> °F	<u>149</u> °F

Cold: 23 (psi) Hot: 30 (psi)

LEFT REAR

Outside	Middle	Inside
<u>140</u> °F	<u>144</u> °F	<u>147</u> °F

Cold: 21 (psi) Hot: 28 (psi)

RIGHT REAR

Inside	Middle	Outside
<u>151</u> °F	<u>150</u> °F	<u>145</u> °F

Cold: 21 (psi) Hot: 29 (psi)

Notes:

HOBBS START: 30.9
 HOBBS STOP: 31.5
 MILES: 32.7

Track/Event: VIR w/HSR
 Date: 7-9-04 Time: 1:30 pm
 Weather & Conditions: SUNNY 90°F

Lap Times:

- | | |
|-----------------------------------|--|
| 1) <u>2</u> (m) <u>26.44</u> (s) | 11) ___ (m) <u>36.33</u> (s) <u>< 1</u> |
| 2) <u>2</u> (m) <u>15.50</u> (s) | 12) ___ (m) . ___ (s) |
| 3) <u>2</u> (m) <u>15.84</u> (s) | 13) ___ (m) . ___ (s) |
| 4) <u>2</u> (m) <u>15.75</u> (s) | 14) ___ (m) . ___ (s) |
| 5) <u>2</u> (m) <u>15.16</u> (s) | 15) ___ (m) . ___ (s) |
| 6) <u>2</u> (m) <u>15.75</u> (s) | 16) ___ (m) . ___ (s) |
| 7) <u>2</u> (m) <u>13.40</u> (s) | 17) ___ (m) . ___ (s) |
| 8) <u>2</u> (m) <u>15.69</u> (s) | 18) ___ (m) . ___ (s) |
| 9) <u>2</u> (m) <u>09.81</u> (s) | 19) ___ (m) . ___ (s) |
| 10) <u>2</u> (m) <u>09.62</u> (s) | 20) ___ (m) . ___ (s) |

LEFT FRONT

Outside	Middle	Inside
<u>179</u> °F	<u>179</u> °F	<u>179</u> °F

Cold: 23 (psi) Hot: 31 (psi)

RIGHT FRONT

Inside	Middle	Outside
<u>179</u> °F	<u>179</u> °F	<u>179</u> °F

Cold: 23 (psi) Hot: 30.5 (psi)

LEFT REAR

Outside	Middle	Inside
<u>153</u> °F	<u>153</u> °F	<u>153</u> °F

Cold: 21 (psi) Hot: 27.5 (psi)

RIGHT REAR

Inside	Middle	Outside
<u>162</u> °F	<u>153</u> °F	<u>153</u> °F

Cold: 21 (psi) Hot: 27 (psi)

Notes:

HOBBS START: 31.5
 HOBBS STOP: 32.6
 MILES: 36

Track/Event: VIR w/HSR
 Date: 7-9-04 Time: 4:05 pm
 Weather & Conditions: suny 90°F

Lap Times:

- | | |
|---|------------------------------|
| 1) <u>2</u> (m) <u>29</u> . <u>03</u> (s) | 11) ____ (m) ____ . ____ (s) |
| 2) <u>2</u> (m) <u>11</u> . <u>12</u> (s) | 12) ____ (m) ____ . ____ (s) |
| 3) <u>2</u> (m) <u>09</u> . <u>09</u> (s) | 13) ____ (m) ____ . ____ (s) |
| 4) <u>2</u> (m) <u>12</u> . <u>13</u> (s) | 14) ____ (m) ____ . ____ (s) |
| 5) <u>2</u> (m) <u>11</u> . <u>56</u> (s) | 15) ____ (m) ____ . ____ (s) |
| 6) ____ (m) ____ . ____ (s) | 16) ____ (m) ____ . ____ (s) |
| 7) ____ (m) ____ . ____ (s) | 17) ____ (m) ____ . ____ (s) |
| 8) ____ (m) ____ . ____ (s) < IN | 18) ____ (m) ____ . ____ (s) |
| 9) ____ (m) ____ . ____ (s) | 19) ____ (m) ____ . ____ (s) |
| 10) ____ (m) ____ . ____ (s) | 20) ____ (m) ____ . ____ (s) |

LEFT FRONT

Outside <u>136</u> °F	Middle <u>136</u> °F	Inside <u>153</u> °F
-----------------------------	----------------------------	----------------------------

Cold: 23 (psi) Hot: 29 (psi)

RIGHT FRONT

Inside <u>136</u> °F	Middle <u>142</u> °F	Outside <u>162</u> °F
----------------------------	----------------------------	-----------------------------

Cold: 23 (psi) Hot: 29 (psi)

LEFT REAR

Outside <u>153</u> °F	Middle <u>153</u> °F	Inside <u>153</u> °F
-----------------------------	----------------------------	----------------------------

Cold: 20 (psi) Hot: 24 (psi)

RIGHT REAR

Inside <u>162</u> °F	Middle <u>162</u> °F	Outside <u>153</u> °F
----------------------------	----------------------------	-----------------------------

Cold: 20 (psi) Hot: 26 (psi)

Notes:

CHANGED TIRES
 D5704 STICKERS
 LOWERED REAR AIR PRESSURE 1 lb.
 ADDED 6 GALLONS FUEL

HOBBS START: 32.0
 HOBBS STOP: 32.3

MILES: 26

Track/Event: VIR w/ASR
 Date: 7-10-04 Time: 12:40 pm
 Weather & Conditions: SUNNY 95°F

Lap Times:

- | | |
|--|---------------------------------|
| 1) <u>2</u> (m) <u>35</u> . <u>40</u> (s) | 11) _____ (m) _____ . _____ (s) |
| 2) <u>2</u> (m) <u>10</u> . <u>00</u> (s) | 12) _____ (m) _____ . _____ (s) |
| 3) <u>2</u> (m) <u>10</u> . <u>13</u> (s) | 13) _____ (m) _____ . _____ (s) |
| 4) <u>2</u> (m) <u>07</u> . <u>93</u> (s) | 14) _____ (m) _____ . _____ (s) |
| 5) <u>2</u> (m) <u>08</u> . <u>52</u> (s) | 15) _____ (m) _____ . _____ (s) |
| 6) <u>2</u> (m) <u>22</u> . <u>61</u> (s) < In | 16) _____ (m) _____ . _____ (s) |
| 7) _____ (m) _____ . _____ (s) | 17) _____ (m) _____ . _____ (s) |
| 8) _____ (m) _____ . _____ (s) | 18) _____ (m) _____ . _____ (s) |
| 9) _____ (m) _____ . _____ (s) | 19) _____ (m) _____ . _____ (s) |
| 10) _____ (m) _____ . _____ (s) | 20) _____ (m) _____ . _____ (s) |

LEFT FRONT

Outside	Middle	Inside
<u>142</u> °F	<u>179</u> °F	<u>179</u> °F

Cold: 23 (psi) Hot: 31.5 (psi)

RIGHT FRONT

Inside	Middle	Outside
<u>188</u> °F	<u>188</u> °F	<u>167</u> °F

Cold: 23 (psi) Hot: 31.5 (psi)

LEFT REAR

Outside	Middle	Inside
<u>151</u> °F	<u>151</u> °F	<u>170</u> °F

Cold: 20 (psi) Hot: 25.5 (psi)

RIGHT REAR

Inside	Middle	Outside
<u>176</u> °F	<u>174</u> °F	<u>160</u> °F

Cold: 20 (psi) Hot: 26 (psi)

Notes:

REPLACED BATTERY
 RAISED TRACK BAR $\frac{1}{2}$ " BOTH SIDES
 ADDED 6 GALLONS FUEL

HOBBS START: 32.3
 HOBBS STOP: 32.8
 MILES: 20

Track/Event: VIR w/HSR "RACE" #7

Date: 7-10-04 Time: 4:20 pm

Weather & Conditions: _____

Lap Times:

- | | |
|---|---------------------------------|
| 1) <u>2</u> (m) <u>10</u> . <u>13</u> (s) | 11) _____ (m) _____ . _____ (s) |
| 2) <u>2</u> (m) <u>10</u> . <u>10</u> (s) | 12) _____ (m) _____ . _____ (s) |
| 3) <u>2</u> (m) <u>11</u> . <u>36</u> (s) | 13) _____ (m) _____ . _____ (s) |
| 4) <u>2</u> (m) <u>10</u> . <u>81</u> (s) | 14) _____ (m) _____ . _____ (s) |
| 5) <u>2</u> (m) <u>09</u> . <u>86</u> (s) | 15) _____ (m) _____ . _____ (s) |
| 6) <u>2</u> (m) <u>23</u> . <u>47</u> (s) ← <i>STARTED RAZOR & WIND</i> | 16) _____ (m) _____ . _____ (s) |
| 7) _____ (m) _____ . _____ (s) | 17) _____ (m) _____ . _____ (s) |
| 8) _____ (m) _____ . _____ (s) ← <i>IN</i> | 18) _____ (m) _____ . _____ (s) |
| 9) _____ (m) _____ . _____ (s) | 19) _____ (m) _____ . _____ (s) |
| 10) _____ (m) _____ . _____ (s) | 20) _____ (m) _____ . _____ (s) |

LEFT FRONT

Outside	Middle	Inside
°F	°F	°F

Cold: 23 (psi) Hot: 28 (psi)

RIGHT FRONT

Inside	Middle	Outside
°F	°F	°F

Cold: 23 (psi) Hot: 28 (psi)

LEFT REAR

Outside	Middle	Inside
°F	°F	°F

Cold: 20 (psi) Hot: 23 (psi)

RIGHT REAR

Inside	Middle	Outside
°F	°F	°F

Cold: 20 (psi) Hot: 24 (psi)

Notes:

ADDED 6 GALLONS FUEL

HOBBS START: 32.8
HOBBS STOP: ~~32.8~~ 33.2

MILES: 20

Track/Event: VIR w/HSR "RACE #8"
 Date: 7-11-04 Time: 1:50 pm
 Weather & Conditions: SONNY 95°F

Lap Times:

- | | |
|---|------------------------------|
| 1) <u>1</u> (m) <u>58.89</u> (s) | 11) ____ (m) ____ . ____ (s) |
| 2) <u>2</u> (m) <u>06.15</u> (s) | 12) ____ (m) ____ . ____ (s) |
| 3) <u>2</u> (m) <u>06.70</u> (s) | 13) ____ (m) ____ . ____ (s) |
| 4) <u>2</u> (m) <u>07.75</u> (s) | 14) ____ (m) ____ . ____ (s) |
| 5) <u>2</u> (m) <u>07.00</u> (s) | 15) ____ (m) ____ . ____ (s) |
| 6) <u>2</u> (m) <u>06.40</u> (s) | 16) ____ (m) ____ . ____ (s) |
| 7) <u>2</u> (m) <u>06.04</u> (s) | 17) ____ (m) ____ . ____ (s) |
| 8) <u>3</u> (m) <u>07.25</u> (s) <i>LOLED OFF</i> | 18) ____ (m) ____ . ____ (s) |
| 9) ____ (m) ____ . ____ (s) | 19) ____ (m) ____ . ____ (s) |
| 10) ____ (m) ____ . ____ (s) | 20) ____ (m) ____ . ____ (s) |
- Total 1*

LEFT FRONT

Outside	Middle	Inside
<u>149</u> °F	<u>149</u> °F	<u>161</u> °F

Cold: 23 (psi) Hot: 28 (psi)

RIGHT FRONT

Inside	Middle	Outside
<u>163</u> °F	<u>165</u> °F	<u>154</u> °F

Cold: 23 (psi) Hot: 28 (psi)

LEFT REAR

Outside	Middle	Inside
<u>158</u> °F	<u>158</u> °F	<u>158</u> °F

Cold: 20 (psi) Hot: 27 (psi)

RIGHT REAR

Inside	Middle	Outside
<u>165</u> °F	<u>157</u> °F	<u>158</u> °F

Cold: 20 (psi) Hot: 27 (psi)

Notes:

ADDED 10 GALLONS FUEL HOBBS START: 33.2
 HOBBS STOP: 33.9

MILES: 26

TOTAL MILEAGE = 161

Group 8, HSCRA Practice 1

Joni Phillips Letter
1520 Beach Dr. NE
St. Petersburg, FL 33704

HSR 2004 VIR at: Virginia International Raceway (3.270 miles)

Date: 7/9/04

Results

Time: 10:00 AM

Pos.	No.	Name	Car Type	City,	Class	Best	In	miles/h	2nd Best
1	98	Dale Phelon	98 Thunderbird, 5	Aiken,	C10	1:58.600	8	99.258	2:00.285
2	28	Wayne Otto	90 Lumina, 5917	Watc	C10	2:01.539	3	96.858	2:18.432
3	44	Maurice Hull	88 Cutlass, 5868	High	C10	2:01.597	4	96.812	2:01.651
4	5	Michael Goodma	93 Lumina, 5927	Alpha	C10	2:08.881	4	91.340	2:09.515
5	77	Ed Bull	98 Taurus, 5927	Chapi	C10	2:09.794	5	90.698	2:11.468
6	7	Peter Wiederkehr	99 Monte Carlo, 5	Oberh	C10	2:09.798	7	90.695	2:10.037
7	41	Edgar Otto	93 Lumina, 5917	Boca	C10	2:09.952	4	90.587	2:10.086
8	20	Tom Carson	93 Lumina, 5927	Hunt	C10	2:10.601	5	90.137	2:11.741
9	11	John Orzechowsk	95 Thunderbird, 5	Frede	C10	2:10.833	8	89.977	2:11.639
10	00	Larry Carroll	96 Monte Carlo, 4	Montc	C10	2:14.177	4	87.735	2:15.053
11	25	David Lewis	89 Cutlass, 5917	Jacks	C10	2:15.217	4	87.060	2:16.859
12	12	Donald Soenen	98 Taurus, 5868	Livoni	C10	--:--:--	-	-	--:--:--



event:

VIR

date:

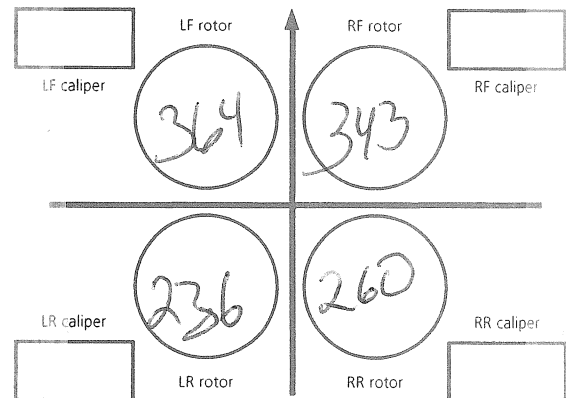
7-9-04

car:

11

driver:

brake temperatures



comments:

Don
PRACTICE #1

Chief of Timing & Scoring:

Signed:

W. B. B.
7/9/04

Group 8, HSCRA Practice 2

Joni Phillips Lefter
1520 Beach Dr. NE
St. Petersburg, FL 33704

HSR 2004 VIR at: Virginia International Raceway (3.270 miles)

Date: 7/9/04


Results

Time: 1:30 PM

Pos	No.	Name	Car Type	City, State	Clas	Best	In	2nd Bes
1	98	Dale Phelon	98 Thunderbird, 5927	Aiken, SC	C10	1:56.419	3	1:57.060
2	44	Maurice Hull	88 Cutlass, 5868	High Point, NC	C10	2:02.464	3	2:02.528
3	28	Wayne Otto	90 Lumina, 5917	Watchung, NJ	C10	2:05.053	7	2:05.310
4	41	Edgar Otto	93 Lumina, 5917	Boca Raton, FL	C10	2:08.623	4	2:09.243
5	11	John Orzechowski	95 Thunderbird, 5811	Frederick, MD	C10	2:09.754	1	2:09.800
6	20	Tom Carson	93 Lumina, 5927	Hunt Valley, MD	C10	2:10.411	2	2:11.541
7	7	Peter Wiederkehr	99 Monte Carlo, 5927	Oberhasli,	C10	2:11.601	4	2:11.709
8	00	Larry Carroll	96 Monte Carlo, 4264	Montchonin, DE	C10	2:12.385	4	2:12.549
9	25	David Lewis	89 Cutlass, 5917	Jacksonville, FL	C10	2:13.716	9	2:14.386
10	5	Michael Goodman	93 Lumina, 5927	Alpharetta, GA	C10	--:--:--	-	--:--:--
11	12	Donald Soenen	98 Taurus, 5868	Livonia, MI	C10	--:--:--	-	--:--:--
12	77	Ed Bull	98 Taurus, 5927	Chapin, SC	C10	--:--:--	-	--:--:--

Chief of Timing & Scoring:

Signed:



Group 8, HSCRA Qualifying for Round 7 Race

Joni Phillips Letter
1520 Beach Dr. NE
St. Petersburg, FL 33704

HSR 2004 VIR at: Virginia International Raceway (3.270 miles)

Date: 7/9/04

Results

Time: 4:05 PM

Pos	No.	Name	Car Type	City, State	Clas	Best	In	2nd Bes
1	98	Dale Phelon	98 Thunderbird, 5927	Aiken, SC	C10	1:56.967	1	1:58.334
2	28	Wayne Otto	90 Lumina, 5917	Watchung, NJ	C10	2:00.361	4	2:00.558
3	44	Maurice Hull	88 Cutlass, 5868	High Point, NC	C10	2:00.386	1	2:00.998
4	41	Edgar Otto	93 Lumina, 5917	Boca Raton, FL	C10	2:04.533	3	2:05.049
5	7	Peter Wiederkehr	99 Monte Carlo, 5927	Oberhasli, CH	C10	2:04.992	3	2:05.206
6	11	John Orzechowski	95 Thunderbird, 5811	Frederick, MD	C10	2:09.419	4	2:10.648
7	20	Tom Carson	93 Lumina, 5927	Hunt Valley, MD	C10	2:09.762	4	2:10.497
8	00	Larry Carroll	96 Monte Carlo, 4264	Montchonin, DE	C10	2:18.988	1	2:41.323
9	25	David Lewis	89 Cutlass, 5917	Jacksonville, FL	C10	2:20.284	4	2:28.643
10	77	Ed Bull	98 Taurus, 5927	Chapin, SC	C10	--:--:--	-	--:--:--
11	5	Michael Goodman	93 Lumina, 5927	Alpharetta, GA	C10	--:--:--	-	--:--:--
12	12	Donald Soenen	98 Taurus, 5868	Livonia, MI	C10	--:--:--	-	--:--:--

Chief of Timing & Scoring:

Signed:

Joni Phillips
7/9/04

Group 8, HSCRA Qualifying for Round 8

Joni Phillips Lefter
1520 Beach Dr. NE
St. Petersburg, FL 33704

HSR 2004 VIR at: Virginia International Raceway (3.270 miles)

Date: 7/10/04

Results

Time: 12:40 PM

Po	No.	Name	Car Type	City, State	Clas	Best	I	2nd Be
1	98	Dale Phelon	98 Thunderbird, 5927	Aiken, SC	C10	1:57.365	4	1:57.376
2	28	Wayne Otto	90 Lumina, 5917	Watchung, NJ	C10	2:00.254	3	2:15.877
3	44	Maurice Hull	88 Cutlass, 5868	High Point, NC	C10	2:02.496	4	2:02.557
4	7	Peter Wiederkehr	99 Monte Carlo, 5927	Oberhasli, CH	C10	2:02.521	8	2:05.079
5	41	Edgar Otto	93 Lumina, 5917	Boca Raton, FL	C10	2:04.764	6	2:05.025
6	11	John Orzechowski	95 Thunderbird, 5811	Frederick, MD	C10	2:07.923	4	2:08.548
7	20	Tom Carson	93 Lumina, 5927	Hunt Valley, MD	C10	2:09.019	5	2:09.255
8	25	David Lewis	89 Cutlass, 5917	Jacksonville, FL	C10	2:11.404	9	2:12.996
9	00	Larry Carroll	96 Monte Carlo, 4264	Montchonin, DE	C10	2:12.529	7	2:12.790
10	5	Michael Goodman	93 Lumina, 5927	Alpharetta, GA	C10	--:--:--	-	--:--:--
11	77	Ed Bull	98 Taurus, 5927	Chapin, SC	C10	--:--:--	-	--:--:--
12	12	Donald Soenen	98 Taurus, 5868	Livonia, MI	C10	--:--:--	-	--:--:--

Chief of Timing & Scoring:

Signed:


12:05

Group 8, HSCRA Round 7 Race

Joni Phillips Letter
1520 Beach Dr. NE
St. Petersburg, FL 33704

HSR 2004 VIR at: Virginia International Raceway (3.270 miles)

Date: 7/10/04

Results

Time: 4:20 PM

Pos	No.	Name	Car Type	City, State	Class	Lap	Diff.	Best	In
1	98	Dale Phelon	98 Thunderbird, 5927	Aiken, SC	C10	6		1:58.680	4
2	28	Wayne Otto	90 Lumina, 5917	Watchung, NJ	C10	6	15.094	2:00.407	2
3	44	Maurice Hull	88 Cutlass, 5868	High Point, NC	C10	6	15.658	2:00.965	2
4	41	Edgar Otto	93 Lumina, 5917	Boca Raton, FL	C10	6	31.986	2:03.266	3
5	7	Peter Wiederkehr	99 Monte Carlo, 5927	Oberhasli, CH	C10	6	32.167	2:03.187	2
6	20	Tom Carson	93 Lumina, 5927	Hunt Valley, MD	C10	6	1:10.539	2:10.160	5
7	11	John Orzechowski	95 Thunderbird, 5811	Frederick, MD	C10	6	1:11.613	2:09.921	5
8	25	David Lewis	89 Cutlass, 5917	Jacksonville, FL	C10	6	1:35.508	2:13.455	2
9	00	Larry Carroll	96 Monte Carlo, 4264	Montchonin, DE	C10	6	1:35.841	2:14.334	3
10	12	Donald Soenen	98 Taurus, 5868	Livonia, MI	C10	0	-- 6 laps --		-
11	77	Ed Bull	98 Taurus, 5927	Chapin, SC	C10	0			-
12	5	Michael Goodman	93 Lumina, 5927	Alpharetta, GA	C10	0			-

F 1, (Printed: 7/10/04 5:01 PM)

Best Time: 1:58.680 by: Dale Phelon in lap 4
Elapsed Time: 00:11:57 Margin of Victory: 15.094

Chief of Timing & Scoring:

Signed: *Kew Bell*
7/10/04

Group 8, HSCRA Round 8 Race

Joni Phillips Lefter
1520 Beach Dr. NE
St. Petersburg, FL 33704

HSR 2004 VIR at: Virginia International Raceway (3.270 miles)

Date: 7/11/04

Results

Time: 1:50 PM

Pos	No.	Name	Car Type	City, State	Class	Lap	Diff.	Best	In
1	98	Dale Phelon	98 Thunderbird, 5927	Aiken, SC	C10	8		1:56.756	4
2	28	Wayne Otto	90 Lumina, 5917	Watchung, NJ	C10	8	32.456	2:01.081	2
3	44	Maurice Hull	88 Cutlass, 5868	High Point, NC	C10	8	32.898	2:00.200	6
4	7	Peter Wiederkehr	99 Monte Carlo, 5927	Oberhasli, CH	C10	8	50.693	2:02.210	2
5	12	Donald Soenen	98 Taurus, 5868	Livonia, MI	C10	8	1:11.332	2:03.634	6
6	20	Tom Carson	93 Lumina, 5927	Hunt Valley, MD	C10	8	1:32.324	2:08.016	2
7	41	Edgar Otto	93 Lumina, 5917	Boca Raton, FL	C10	8	1:37.172	2:04.304	7
8	11	John Orzechowski	95 Thunderbird, 5811	Frederick, MD	C10	8	1:59.984	2:06.106	7
9	00	Larry Carroll	96 Monte Carlo, 4264	Montchonin, DE	C10	8	2:00.563	2:11.710	8
10	25	David Lewis	89 Cutlass, 5917	Jacksonville, FL	C10	6	-- 2 laps --	2:13.204	4
11	5	Michael Goodman	93 Lumina, 5927	Alpharetta, GA	C10	0	-- 8 laps --	--:--:--	-
12	77	Ed Bull	98 Taurus, 5927	Chapin, SC	C10	0		--:--:--	-

1, (Printed: 7/11/04 2:13 PM)

Best Time: 1:56.756 by: Dale Phelon in lap 4
Elapsed Time: 00:15:44 Margin of Victory: 32.456

Chief of Timing & Scoring:

Signed:

Joni Phillips Lefter
7/11/04

ChronX Race Results

Event: HSR 2004 VIR
Run: Group 8, HSCRA Round 7 Race
Date: 7/10/04
Time: 4:20:00 PM

Pos.	No.	Name	Laps	Total	Diff. Time	Best Laptime	In Lap	Speed	Class	City, State	Car Type	Reg. No.
1	98	Dale Phelon	6	11:57.4		01:58.7	4	98.453	C10	Aiken, SC	98 Thunderbird	5927
2	28	Wayne Otto	6	12:12.5	15.094	02:00.4	2	96.424	C10	Watchung	90 Lumina	5917
3	44	Maurice Hull	6	12:13.1	15.658	02:01.0	2	96.350	C10	High Point	88 Cutlass	5868
4	41	Edgar Otto	6	12:29.4	31.986	02:03.3	3	94.251	C10	Boca Raton	93 Lumina	5917
5	7	Peter Wiederkehr	6	12:29.6	32.167	02:03.2	2	94.228	C10	Oberhasli	99 Monte Carlo	5927
6	20	Tom Carson	6	13:08.0	01:10.5	02:10.2	5	89.639	C10	Hunt Vall	93 Lumina	5927
7	11	John Orzechowski	6	13:09.0	01:11.6	02:09.9	5	89.517	C10	Frederick	95 Thunderbird	5811
8	25	David Lewis	6	13:32.9	01:35.5	02:13.5	2	86.886	C10	Jacksonville	89 Cutlass	5917
9	00	Larry Carroll	6	13:33.3	01:35.8	02:14.3	3	86.850	C10	Montchon	96 Monte Carlo	4264
10	12	Donald Soenen	0	00:00.0	-- 6 laps --	--:--:--	-	-	C10	Livonia, MI	98 Taurus	5868
11	77	Ed Bull	0	00:00.0	--:--:--	--:--:--	-	-	C10	Chapin, SC	98 Taurus	5927
12	5	Michael Goodman	0	00:00.0	--:--:--	--:--:--	-	-	C10	Alpharetta	93 Lumina	5927

ChronX Race Results

Event: HSR 2004 VIR
Run: Group 8, HSCRA Round 8 Race
Date: 7/11/04
Time: 1:50:00 PM

Pos.	No.	Name	Laps	Total	Diff. Time	Best Laptime	In Lap	Speed	Class	City, State	Car Type	Reg. No.
1	98	Dale Phelon	8	15:43.5		01:56.8	4	99.812	C10	Aiken, SC	98 Thunderbird	5927
2	28	Wayne Otto	8	16:16.0	32.456	02:01.1	2	96.493	C10	Watchung	90 Lumina	5917
3	44	Maurice Hull	8	16:16.4	32.898	02:00.2	6	96.449	C10	High Point	88 Cutlass	5868
4	7	Peter Wiederkehr	8	16:34.2	50.693	02:02.2	2	94.723	C10	Oberhasli	99 Monte Carlo	5927
5	12	Donald Soenen	8	16:54.9	01:11.3	02:03.6	6	92.797	C10	Livonia, MI	98 Taurus	5868
6	20	Tom Carson	8	17:15.9	01:32.3	02:08.0	2	90.916	C10	Hunt Valley	93 Lumina	5927
7	41	Edgar Otto	8	17:20.7	01:37.2	02:04.3	7	90.493	C10	Boca Raton	93 Lumina	5917
8	11	John Orzechowski	8	17:43.5	02:00.0	02:06.1	7	88.552	C10	Frederick	95 Thunderbird	5811
9	00	Larry Carroll	8	17:44.1	02:00.6	02:11.7	8	88.503	C10	Montclair	96 Monte Carlo	4264
10	25	David Lewis	6	17:56.4	-- 2 laps --	02:13.2	4	65.619	C10	Jacksonville	89 Cutlass	5917
11	5	Michael Goodman	0	00:00.0	-- 8 laps --	--:--:--	-	-	C10	Alpharetta	93 Lumina	5927
12	77	Ed Bull	0	00:00.0	--:--:--	--:--:--	-	-	C10	Chapin, SC	98 Taurus	5927



MOBILE OIL ANALYSIS REPORT

CONTAMINATION
WEAR
OIL CONDITION

NORMAL
ATTENTION
NORMAL

11 - Front Gasoline Engine

Unit Make : FORD
 Unit Model : THUNDERBIRD
 Comp Make : FORD
 Comp Model : 351 SV0

Serial No : JT012
 Cust. Ref No. : {n/a}
 Stub No. : WC-M1047405

Date Rec'd : Jul 14, 2004
 Sample Date : Jul 11, 2004
 Diagnostician : Keith Scott

RECOMMENDATION

Resample at the next service interval to monitor.

Sample Date	03/02/04	05/02/04	06/06/04	Current	UOM
Time on Unit	2	4.5	7	10.2	hrs
Time on Oil	2	2.5	2.5	3.2	hrs
Time on Fltr	2	2.5	2.5	3.2	hrs
Oil Maint.	n/a	changed	changed	changed	---
Filter Maint.	changed	changed	changed	changed	---

CONTAMINATION

There is no indication of any contamination in the component.

Sample Date	03/02/04	05/02/04	06/06/04	Current	Abn
Silicon	11	2.7	8.0	5.5	
Potassium	0.0	3.4	4.7	0.0	
Sodium	3.0	0.0	1.5	2.1	
Fuel (%)	<2.0	<2.0	<2.0	<2.0	
Glycol	---	---	---	---	
Water (%)	<0.1	<0.1	<0.1	<0.1	
Soot (%)	0	0	0	0	
Sulfation	13	13	10	10	
Nitration	15	15	15	15	

WEAR

All component wear rates are normal. Lead noted as fuel additive.

Sample Date	03/02/04	05/02/04	06/06/04	Current	Abn
Iron	21	11	11	10	---
Nickel	1.7	0.2	0.2	0.1	---
Chromium	0.6	0.4	0.7	0.9	---
Titanium	1.8	2.2	2.0	3.3	---
Copper	3.1	3.5	1.9	2.0	---
Aluminum	4.8	3.1	5.9	8.7	---
Tin	0.0	0.6	0.2	0.0	---
Lead	143	343	383	567	---
Silver	0.0	0.0	0.0	0.0	---

OIL CONDITION

Oil Type: 22 QTS of CASTROL GTX 20W50

The condition of the oil is acceptable for the time in service.

Sample Date	03/02/04	05/02/04	06/06/04	Current	Base
Boron	4.2	1.7	2.1	0.4	
Barium	3.1	1.3	1.2	0.9	
Calcium	1798	1338	1639	1775	
Magnesium	28	8.2	7.2	8.4	
Molybdenum	0.0	1.2	2.4	0.4	
Sodium	3.0	0.0	1.5	2.1	
Phosphorus	1028	590	783	859	
Sulfur	6330	4190	5297	5604	
Zinc	1029	636	820	846	
Visc@40°C	---	---	---	---	153
Visc@100°C	20.3	16.4	17.35	17.4	19.1
Oxidation	55	55	50	40	---

CHASSIS SETUP SHEET

DATE: 9-3-04
 CAR: BGN Thunderbird - #11
 TRACK: VIR - FULL COURSE
 WEATHER: _____
 TEMPERATURE: _____

<u>LF</u>	
Tire Pressure:	<u>30 PSI</u>
Tire Size:	<u>D5704</u>
Shock Compression:	<u>160</u>
Shock Rebound:	<u>350</u>
Spring Rate:	<u>1000#</u>
Camber:	<u>-2 7/8°</u>
Caster:	<u>+4.00°</u>
Ride Height:	<u>5.25"</u>

21.3°


<u>RF</u>	
Tire Pressure:	<u>30 PSI</u>
Tire Size:	<u>D5704</u>
Shock Compression:	<u>160</u>
Shock Rebound:	<u>350</u>
Spring Rate:	<u>1000#</u>
Camber:	<u>-2 3/8°</u>
Caster:	<u>+4.00°</u>
Ride Height:	<u>5.50"</u>

22.7°

Front Brake Bias: 0
 Front Toe-Out: 1/8"
 Front Sway Bar: _____
 Rear End Ratio: 3.50:1
 Fuel Level: FULL

<u>LR</u>	
Tire Pressure:	<u>30 PSI</u>
Tire Size:	<u>D5704</u>
Shock Compression:	<u>110</u>
Shock Rebound:	<u>275</u>
Spring Rate:	<u>250#</u>
Camber:	<u>-1.5°</u>
Ride Height:	<u>6.25"</u>

<u>RR</u>	
Tire Pressure:	<u>30 PSI</u>
Tire Size:	<u>D5704</u>
Shock Compression:	<u>110</u>
Shock Rebound:	<u>275</u>
Spring Rate:	<u>250#</u>
Camber:	<u>-1.5°</u>
Ride Height:	<u>6.50"</u>



- NOTES:
- * TOTAL WEIGHT W/DRIVER = 3561#
 - * HOBBS = 34.2
 - * CHANGED OIL & FILTER
 - * RAISED TRACK BAR 1/2" BOTH SIDES
 - * COMPLETED REPAIRS TO NOSE & HOOD FROM VIR 7-11-04

DRAG LINK SETTINGS:

LF - OUT

0.125

LF - IN

0.125 DOWN

RF - IN

0.063 DOWN

RF - OUT

~~FIXED~~
0

BUMP MEASUREMENTS:

LEFT FRONT

<u>BUMP</u>	<u>TRAVEL</u>	<u>REBOUND</u>
0.000	0.00	0.000
<u>0.000</u>	0.25	<u>0.000</u>
<u>0.000</u>	0.50	<u>0.001</u>
<u>0.000</u>	0.75	<u>0.002</u>
<u>0.000</u>	1.00	<u>0.003</u>
<u>0.000</u>	1.25	
<u>0.003</u>	1.50	
<u>0.006</u>	1.75	
<u>0.010</u>	2.00	
	2.25	
	2.50	
	2.75	
	3.00	

RIGHT FRONT

<u>BUMP</u>	<u>TRAVEL</u>	<u>REBOUND</u>
0.000	0.00	0.000
<u>0.000</u>	0.25	<u>0.004</u>
<u>0.000</u>	0.50	<u>0.004</u>
<u>0.000</u>	0.75	<u>0.005</u>
<u>0.001</u>	1.00	<u>0.006</u>
<u>0.003</u>	1.25	
<u>0.005</u>	1.50	
<u>0.007</u>	1.75	
<u>0.009</u>	2.00	
	2.25	
	2.50	
	2.75	
	3.00	

Track/Event: VIR/Stock Car Spectacular (HSCRA)

Date: 09/03/2004 Time: 10:10 (Practice Session)

Weather & Conditions: Sunny & Warm 152-885

Lap Times:

- | | |
|--|--|
| 1) <u>2</u> (m) <u>13</u> . <u>00</u> (s) | 11) <u>2</u> (m) <u>09</u> . <u>57</u> (s) |
| 2) <u>2</u> (m) <u>10</u> . <u>20</u> (s) | 12) <u>2</u> (m) <u>09</u> . <u>08</u> (s) |
| 3) <u>2</u> (m) <u>11</u> . <u>43</u> (s) | 13) <u>2</u> (m) <u>10</u> . <u>13</u> (s) |
| 4) <u>2</u> (m) <u>10</u> . <u>17</u> (s) | 14) _____ (m) _____ . _____ (s) |
| 5) <u>2</u> (m) <u>09</u> . <u>06</u> (s) | 15) _____ (m) _____ . _____ (s) |
| 6) <u>4</u> (m) <u>10</u> . <u>12</u> (s) ← pit stop | 16) _____ (m) _____ . _____ (s) |
| 7) <u>1</u> (m) <u>40</u> . <u>11</u> (s) ← pit stop | 17) _____ (m) _____ . _____ (s) |
| 8) <u>2</u> (m) <u>09</u> . <u>42</u> (s) | 18) _____ (m) _____ . _____ (s) |
| 9) <u>2</u> (m) <u>08</u> . <u>17</u> (s) | 19) _____ (m) _____ . _____ (s) |
| 10) <u>2</u> (m) <u>07</u> . <u>02</u> (s) | 20) _____ (m) _____ . _____ (s) |

LEFT FRONT

Outside <u>143.7</u> °F	Middle <u>153.0</u> 145.1 °F	Inside <u>119.2</u> 150.6 °F
-------------------------------	---	---

Cold: 23 (psi) Hot: 31 (psi)

RIGHT FRONT

Inside <u>150.6</u> °F	Middle <u>149.7</u> °F	Outside <u>146.5</u> °F
------------------------------	------------------------------	-------------------------------

Cold: 23 (psi) Hot: 33 (psi)

LEFT REAR

Outside <u>146.7</u> °F	Middle <u>114.7</u> °F	Inside <u>159.3</u> °F
-------------------------------	------------------------------	------------------------------

Cold: 20 (psi) Hot: 27 (psi)

RIGHT REAR

Inside <u>154.1</u> °F	Middle <u>151.1</u> °F	Outside <u>148.2</u> °F
------------------------------	------------------------------	-------------------------------

Cold: 20 (psi) Hot: 27 (psi)

Notes:

off into grass @ top of Esses
car grill covered w/ grass; in pits
to remove grass; bent air box &
ripped strut bar off car

HOBBS START: 34.2
HOBBS STOP: 34.8

MILES: 42

Track/Event: VIR/Stock Car Spectacular (HSCRA)

Date: 09/03/04 Time: 2:10 p.m. Qualifier for

Weather & Conditions: Sunny & Warm Saturday
Race

Lap Times:

- | | |
|---|------------------------------|
| 1) <u>2</u> (m) <u>36</u> . <u>56</u> (s) | 11) ____ (m) ____ . ____ (s) |
| 2) <u>2</u> (m) <u>11</u> . <u>46</u> (s) | 12) ____ (m) ____ . ____ (s) |
| 3) <u>2</u> (m) <u>09</u> . ____ (s) | 13) ____ (m) ____ . ____ (s) |
| 4) <u>2</u> (m) <u>15</u> . <u>40</u> (s) | 14) ____ (m) ____ . ____ (s) |
| 5) ____ (m) ____ . ____ (s) | 15) ____ (m) ____ . ____ (s) |
| 6) ____ (m) ____ . ____ (s) | 16) ____ (m) ____ . ____ (s) |
| 7) ____ (m) ____ . ____ (s) | 17) ____ (m) ____ . ____ (s) |
| 8) ____ (m) ____ . ____ (s) | 18) ____ (m) ____ . ____ (s) |
| 9) ____ (m) ____ . ____ (s) | 19) ____ (m) ____ . ____ (s) |
| 10) ____ (m) ____ . ____ (s) | 20) ____ (m) ____ . ____ (s) |

LEFT FRONT

Outside	Middle	Inside
°F	°F	°F

Cold: 23 (psi) Hot: ____ (psi)

RIGHT FRONT

Inside	Middle	Outside
°F	°F	°F

Cold: 23 (psi) Hot: ____ (psi)

LEFT REAR

Outside	Middle	Inside
°F	°F	°F

Cold: 19 (psi) Hot: ____ (psi)

RIGHT REAR

Inside	Middle	Outside
°F	°F	°F

Cold: 19 (psi) Hot: ____ (psi)

Notes:

No pressure, Temp, etc. Gene Felton
in tire wall session called after
3 laps

HOBBS START: 34.8
HOBBS STOP: 35.1

MILES: 12

LOWARD TRACK BAR $\frac{1}{4}$ " BOTH SIDES

Track/Event: VIR/Stock Car Spectacular (HSCRA)

Date: 09/04/04

Time: 10:10

Weather & Conditions: Sunny & Hot ~ 85°

Lap Times:

- | | |
|----------------------------------|-------------------------|
| 1) <u>2</u> (m) <u>55.97</u> (s) | 11) _____ (m) _____ (s) |
| 2) <u>2</u> (m) <u>09.09</u> (s) | 12) _____ (m) _____ (s) |
| 3) <u>2</u> (m) <u>07.91</u> (s) | 13) _____ (m) _____ (s) |
| 4) <u>2</u> (m) <u>07.98</u> (s) | 14) _____ (m) _____ (s) |
| 5) <u>2</u> (m) <u>08.63</u> (s) | 15) _____ (m) _____ (s) |
| 6) <u>2</u> (m) <u>09.77</u> (s) | 16) _____ (m) _____ (s) |
| 7) <u>2</u> (m) <u>08.37</u> (s) | 17) _____ (m) _____ (s) |
| 8) <u>2</u> (m) <u>34.65</u> (s) | 18) _____ (m) _____ (s) |
| 9) _____ (m) _____ (s) | 19) _____ (m) _____ (s) |
| 10) _____ (m) _____ (s) | 20) _____ (m) _____ (s) |

LEFT FRONT

Outside	Middle	Inside
114.2 °F	158.7 °F	180.0 °F

Cold: 23 (psi) Hot: 33 (psi)

RIGHT FRONT

Inside	Middle	Outside
114.2 °F	151.6 °F	147.7 °F

Cold: 23 (psi) Hot: 32 (psi)

LEFT REAR

Outside	Middle	Inside
157.8 °F	152.4 °F	152.3 °F

Cold: 19 (psi) Hot: 33 (psi)

RIGHT REAR

Inside	Middle	Outside
154.0 °F	145.1 °F	134.0 °F

Cold: 19 (psi) Hot: 26 (psi)

Notes:

Qualify for Sunday
added 12 gallons of fuel before
start

HOBBS START: 35.1
HOBBS STOP: ~~24.7~~ 35.5

MILES: 26

Track/Event: VIR/ Stock Car Spectacular (HSCRA)

Date: 09/04/04

Time: 2:10 p.m.

Weather & Conditions: Hot & Sunny ~85°

Lap Times:

- 1) 3 (m) 57 . 94 (s) *pace lap*
- 2) 2 (m) 06 . 84 (s) *off from pace lap*
- 3) 2 (m) 09 . 41 (s)
- 4) 2 (m) 16 . 59 (s)
- 5) 2 (m) 09 . 50 (s)
- 6) 2 (m) 10 . 11 (s)
- 7) 2 (m) 09 . 66 (s)
- 8) 2 (m) 11 . 24 (s)
- 9) 2 (m) 13 . 13 (s)
- 10) 3 (m) 13 . 90 (s)

- 11) ____ (m) ____ . ____ (s)
- 12) ____ (m) ____ . ____ (s)
- 13) ____ (m) ____ . ____ (s)
- 14) ____ (m) ____ . ____ (s)
- 15) ____ (m) ____ . ____ (s)
- 16) ____ (m) ____ . ____ (s)
- 17) ____ (m) ____ . ____ (s)
- 18) ____ (m) ____ . ____ (s)
- 19) ____ (m) ____ . ____ (s)
- 20) ____ (m) ____ . ____ (s)

LEFT FRONT

Outside	Middle	Inside
164.8 °F	152.2 °F	167.3 °F

Cold: 23 (psi) Hot: 31 (psi)

RIGHT FRONT

Inside	Middle	Outside
164.8 °F	146.5 °F	157.8 °F

Cold: 23 (psi) Hot: 31 (psi)

LEFT REAR

Outside	Middle	Inside
146.2 °F	143.5 °F	147.6 °F

Cold: 19 (psi) Hot: 24 (psi)

RIGHT REAR

Inside	Middle	Outside
154.1 °F	151.4 °F	151.3 °F

Cold: 19 (psi) Hot: 25 (psi)

Notes:

came in 5th class / 10th Overall; jammied on start due to Peter's car problem; all cars passed John on start due to slow down

HOBBS START: 35.5
 HOBBS STOP: 36.1

MILES: 32

Track/Event: VIR/Stock Car Spectacular (HSCRA)

Date: 09/05/04 Time: 2:45 p.m.

Weather & Conditions: Sunny & Hot

Lap Times:

- 1) 3 (m) 26 . 94 (s) *pace*
- 2) 2 (m) 11 . 35 (s)
- 3) 2 (m) 08 . 74 (s)
- 4) 2 (m) 07 . 75 (s)
- 5) 2 (m) 09 . 93 (s)
- 6) 2 (m) 08 . 96 (s)
- 7) 2 (m) 09 . 11 (s)
- 8) 2 (m) 07 . 89 (s)
- 9) 2 (m) 08 . 17 (s)
- 10) 2 (m) 08 . 33 (s)

- 11) 2 (m) 08 . 04 (s)
- 12) 3 (m) 08 . 08 (s)
- 13) ___ (m) ___ . ___ (s)
- 14) ___ (m) ___ . ___ (s)
- 15) ___ (m) ___ . ___ (s)
- 16) ___ (m) ___ . ___ (s)
- 17) ___ (m) ___ . ___ (s)
- 18) ___ (m) ___ . ___ (s)
- 19) ___ (m) ___ . ___ (s)
- 20) ___ (m) ___ . ___ (s)

LEFT FRONT

Outside	Middle	Inside
140.2 °F	148.1 °F	143.4 °F

Cold: 23 (psi) Hot: ___ (psi)

RIGHT FRONT

Inside	Middle	Outside
171.7 °F	151.0 °F	154.1 °F

Cold: 23 (psi) Hot: 30 (psi)

LEFT REAR

Outside	Middle	Inside
161.1 °F	156.5 °F	164.9 °F

Cold: ~~20~~ (psi) Hot: ___ (psi)

RIGHT REAR

Inside	Middle	Outside
164.9 °F	162.7 °F	157.1 °F

Cold: ~~20~~ (psi) Hot: ___ (psi)

Notes:

put in 8 gallons before start
air dam broke apart - dragging on track

HOBBS START: 36.1
HOBBS STOP: 36.6

MILES: 39

TOTAL MILES = 15.1



Stock Car Spectacular

Practice 1 Results For HSCRA

Virginia International Raceway



Event dates: September 3-5, 2004

Starters: 15 Finishers: 10
 Track length: 3.27 miles
 Session length: 39.24 miles
 Session time: 00:28:44

Classes: HA HB

Fastest lap: 01:56.160 by veh# 98 D. Phelon
 Fastest average speed: 101.32 MPH
 Overall average speed: 93.55 MPH
 Margin: 00:04.540

Pos	CPos	Veh#	Class	F.Name	L.Name	City	Yr.	Model	Disp.	BestTime	Laps
1	1	98	HA	Dale	Phelon	Aiken, SC	1994	Ford T-Bird	358	01:56.160	4
2	2	96	HA	Gene	Felton	Roswell, GA	1998	Chevrolet Mon	358	02:00.700	4
3	1	7	HB	Peter	Wiederkehr	Oberhasli, Switze	1999	Chevrolet Mon	358	02:01.424	5
4	3	28	HA	Wayne	Otto	Watching, NJ	1990	Chevrolet Lum	358	02:02.264	3
5	4	44P	HA	Maurice	Hull	High Point, NC	1988	Olds Cutlass	358	02:02.893	7
6	5	12	HA	Don	Soenen	Saline, MI	1998	Ford Taurus	358	02:05.335	6
7	2	44	HB	Kenn	Funk	Glendale, CA	1998	Pontiac Gran	354	02:05.844	5
8	3	11	HB	John	Orzechowski	Frederick, MD	1997	Ford T-Bird	358	02:08.069	12
9	4	20	HB	Tom	Carson	Hunt Valley, MD	1993	Chevrolet Lum	358	02:10.530	5
10	5	25	HB	David	Lewis	Jacksonville, FL	1989	Olds Cutlass	274	02:11.518	4
DNS	DNS	1	HA	John	Finger	Greenville, SC	1992	Ford T-Bird	358		0
DNS	DNS	5	HA	Mike	Goodman	Alpharetta, GA	1990	Chevrolet Lum	358		0
DNS	DNS	41	HB	Edgar	Otto	Boca Raton, FL	1993	Chevrolet Lum	358		0
DNS	DNS	52	HA	Scott	Turner	Merritt Isle, FL	1994	Ford T-Bird	358		0
DNS	DNS	77	HB	Ed	Bull	Chapin, SC	1998	Ford Taurus	358		0

Notes:

Chief of T&S: Neil Harmon

Signed: _____

Neil Harmon

Date: _____

Printed on 9/3/2004 at 10:39 AM

Results provided by Blind Apex Software

Page 1 of 1

Provisional

Official

Sanction/Event No.: PRGT-04-04



Stock Car Spectacular

Qualifying Results For HSCRA Sat Race

Virginia International Raceway



Event dates: September 3-5, 2004

Starters: 15 Finishers: 11
 Track length: 3.27 miles
 Session length: 9.809999 miles
 Session time: 00:12:03

Classes: HA HB

Fastest lap: 01:56.111 by veh# 98 D. Phelon
 Fastest average speed: 101.37 MPH
 Overall average speed: 96.51 MPH
 Margin: 00:06.894

Pos	CPos	Veh#	Class	F.Name	L.Name	City	Yr.	Model	Disp.	BestTime	Laps
1	1	98	HA	Dale	Phelon	Aiken, SC	1994	Ford T-Bird	358	01:56.111	3
2	1	7	HB	Peter	Wiederkehr	Oberhasli, Switze	1999	Chevrolet Mon	358	02:03.005	3
3	2	44P	HA	Maurice	Hull	High Point, NC	1988	Olds Cutlass	358	02:03.107	3
4	2	11	HB	John	Orzechowski	Frederick, MD	1997	Ford T-Bird	358	02:09.633	3
5	3	12	HA	Don	Soenen	Saline, MI	1998	Ford Taurus	358	02:09.767	3
6	3	20	HB	Tom	Carson	Hunt Valley, MD	1993	Chevrolet Lum	358	02:13.070	3
7	4	44	HB	Kenn	Funk	Glendale, CA	1998	Pontiac Gran	354	02:13.152	3
8	5	77	HB	Ed	Bull	Chapin, SC	1998	Ford Taurus	358	02:13.516	3
9	4	96	HA	Gene	Felton	Roswell, GA	1998	Chevrolet Mon	358	02:20.469	1
10	5	28	HA	Wayne	Otto	Watching, NJ	1990	Chevrolet Lum	358	02:31.527	2
11	6	5	HA	Mike	Goodman	Alpharetta, GA	1990	Chevrolet Lum	358	02:44.792	1
DNS	DNS	1	HA	John	Finger	Greenville, SC	1992	Ford T-Bird	358		0
DNS	DNS	25	HB	David	Lewis	Jacksonville, FL	1989	Olds Cutlass	274		0
DNS	DNS	41	HB	Edgar	Otto	Boca Raton, FL	1993	Chevrolet Lum	358		0
DNS	DNS	52	HA	Scott	Turner	Merritt Isle, FL	1994	Ford T-Bird	358		0

Notes: Session stopped in 3rd Lap due to incident.

Chief of T&S: Neil Harmon

Signed: Neil Harmon

Date: _____

Printed on 9/3/2004 at 2:28 PM

Results provided by Blind Apex Software

Page 1 of 1

Provisional

Official

Sanction/Event No.: PRGT-04-04



Stock Car Spectacular

Qualifying Results For HSCRA Sunday Race

Virginia International Raceway



Event dates: September 3-5, 2004

Starters: 16 Finishers: 11
 Track length: 3.27 miles
 Session length: 39.24 miles
 Session time: 00:28:24

Classes: HA HB

Fastest lap: 01:55.912 by veh# 98 D. Phelon
 Fastest average speed: 101.54 MPH
 Overall average speed: 96.49 MPH
 Margin: 00:03.427

Pos	CPos	Veh#	Class	F.Name	L.Name	City	Yr.	Model	Disp.	BestTime	Laps
1	1	98	HA	Dale	Phelon	Aiken, SC	1994	Ford T-Bird	358	01:55.912	3
2	2	28	HA	Wayne	Otto	Watching, NJ	1990	Chevrolet Lum	358	01:59.339	3
3	1	7	HB	Peter	Wiederkehr	Oberhasli, Switze	1999	Chevrolet Mon	358	01:59.530	4
4	3	44P	HA	Maurice	Hull	High Point, NC	1988	Olds Cutlass	358	02:01.303	7
5	4	12	HA	Don	Soenen	Saline, MI	1998	Ford Taurus	358	02:01.917	11
6	2	04	HB	Jimmy	Farlow	Danville, VA	2001	Pontiac Gran	358	02:05.799	12
7	3	11	HB	John	Orzechowski	Frederick, MD	1997	Ford T-Bird	358	02:07.890	7
8	4	20	HB	Tom	Carson	Hunt Valley, MD	1993	Chevrolet Lum	358	02:08.053	8
9	5	44	HB	Kenn	Funk	Glendale, CA	1998	Pontiac Gran	354	02:09.653	4
10	6	77	HB	Ed	Bull	Chapin, SC	1998	Ford Taurus	358	02:11.386	2
DNS	DNS	96	HA	Gene	Felton	Roswell, GA	1998	Chevrolet Mon	358		0
DNS	DNS	1	HA	John	Finger	Greenville, SC	1992	Ford T-Bird	358		0
13	7	5	HA	Mike	Goodman	Alpharetta, GA	1990	Chevrolet Lum	358		0
DNS	DNS	25	HB	David	Lewis	Jacksonville, FL	1989	Olds Cutlass	274		0
DNS	DNS	41	HB	Edgar	Otto	Boca Raton, FL	1993	Chevrolet Lum	358		0
DNS	DNS	52	HA	Scott	Turner	Merritt Isle, FL	1994	Ford T-Bird	358		0

Notes:

Chief of T&S: Neil Harmon

Signed: _____

Neil Harmon

Date: _____

09/04/04

Provisional

Official



Stock Car Spectacular

Round 9 Race Results For HSCRA

Virginia International Raceway



Event dates: September 3-5, 2004

Starters: 16 Finishers: 11
 Track length: 3.27 miles
 Session length: 26.16 miles
 Session time: 00:17:41

Classes: HA HB

Fastest lap: 01:58.290 by veh# 98 D. Phelon
 Fastest average speed: 99.50 MPH
 Overall average speed: 98.71 MPH
 Margin of victory: 00:30.653

Pos	CPos	Veh#	Class	F.Name	L.Name	City	Yr.	Model	Disp.	BestTime	Laps
1	1	98	HA	Dale	Phelon	Aiken, SC	1994	Ford T-Bird	358	01:58.290	8
2	2	12	HA	Don	Soenen	Saline, MI	1998	Ford Taurus	358	02:01.544	8
3	3	44P	HA	Maurice	Hull	High Point, NC	1988	Olds Cutlass	358	02:01.467	8
4	4	28	HA	Wayne	Otto	Watching, NJ	1990	Chevrolet Lumina	358	02:02.496	8
5	5	5	HA	Mike	Goodman	Alpharetta, GA	1990	Chevrolet Lumina	358	02:05.417	8
6	1	7	HB	Peter	Wiederkehr	Oberhasli, Switze	1999	Chevrolet Monte Carl	358	02:03.430	8
7	2	04	HB	Jimmy	Farlow	Danville, VA	2001	Pontiac Gran Prix	358	02:07.264	8
8	3	77	HB	Ed	Bull	Chapin, SC	1998	Ford Taurus	358	02:07.900	8
9	4	20	HB	Tom	Carson	Hunt Valley, MD	1993	Chevrolet Lumina	358	02:08.479	8
10	5	11	HB	John	Orzechowski	Frederick, MD	1997	Ford T-Bird	358	02:09.207	8
11	6	25	HB	David	Lewis	Jacksonville, FL	1989	Olds Cutlass	274	02:25.370	4
DNF	DNF	44	HB	Kenn	Funk	Glendale, CA	1998	Pontiac Gran Prix	354	02:07.560	2
DNS	DNS	96	HA	Gene	Felton	Roswell, GA	1998	Chevrolet Monte Carl	358		0
DNS	DNS	1	HA	John	Finger	Greenville, SC	1992	Ford T-Bird	358		0
DNS	DNS	41	HB	Edgar	Otto	Boca Raton, FL	1993	Chevrolet Lumina	358		0
DNS	DNS	52	HA	Scott	Turner	Merritt Isle, FL	1994	Ford T-Bird	358		0

Notes:

Chief of T&S: Neil Harmon

Signed: Neil Harmon

Date: 09/04/04

Provisional Official

Sanction/Event No.: PRGT-04-04



Stock Car Spectacular

Round 10 Race Results For HSCRA

Virginia International Raceway



Event dates: September 3-5, 2004

Starters: 16 Finishers: 11
 Track length: 3.27 miles
 Session length: 32.7 miles
 Session time: 00:22:00

Classes: HA HB

Fastest lap: 01:57.223 by veh# 98 D. Phelon
 Fastest average speed: 100.41 MPH
 Overall average speed: 99.38 MPH
 Margin of victory: 00:32.833

Pos	CPos	Veh#	Class	F.Name	L.Name	City	Yr.	Model	Disp.	BestTime	Laps
1	1	98	HA	Dale	Phelon	Aiken, SC	1994	Ford T-Bird	358	01:57.223	10
2	2	28	HA	Wayne	Otto	Watching, NJ	1990	Chevrolet Lumina	358	02:00.898	10
3	3	12	HA	Don	Soenen	Saline, MI	1998	Ford Taurus	358	01:59.566	10
4	4	44P	HA	Maurice	Hull	High Point, NC	1988	Olds Cutlass	358	02:00.020	10
5	1	7	HB	Peter	Wiederkehr	Oberhasli, Switze	1999	Chevrolet Monte Carl	358	02:02.929	10
6	2	44	HB	Kenn	Funk	Glendale, CA	1998	Pontiac Gran Prix	354	02:04.107	10
7	3	77	HB	Ed	Bull	Chapin, SC	1998	Ford Taurus	358	02:05.446	10
8	4	04	HB	Jimmy	Farlow	Darville, VA	2001	Pontiac Gran Prix	358	02:05.048	10
9	5	20	HB	Tom	Carson	Hunt Valley, MD	1993	Chevrolet Lumina	358	02:08.147	10
10	6	11	HB	John	Orzechowski	Frederick, MD	1997	Ford T-Bird	358	02:07.635	10
11	7	25	HB	David	Lewis	Jacksonville, FL	1989	Olds Cutlass	274	02:11.961	9
DNF	DNF	5	HA	Mike	Goodman	Alpharetta, GA	1990	Chevrolet Lumina	358		0
DNS	DNS	96	HA	Gene	Felton	Roswell, GA	1998	Chevrolet Monte Carl	358		0
DNS	DNS	1	HA	John	Finger	Greenville, SC	1992	Ford T-Bird	358		0
DNS	DNS	41	HB	Edgar	Otto	Boca Raton, FL	1993	Chevrolet Lumina	358		0
DNS	DNS	52	HA	Scott	Turner	Merritt Isle, FL	1994	Ford T-Bird	358		0

Notes:

Chief of T&S: Neil Harmon

Signed: Neil Harmon

Date: 09/05/04

Printed on 9/5/2004 at 3:09 PM

Results provided by Blind Apex Software

Page 1 of 1

Provisional

Official

Sanction/Event No.: PRGT-04-04



MOBILE OIL ANALYSIS REPORT

CONTAMINATION
WEAR
OIL CONDITION

NORMAL
ATTENTION
NORMAL

11 - Front Gasoline Engine

Unit Make : FORD
 Unit Model : THUNDERBIRD
 Comp Make : FORD
 Comp Model : 351 SV0

Serial No : JT012
 Cust. Ref No. : {n/a}
 Stub No. : WC-M1047181

Date Rec'd : Sep 13, 2004
 Sample Date : Sep 5, 2004
 Diagnostician : Keith Scott

RECOMMENDATION

Resample at the next service interval to monitor.

Sample Date	05/02/04	06/06/04	07/11/04	Current	UOM
Time on Unit	4.5	7	10.2	12.6	hrs
Time on Oil	2.5	2.5	3.2	2.4	hrs
Time on Fltr	2.5	2.5	3.2	2.4	hrs
Oil Maint.	changed	changed	changed	changed	---
Filter Maint.	changed	changed	changed	changed	---

CONTAMINATION

There is no indication of any contamination in the component.

Sample Date	05/02/04	06/06/04	07/11/04	Current	Abn
Silicon	2.7	8.0	5.5	4.3	
Potassium	3.4	4.7	0.0	0.0	
Sodium	0.0	1.5	2.1	2.4	
Fuel (%)	<2.0	<2.0	<2.0	<2.0	
Glycol	---	---	---	---	
Water (%)	<0.1	<0.1	<0.1	<0.1	
Soot (%)	0	0	0	0	
Sulfation	13	10	10	10	
Nitration	15	15	15	20	

WEAR

All component wear rates are normal. Lead noted as fuel additive.

Sample Date	05/02/04	06/06/04	07/11/04	Current	Abn
Iron	11	11	10	16	---
Nickel	0.2	0.2	0.1	0.7	---
Chromium	0.4	0.7	0.9	0.9	---
Titanium	2.2	2.0	3.3	3.1	---
Copper	3.5	1.9	2.0	2.4	---
Aluminum	3.1	5.9	8.7	16	---
Tin	0.6	0.2	0.0	0.0	---
Lead	343	383	567	774	---
Silver	0.0	0.0	0.0	0.0	---

OIL CONDITION

Oil Type: 22 QTS of CASTROL GTX 20W50

The condition of the oil is acceptable for the time in service.

Sample Date	05/02/04	06/06/04	07/11/04	Current	Base
Boron	1.7	2.1	0.4	5.1	
Barium	1.3	1.2	0.9	0.0	
Calcium	1338	1639	1775	2075	
Magnesium	8.2	7.2	8.4	16	
Molybdenum	1.2	2.4	0.4	1.5	
Sodium	0.0	1.5	2.1	2.4	
Phosphorus	590	783	859	1077	
Sulfur	4190	5297	5604	7342	
Zinc	636	820	846	1069	
Visc@40°C	---	---	---	---	153
Visc@100°C	16.4	17.35	17.4	16.93	19.1
Oxidation	55	50	40	45	---

CHASSIS SETUP SHEET

DATE: 11-19-04
 CAR: BGN Thunderbird - #11
 TRACK: SIEBRING
 WEATHER: _____
 TEMPERATURE: _____

<u>LF</u>	
Tire Pressure:	<u>30 PSI</u>
Tire Size:	<u>D5704</u>
Shock Compression:	<u>160</u>
Shock Rebound:	<u>350</u>
Spring Rate:	<u>1000#</u>
Camber:	<u>-2 7/8°</u>
Caster:	<u>+4.00°</u>
Ride Height:	<u>5.25"</u>

21.6°

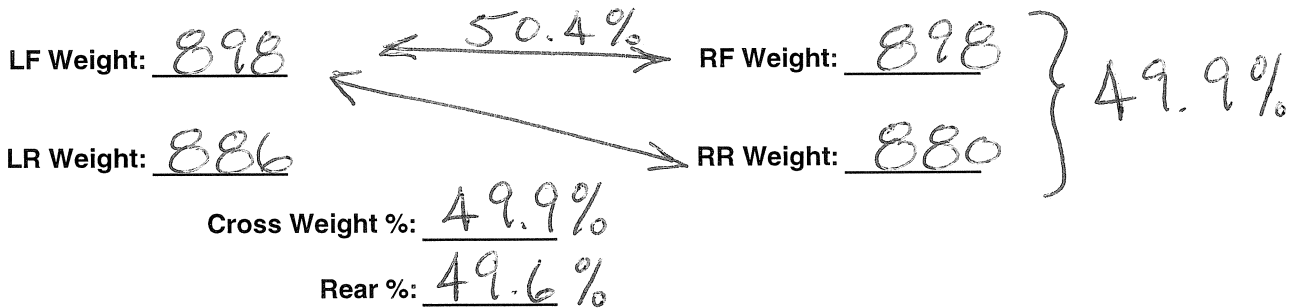
<u>RF</u>	
Tire Pressure:	<u>30 PSI</u>
Tire Size:	<u>D5704</u>
Shock Compression:	<u>160</u>
Shock Rebound:	<u>350</u>
Spring Rate:	<u>1000#</u>
Camber:	<u>-2 3/4°</u>
Caster:	<u>+4.00°</u>
Ride Height:	<u>5.50"</u>

21.2°

Front Brake Bias: 0 w/DRIVER
 Front Toe-Out: 1/8"
 Front Sway Bar: 1.25 HOLLOW (NEUTRAL) @ 224 lbs
 Rear End Ratio: 3.50:1
 Fuel Level: FULL

<u>LR</u>	
Tire Pressure:	<u>30 PSI</u>
Tire Size:	<u>D5704</u>
Shock Compression:	<u>110</u>
Shock Rebound:	<u>275</u>
Spring Rate:	<u>250#</u>
Camber:	<u>-1.5°</u>
Ride Height:	<u>6.25"</u>

<u>RR</u>	
Tire Pressure:	<u>30 PSI</u>
Tire Size:	<u>D5704</u>
Shock Compression:	<u>110</u>
Shock Rebound:	<u>275</u>
Spring Rate:	<u>250#</u>
Camber:	<u>-1.5°</u>
Ride Height:	<u>6.50"</u>



NOTES:

- * TOTAL WEIGHT w/DRIVER = 3562 # DRIVER = 224
- * HORBS = 37.1
- * CHANGED OIL & FILTER
- * MOVED 29# FROM RS TO TRUNK

DRAG LINK SETTINGS:

<u>LF - OUT</u>	<u>LF - IN</u>	<u>RF - IN</u>	<u>RF - OUT</u>
<u>0.125</u>	<u>0.125</u> DOWN	<u>0.063</u> DOWN	FIXED

BUMP MEASUREMENTS:

LEFT FRONT

RIGHT FRONT

<u>BUMP</u>	<u>TRAVEL</u>	<u>REBOUND</u>	<u>BUMP</u>	<u>TRAVEL</u>	<u>REBOUND</u>
0.000	0.00	0.000	0.000	0.00	0.000
<u>0.000</u>	0.25	<u>0.000</u>	<u>0.000</u>	0.25	<u>0.004</u>
<u>0.000</u>	0.50	<u>0.001</u>	<u>0.000</u>	0.50	<u>0.004</u>
<u>0.000</u>	0.75	<u>0.002</u>	<u>0.000</u>	0.75	<u>0.005</u>
<u>0.000</u>	1.00	<u>0.003</u>	<u>0.001</u>	1.00	<u>0.006</u>
<u>0.000</u>	1.25		<u>0.003</u>	1.25	
<u>0.003</u>	1.50		<u>0.005</u>	1.50	
<u>0.006</u>	1.75		<u>0.007</u>	1.75	
<u>0.010</u>	2.00		<u>0.009</u>	2.00	
	2.25			2.25	
	2.50			2.50	
	2.75			2.75	
	3.00			3.00	

Track/Event: 2004 Sebring Historic Fall Classic

Date: 11/19/04

Time: 10:10 Practice

Weather & Conditions: 24 56% 80.2°F Sunny
3.7 miles

Lap Times:

- 1) 2 (m) 57 . 37 (s)
- 2) 2 (m) 46 . 06 (s)
- 3) 2 (m) 41 . 90 (s)
- 4) 2 (m) 36 . 04 (s)
- 5) 2 (m) 38 . 46 (s)
- 6) 2 (m) 36 . 10 (s)
- 7) 3 (m) 20 . 02 (s)
- 8) ____ (m) ____ . ____ (s)
- 9) ____ (m) ____ . ____ (s)
- 10) ____ (m) ____ . ____ (s)

- 11) ____ (m) ____ . ____ (s)
- 12) ____ (m) ____ . ____ (s)
- 13) ____ (m) ____ . ____ (s)
- 14) ____ (m) ____ . ____ (s)
- 15) ____ (m) ____ . ____ (s)
- 16) ____ (m) ____ . ____ (s)
- 17) ____ (m) ____ . ____ (s)
- 18) ____ (m) ____ . ____ (s)
- 19) ____ (m) ____ . ____ (s)
- 20) ____ (m) ____ . ____ (s)

LEFT FRONT

Outside	Middle	Inside
<u>160.9</u> °F	<u>160.9</u> °F	<u>160.7</u> °F

Cold: 23 (psi) Hot: 30 (psi)

RIGHT FRONT

Inside	Middle	Outside
<u>160.9</u> °F	<u>122.4</u> °F	<u>122.4</u> °F

Cold: 23 (psi) Hot: 29 (psi)

LEFT REAR

Outside	Middle	Inside
<u>134.0</u> °F	<u>130.8</u> °F	<u>130.8</u> °F

Cold: 19 (psi) Hot: 23 (psi)

RIGHT REAR

Inside	Middle	Outside
<u>136.4</u> °F	<u>133.5</u> °F	<u>130.8</u> °F

Cold: 19 (psi) Hot: 25 (psi)

Notes:

Oil = 220
 Water: 180
 John did not know track - first time @
 Sebring.

HOBBS START: 37.1
 HOBBS STOP: 37.7

MILES: 25.9

Track/Event: 2004 Sebring Historic Fall Classic

Date: 11/19/2004 Time: 2:10p. Timed Qualifying

Weather & Conditions: RH 46.8 Temp 79.3 Sunny

Lap Times:

- 1) 2 (m) 47 . 53 (s)
- 2) 2 (m) 41 . 68 (s)
- 3) 2 (m) 40 . 88 (s)
- 4) 2 (m) 38 . 25 (s)
- 5) 2 (m) 39 . 05 (s)
- 6) 2 (m) 38 . 82 (s)
- 7) 2 (m) 37 . 61 (s)
- 8) 3 (m) 27 . 39 (s)
- 9) ____ (m) ____ . ____ (s)
- 10) ____ (m) ____ . ____ (s)

- 11) ____ (m) ____ . ____ (s)
- 12) ____ (m) ____ . ____ (s)
- 13) ____ (m) ____ . ____ (s)
- 14) ____ (m) ____ . ____ (s)
- 15) ____ (m) ____ . ____ (s)
- 16) ____ (m) ____ . ____ (s)
- 17) ____ (m) ____ . ____ (s)
- 18) ____ (m) ____ . ____ (s)
- 19) ____ (m) ____ . ____ (s)
- 20) ____ (m) ____ . ____ (s)

LEFT FRONT

Outside	Middle	Inside
133.5 °F	133.5 °F	162.8 °F

Cold: 23 (psi) Hot: 30 (psi)

RIGHT FRONT

Inside	Middle	Outside
121.3 °F	138.7 °F	136.4 °F

Cold: 23 (psi) Hot: 29 (psi)

LEFT REAR

Outside	Middle	Inside
133.5 °F	133.5 °F	162.8 °F

Cold: 19 (psi) Hot: 24 (psi)

RIGHT REAR

Inside	Middle	Outside
150.7 °F	139.5 °F	133.2 °F

Cold: 19 (psi) Hot: 24 (psi)

Notes:

Oil Temp 210
Water Temp 180

HOBBS START: ~~37.7~~ 37.7
HOBBS STOP: 38.2

MILES: 29.6

Track/Event: 2004 Sebring Historic Fall Classic Race

Date: 11/20/2004

Time: ~~4:45~~ 3:10 p.m. ~~Final Qualifying~~

Weather & Conditions: RH 51% Temp 81.5° Sunny

Lap Times:

- 1) 4 (m) 01 . 01 (s)
- 2) 2 (m) 36 . 76 (s)
- 3) 2 (m) 38 . 38 (s)
- 4) 2 (m) 36 . 65 (s)
- 5) 2 (m) 36 . 87 (s)
- 6) 2 (m) 35 . 88 (s)
- 7) 2 (m) 31 . 96 (s)
- 8) 2 (m) 37 . 41 (s)
- 9) 3 (m) 27 . 02 (s)
- 10) ____ (m) ____ . ____ (s)

- 11) ____ (m) ____ . ____ (s)
- 12) ____ (m) ____ . ____ (s)
- 13) ____ (m) ____ . ____ (s)
- 14) ____ (m) ____ . ____ (s)
- 15) ____ (m) ____ . ____ (s)
- 16) ____ (m) ____ . ____ (s)
- 17) ____ (m) ____ . ____ (s)
- 18) ____ (m) ____ . ____ (s)
- 19) ____ (m) ____ . ____ (s)
- 20) ____ (m) ____ . ____ (s)

LEFT FRONT

Outside <u>158.9</u> °F	Middle <u>144.0</u> °F	Inside <u>157.5</u> °F
-------------------------------	------------------------------	------------------------------

Cold: 23 (psi) Hot: 31 (psi)

RIGHT FRONT

Inside <u>158.9</u> °F	Middle <u>132.6</u> °F	Outside <u>150.7</u> °F
------------------------------	------------------------------	-------------------------------

Cold: 23 (psi) Hot: 30 (psi)

LEFT REAR

Outside <u>157.5</u> °F	Middle <u>134.9</u> °F	Inside <u>141.8</u> °F
-------------------------------	------------------------------	------------------------------

Cold: 19 (psi) Hot: 22 (psi)

RIGHT REAR

Inside <u>139.9</u> °F	Middle <u>137.2</u> °F	Outside <u>141.8</u> °F
------------------------------	------------------------------	-------------------------------

Cold: 19 (psi) Hot: 22 (psi)

Notes:

put 5 gallons in before the race

oil 210

Water 180

HOBBS START: 38.2

HOBBS STOP: 39.0

MILES: 33.3

lap 8 heard 'whining' in 3rd gear; cool down lap 'bang' post race inspection shows lost tooth in 3rd gear - no other signs of damage in oil

Track/Event: 2004 Sebring Historic Fall Classic Timed Qualifying
Date: 11/20/2004 Time: 4:10 p.m. ~~Feature Race~~

Weather & Conditions: _____

Lap Times: *Cancelled*

- | | |
|-----------------------|-----------------------|
| 1) ____ (m) ____ (s) | 11) ____ (m) ____ (s) |
| 2) ____ (m) ____ (s) | 12) ____ (m) ____ (s) |
| 3) ____ (m) ____ (s) | 13) ____ (m) ____ (s) |
| 4) ____ (m) ____ (s) | 14) ____ (m) ____ (s) |
| 5) ____ (m) ____ (s) | 15) ____ (m) ____ (s) |
| 6) ____ (m) ____ (s) | 16) ____ (m) ____ (s) |
| 7) ____ (m) ____ (s) | 17) ____ (m) ____ (s) |
| 8) ____ (m) ____ (s) | 18) ____ (m) ____ (s) |
| 9) ____ (m) ____ (s) | 19) ____ (m) ____ (s) |
| 10) ____ (m) ____ (s) | 20) ____ (m) ____ (s) |

LEFT FRONT

Outside	Middle	Inside
°F	°F	°F

Cold: ____ (psi) Hot: ____ (psi)

RIGHT FRONT

Inside	Middle	Outside
°F	°F	°F

Cold: ____ (psi) Hot: ____ (psi)

LEFT REAR

Outside	Middle	Inside
°F	°F	°F

Cold: ____ (psi) Hot: ____ (psi)

RIGHT REAR

Inside	Middle	Outside
°F	°F	°F

Cold: ____ (psi) Hot: ____ (psi)

Notes:

*Cancelled due to late running
races, darkness, etc.
John would not have run due to car problem*

HOBBS START: _____
HOBBS STOP: _____

MILES: _____

Track/Event: 2004 Sebring Historic Fall Classic

Date: 11/21/2004 Time: 10:30 Feature Race

Weather & Conditions: RH 49% Temp 83.6 Sunny!!

Happy Birthday John!!

Lap Times:

- | | |
|---|---------------------------------|
| 1) <u>1</u> (m) <u>58</u> . <u>63</u> (s) | 11) _____ (m) _____ . _____ (s) |
| 2) <u>2</u> (m) <u>35</u> . <u>85</u> (s) | 12) _____ (m) _____ . _____ (s) |
| 3) <u>2</u> (m) <u>36</u> . <u>03</u> (s) | 13) _____ (m) _____ . _____ (s) |
| 4) <u>2</u> (m) <u>46</u> . <u>72</u> (s) <i>pace car</i> | 14) _____ (m) _____ . _____ (s) |
| 5) <u>4</u> (m) <u>03</u> . <u>05</u> (s) <i>pace car</i> | 15) _____ (m) _____ . _____ (s) |
| 6) <u>2</u> (m) <u>34</u> . <u>95</u> (s) | 16) _____ (m) _____ . _____ (s) |
| 7) <u>2</u> (m) <u>35</u> . <u>86</u> (s) | 17) _____ (m) _____ . _____ (s) |
| 8) <u>2</u> (m) <u>35</u> . <u>75</u> (s) | 18) _____ (m) _____ . _____ (s) |
| 9) <u>3</u> (m) <u>34</u> . <u>04</u> (s) | 19) _____ (m) _____ . _____ (s) |
| 10) _____ (m) _____ . _____ (s) | 20) _____ (m) _____ . _____ (s) |

LEFT FRONT

Outside <u>159.8</u> °F	Middle <u>141.8</u> °F	Inside <u>158.2</u> °F
-------------------------------	------------------------------	------------------------------

Cold: 23 (psi) Hot: 31 (psi)

RIGHT FRONT

Inside <u>159.0</u> °F	Middle <u>122.5</u> °F	Outside <u>122.5</u> °F
------------------------------	------------------------------	-------------------------------

Cold: 23 (psi) Hot: 29 (psi)

LEFT REAR

Outside <u>158.2</u> °F	Middle <u>132.9</u> °F	Inside <u>138.4</u> °F
-------------------------------	------------------------------	------------------------------

Cold: 19 (psi) Hot: 31 (psi)

RIGHT REAR

Inside <u>141.6</u> °F	Middle <u>136.1</u> °F	Outside <u>130.4</u> °F
------------------------------	------------------------------	-------------------------------

Cold: 19 (psi) Hot: 21 (psi)

Notes: put 11 gallons in car before race

oil: 190 water: 180

HOBBS START: 39.0
HOBBS STOP: 39.5 (2.A)

MILES: 33.3

David Lewis spun & stalled brought pace car out & double yellow flags; Missing 1 tooth from 3rd gear - finished well despite gear problem

TOTAL = 122

Group 8 Practice

Joni Phillips Lefter
1520 Beach Dr. NE
St. Petersburg, FL 33704

Sebring Historic Fall Classic at: Sebring Int'l Raceway (3.370 miles)

Date: 11/19/04

Results

Time: 10:10 AM

Po	No.	Name	Car Type	City, State	Clas	Best	I	2nd Be
1	98	Dale Phelon	98 Thunderbird, 5927	Aiken, SC	C10	2:11.338	7	2:20.193
2	2	John Cloud	94 Thunderbird, 5927	Medina, OH	C10	2:12.842	6	2:12.942
3	80	Scott Murphy	93 Grand Prix, 5927	Thomasville, NC	C10	2:13.435	2	2:13.767
4	28	Wayne Otto	90 Lumina, 5917	Watchung, NJ	C10	2:15.275	2	2:22.439
5	121	Donald Soenen	98 Taurus, 5868	Livonia, MI	C10	2:15.533	3	2:15.754
6	44	Maurice Hull	88 Cutlass, 5868	High Point, NC	C10	2:16.534	5	2:18.400
7	7	Peter Wiederkehr	99 Monte Carlo, 5927	Oberhasli,	C10	2:17.281	2	2:17.921
8	77	Ed Bull	98 Taurus, 5927	Chapin, SC	C10	2:18.185	4	2:21.076
9	41	Edgar Otto	93 Lumina, 5917	Boca Raton, FL	C10	2:18.784	4	2:20.336
10	96	Gene Felton	98 Monte Carlo, 5927	Roswell, GA	C10	2:19.030	4	2:20.289
11	16	Jack Boxstrom	89 Regal, 6000	Ontario,	C10	2:23.431	6	2:24.146
12	20	Tom Carson	93 Lumina, 5927	Lutherville, MD	C10	2:23.793	4	2:23.821
13	5	Michael Goodman	93 Lumina, 5927	Alpharetta, GA	C10	2:23.834	3	2:27.348
14	25	David Lewis	89 Cutlass, 5917	Jacksonville, FL	C10	2:23.988	5	2:23.998
15	48	Brandon Ryder	88 Monte Carlo, 5927	Cary, IL	C10	2:29.503	3	2:30.433
16	11	John Orzechowski	95 Thunderbird, 5811	Frederick, MD	C10	2:36.033	6	2:37.363
17	00	Larry Carroll	96 Monte Carlo, 4264	Montchonin, DE	C10	--:--:--	-	--:--:--
18	12	Darren Law	93 Grand Prix, 5927	Wellington, OH	C10	--:--:--	-	--:--:--

Chief of Timing & Scoring:

Signed:

Group 8 Qualifying for Round 11 Race

Joni Phillips Lefter
1520 Beach Dr. NE
St. Petersburg, FL 33704

Sebring Historic Fall Classic at: Sebring Int'l Raceway (3.370 miles)

Date: 11/19/04


Results

Time: 2:10 PM

Po	No.	Name	Car Type	City, State	Clas	Best	I	2nd Be
1	98	Dale Phelon	98 Thunderbird, 5927	Aiken, SC	C10	2:11.362	3	2:13.038
2	2	John Cloud	94 Thunderbird, 5927	Medina, OH	C10	2:12.007	2	2:13.190
3	80	Scott Murphy	93 Grand Prix, 5927	Thomasville, NC	C10	2:13.525	4	2:14.077
4	28	Wayne Otto	90 Lumina, 5917	Watchung, NJ	C10	2:14.928	2	2:16.605
5	90	Jack Lewis		Atlanta, GA	C10	2:15.466	4	2:15.764
6	121	Donald Soenen	98 Taurus, 5868	Livonia, MI	C10	2:16.373	2	2:16.510
7	44	Maurice Hull	88 Cutlass, 5868	High Point, NC	C10	2:16.753	3	2:16.856
8	96	Gene Felton	98 Monte Carlo, 5927	Roswell, GA	C10	2:17.376	3	2:17.629
9	41	Edgar Otto	93 Lumina, 5917	Boca Raton, FL	C10	2:18.279	5	2:18.975
10	77	Ed Bull	98 Taurus, 5927	Chapin, SC	C10	2:19.726	3	2:19.908
11	5	Michael Goodman	93 Lumina, 5927	Alpharetta, GA	C10	2:22.365	5	2:22.382
12	20	Tom Carson	93 Lumina, 5927	Lutherville, MD	C10	2:22.923	2	2:23.351
13	16	Jack Boxstrom	89 Regal, 6000	Ontario,	C10	2:23.228	5	2:23.356
14	25	David Lewis	89 Cutlass, 5917	Jacksonville, FL	C10	2:25.607	5	2:25.696
15	48	Brandon Ryder	88 Monte Carlo, 5927	Cary, IL	C10	2:30.573	1	2:30.666
16	11	John Orzechowski	95 Thunderbird, 5811	Frederick, MD	C10	2:37.458	7	2:38.247
17	7	Peter Wiederkehr	99 Monte Carlo, 5927	Oberhasli,	C10	--:--:--	-	--:--:--
18	12	Darren Law	93 Grand Prix, 5927	Wellington, OH	C10	--:--:--	-	--:--:--
19	00	Larry Carroll	96 Monte Carlo, 4264	Montchonin, DE	C10	--:--:--	-	--:--:--

Chief of Timing & Scoring:

Signed:



Group 8, Round 11 Race

Joni Phillips Lefter
1520 Beach Dr. NE
St. Petersburg, FL 33704

Sebring Historic Fall Classic at: Sebring Int'l Raceway (3.370 miles)

Date: 11/20/04

Results

Time: 2:05 PM

Pos	No.	Name	Car Type	City, State	Class	Lap	Diff.	Best	In
1	98	Dale Phelon	98 Thunderbird, 5927	Aiken, SC	C10	7		2:10.674	2
2	90	Jack Lewis	98 Taurus, 5927	Norcross, GA	C10	7	9.108	2:14.736	4
3	80	Scott Murphy	93 Grand Prix, 5927	Thomasville, N	C10	7	14.824	2:12.816	2
4	96	Gene Felton	98 Monte Carlo, 5927	Roswell, GA	C10	7	17.647	2:15.001	3
5	44	Maurice Hull	88 Cutlass, 5868	High Point, NC	C10	7	23.853	2:14.513	3
6	121	Donald Soenen	98 Taurus, 5868	Livonia, MI	C10	7	36.693	2:19.242	6
7	77	Ed Bull	98 Taurus, 5927	Chapin, SC	C10	7	52.923	2:19.592	4
8	41	Edgar Otto	93 Lumina, 5917	Boca Raton, FL	C10	7	52.948	2:20.287	4
9	7	Peter Wiederkehr	99 Monte Carlo, 5927	Oberhasli, CH	C10	7	1:09.546	2:16.022	6
10	25	David Lewis	89 Cutlass, 5917	Jacksonville, FL	C10	7	1:33.135	2:26.301	6
11	20	Tom Carson	93 Lumina, 5927	Lutherville, MD	C10	7	1:39.563	2:25.013	4
12	11	John Orzechowski	95 Thunderbird, 5811	Frederick, MD	C10	7	2:30.622	2:32.111	6
13	2	John Cloud	94 Thunderbird, 5927	Medina, OH	C10	6	-- 1 lap --	2:12.203	3
14	48	Brandon Ryder	88 Monte Carlo, 5927	Cary, IL	C10	6	1:38.003	2:28.056	4
15	5	Michael Goodman	93 Lumina, 5927	Alpharetta, GA	C10	6	4:35.517	2:21.697	2
16	28	Wayne Otto	90 Lumina, 5917	Watchung, NJ	C10	4	-- 3 laps --	2:14.913	3
17	16	Jack Boxstrom	89 Regal, 6000	Picton, Ontario	C10	3	-- 4 laps --	2:27.349	1
18	00	Lary Carroll	96 Monte Carlo, 4264	Montchonin, DE	C10	0	-- 7 laps --	---	-
19	12	Darren Law	93 Grand Prix, 5927	Wellington, OH	C10	0		---	-

1, (Printed: 11/20/04 3:22 PM)

Best Time: 2:10.674 by: Dale Phelon in lap 2
Elapsed Time: 00:15:49 Margin of Victory: 9.108

Chief of Timing & Scoring:

Signed:



ChronX Race Results

Event: Sebring Historic Fall Classic
Run: Group 8, Round 11 Race
Date: 11/20/04
Time: 2:05:00 PM

Pos.	No.	Name	Laps	Best	Speed	Class	Car Type
1	98	Dale Phelon	7	02:10.7	89.441	C10	98 Thunderbird, 5927
2	90	Jack Lewis	7	02:14.7	88.591	C10	98 Taurus, 5927
3	80	Scott Murphy	7	02:12.8	88.066	C10	93 Grand Prix, 5927
4	96	Gene Felton	7	02:15.0	87.809	C10	98 Monte Carlo, 5927
5	44	Maurice Hull	7	02:14.5	87.249	C10	88 Cutlass, 5868
6	121	Donald Soenen	7	02:19.2	86.113	C10	98 Taurus, 5868
7	77	Ed Bull	7	02:19.6	84.719	C10	98 Taurus, 5927
8	41	Edgar Otto	7	02:20.3	84.717	C10	93 Lumina, 5917
9	7	Peter Wiederkehr	7	02:16.0	83.337	C10	99 Monte Carlo, 5927
10	25	David Lewis	7	02:26.3	81.451	C10	89 Cutlass, 5917
11	20	Tom Carson	7	02:25.0	80.952	C10	93 Lumina, 5927
12	11	John Orzechowski	7	02:32.1	77.195	C10	95 Thunderbird, 5811
13	2	John Cloud	6	02:12.2	90.247	C10	94 Thunderbird, 5927
14	48	Brandon Ryder	6	02:28.1	80.470	C10	88 Monte Carlo, 5927
15	5	Michael Goodman	6	02:21.7	67.269	C10	93 Lumina, 5927
16	28	Wayne Otto	4	02:14.9	88.614	C10	90 Lumina, 5917
17	16	Jack Boxstrom	3	02:27.3	72.729	C10	89 Regal, 6000
18	00	Larry Carroll	0	--:--:--	-	C10	96 Monte Carlo, 4264
19	12	Darren Law	0	--:--:--	-	C10	93 Grand Prix, 5927

Group 8 Round 12 Race

Joni Phillips Laffer
1520 Beach Dr. NE
St. Petersburg, FL 33704

Sebring Historic Fall Classic at: Sebring Int'l Raceway (3.370 miles)

Date: 11/21/04

Results

Time: 10:30 AM

Pos	No.	Name	Car Type	City, State	Class	Lap	Diff.	Best	In
1	98	Dale Phelon	98 Thunderbird, 5927	Aiken, SC	C10	7		2:11.287	5
2	80	Scott Murphy	93 Grand Prix, 5927	Thomasville, N	C10	7	7.137	2:12.673	2
3	121	Donald Soenen	98 Taurus, 5868	Livonia, MI	C10	7	10.627	2:13.932	6
4	96	Gene Felton	98 Monte Carlo, 5927	Roswell, GA	C10	7	17.290	2:13.976	2
5	44	Maurice Hull	88 Cutlass, 5868	High Point, NC	C10	7	18.306	2:16.687	7
6	2	John Cloud	94 Thunderbird, 5927	Medina, OH	C10	7	18.424	2:14.674	5
7	7	Peter Wiederkehr	99 Monte Carlo, 5927	Oberhasli, CH	C10	7	22.260	2:16.229	3
8	28	Wayne Otto	90 Lumina, 5917	Watchung, NJ	C10	7	30.612	2:16.205	6
9	77	Ed Bull	98 Taurus, 5927	Chapin, SC	C10	7	35.100	2:20.592	5
10	41	Edgar Otto	93 Lumina, 5917	Boca Raton, FL	C10	7	36.116	2:21.782	7
11	20	Tom Carson	93 Lumina, 5927	Lutherville, MD	C10	7	47.736	2:24.406	5
12	5	Michael Goodman	93 Lumina, 5927	Alpharetta, GA	C10	7	57.141	2:24.638	2
13	11	John Orzechowski	95 Thunderbird, 5811	Frederick, MD	C10	7	1:21.404	2:34.863	5
14	48	Brandon Ryder	88 Monte Carlo, 5927	Cary, IL	C10	7	1:51.607	2:29.039	3
15	25	David Lewis	89 Cutlass, 5917	Jacksonville, FL	C10	5	-- 2 laps --	2:25.100	2
16	16	Jack Boxstrom	89 Regal, 6000	Picton, Ontario,	C10	0	-- 7 laps --	---	-
17	00	Larry Carroll	96 Monte Carlo, 4264	Montchonin, DE	C10	0		---	-
18	12	Darren Law	93 Grand Prix, 5927	Wellington, OH	C10	0		---	-

Best Time: 2:11.287 by: Dale Phelon in lap 5
Elapsed Time: 00:18:33 Margin of Victory: 7.137

Chief of Timing & Scoring:

Signed:

Kenn Belk
11/21/04

ChronX Race Results

Event: Sebring Historic Fall Classic
Run: Group 8 Round 12 Race
Date: 11/21/04
Time: 10:30:00 AM

Pos.	No.	Name	Laps	Best	Speed	Class	Car Type
1	98	Dale Phelon	7	02:11.3	76.323	C10	98 Thunderbird, 5927
2	80	Scott Murphy	7	02:12.7	75.836	C10	93 Grand Prix, 5927
3	121	Donald Soenen	7	02:13.9	75.601	C10	98 Taurus, 5868
4	96	Gene Felton	7	02:14.0	75.155	C10	98 Monte Carlo, 5927
5	44	Maurice Hull	7	02:16.7	75.087	C10	88 Cutlass, 5868
6	2	John Cloud	7	02:14.7	75.080	C10	94 Thunderbird, 5927
7	7	Peter Wiederkehr	7	02:16.2	74.826	C10	99 Monte Carlo, 5927
8	28	Wayne Otto	7	02:16.2	74.279	C10	90 Lumina, 5917
9	77	Ed Bull	7	02:20.6	73.989	C10	98 Taurus, 5927
10	41	Edgar Otto	7	02:21.8	73.923	C10	93 Lumina, 5917
11	20	Tom Carson	7	02:24.4	73.183	C10	93 Lumina, 5927
12	5	Michael Goodman	7	02:24.6	72.595	C10	93 Lumina, 5927
13	11	John Orzechowski	7	02:34.9	71.120	C10	95 Thunderbird, 5811
14	48	Brandon Ryder	7	02:29.0	69.365	C10	88 Monte Carlo, 5927
15	25	David Lewis	5	02:25.1	50.113	C10	89 Cutlass, 5917
16	16	Jack Boxstrom	0	--:--:--	-	C10	89 Regal, 6000
17	00	Larry Carroll	0	--:--:--	-	C10	96 Monte Carlo, 4264
18	12	Darren Law	0	--:--:--	-	C10	93 Grand Prix, 5927



WEAR CHECK

MOBILE OIL ANALYSIS REPORT

CONTAMINATION
WEAR
OIL CONDITION

NORMAL
ATTENTION
NORMAL

11 - Front Gasoline Engine

Unit Make : FORD
Unit Model : THUNDERBIRD
Comp Make : FORD
Comp Model : 351 SV0

Serial No : JT012
Cust. Ref No. : {n/a}
Stub No. : WC-M1047403

Date Rec'd : Dec 8, 2004
Sample Date : Nov 21, 2004
Diagnostician : Keith Scott

RECOMMENDATION

Resample at the next service interval to monitor.

Sample Date	06/06/04	07/11/04	09/05/04	Current	UOM
Time on Unit	7	10.2	12.6	14	hrs
Time on Oil	2.5	3.2	2.4	2.4	hrs
Time on Fltr	2.5	3.2	2.4	2.4	hrs
Oil Maint.	changed	changed	changed	n/a	---
Filter Maint.	changed	changed	changed	n/a	---

CONTAMINATION

There is no indication of any contamination in the component.

Sample Date	06/06/04	07/11/04	09/05/04	Current	Abn
Silicon	8.0	5.5	4.3	4.7	
Potassium	4.7	0.0	0.0	0.0	
Sodium	1.5	2.1	2.4	2.6	
Fuel (%)	<2.0	<2.0	<2.0	<2.0	
Glycol	---	---	---	---	
Water (%)	<0.1	<0.1	<0.1	<0.1	
Soot (%)	0	0	0	0	
Sulfation	10	10	10	10	
Nitration	15	15	20	0	

WEAR

All component wear rates are normal. Lead noted as fuel additive.

Sample Date	06/06/04	07/11/04	09/05/04	Current	Abn
Iron	11	10	16	10	---
Nickel	0.2	0.1	0.7	0.6	---
Chromium	0.7	0.9	0.9	1.0	---
Titanium	2.0	3.3	3.1	2.3	---
Copper	1.9	2.0	2.4	1.4	---
Aluminum	5.9	8.7	16	12	---
Tin	0.2	0.0	0.0	0.0	---
Lead	383	567	774	595	---
Silver	0.0	0.0	0.0	0.0	---

OIL CONDITION

Oil Type: 22 QTS of CASTROL GTX 20W50

The condition of the oil is acceptable for the time in service.

Sample Date	06/06/04	07/11/04	09/05/04	Current	Base
Boron	2.1	0.4	5.1	2.7	
Barium	1.2	0.9	0.0	0.3	
Calcium	1639	1775	2075	1959	
Magnesium	7.2	8.4	16	24	
Molybdenum	2.4	0.4	1.5	4.8	
Sodium	1.5	2.1	2.4	2.6	
Phosphorus	783	859	1077	973	
Sulfur	5297	5604	7342	7252	
Zinc	820	846	1069	961	
Visc@40°C	---	---	---	---	153
Visc@100°C	17.35	17.4	16.93	17.55	19.1
Oxidation	50	40	45	85	---

ENGINE MAINTENANCE WORKSHEET

DATE: 12-10-04
 HOBBS: 39.5

HOT LASH SETTING: 0.020" - I / 0.020" - E
 COLD LASH SETTING: 0.014" - I / 0.014" - E

	<u>Spring PSI</u>	<u>Lash HOT</u>	<u>Lash COLD</u>
#5 - E	_____	_____	<u>14→14</u>
#5 - I	_____	_____	<u>14→14</u>
#6 - E	_____	_____	<u>14→14</u>
#6 - I	_____	_____	<u>10→10</u>
#7 - E	_____	_____	<u>14→14</u>
#7 - I	_____	_____	<u>10→10</u>
#8 - E	_____	_____	<u>14→14</u>
#8 - I	_____	_____	<u>10→10</u>

	<u>Spring PSI</u>	<u>Lash HOT</u>	<u>Lash COLD</u>
#1 - I	_____	_____	<u>0→10</u>
#1 - E	_____	_____	<u>23→10</u>
#2 - I	_____	_____	<u>0→14</u>
#2 - E	_____	_____	<u>10→14</u>
#3 - I	_____	_____	<u>0→14</u>
#3 - E	_____	_____	<u>14→14</u>
#4 - I	_____	_____	<u>14→14</u>
#4 - E	_____	_____	<u>14→14</u>

	<u>LEAK DOWN PSI</u>	<u>COMP PSI</u>
#5	<u>6%</u>	<u>165</u>
#6	<u>4%</u>	<u>160</u>
#7	<u>5%</u>	<u>165</u>
#8	<u>5%</u>	<u>160</u>

	<u>LEAK DOWN PSI</u>	<u>COMP PSI</u>
#1	<u>10%</u>	<u>185</u>
#2	<u>5%</u>	<u>175</u>
#3	<u>5%</u>	<u>185</u>
#4	<u>6%</u>	<u>175</u>

NOTES: ALL MEASUREMENTS TAKEN COLD
OIL ANALYSIS OK
2004 SEASON → 14.0 HOURS & 702 MILES
STARTED & FINISHED 10 RACES ON THE GRAND LAP



MOBILE OIL ANALYSIS REPORT

CONTAMINATION
WEAR
OIL CONDITION

NORMAL
ATTENTION
NORMAL

11 - Front Gasoline Engine

Unit Make : FORD
 Unit Model : THUNDERBIRD
 Comp Make : FORD
 Comp Model : 351 SV0

Serial No : JT012
 Cust. Ref No. : {n/a}
 Stub No. : WC-M1046176

Date Rec'd : Jan 11, 2005
 Sample Date : Dec 29, 2004
 Diagnostician : Mark Brinson

RECOMMENDATION

Resample at the next service interval to monitor.

Sample Date	07/11/04	09/05/04	11/21/04	Current	UOM
Time on Unit	10.2	12.6	14	18	hrs
Time on Oil	3.2	2.4	2.4	4	hrs
Time on Fltr	3.2	2.4	2.4	4	hrs
Oil Maint.	changed	changed	n/a	changed	---
Filter Maint.	changed	changed	n/a	changed	---

CONTAMINATION

There is no indication of any contamination in the component.

Sample Date	07/11/04	09/05/04	11/21/04	Current	Abn
Silicon	5.5	4.3	4.7	5.6	
Potassium	0.0	0.0	0.0	0.0	
Sodium	2.1	2.4	2.6	5.2	
Fuel (%)	<2.0	<2.0	<2.0	<2.0	
Glycol	---	---	---	---	
Water (%)	<0.1	<0.1	<0.1	<0.1	
Soot (%)	0	0	0	0	
Sulfation	10	10	10	7	
Nitration	15	20	0	0	

WEAR

All component wear rates are normal. Lead noted as fuel additive.

Sample Date	07/11/04	09/05/04	11/21/04	Current	Abn
Iron	10	16	10	12	---
Nickel	0.1	0.7	0.6	1.7	---
Chromium	0.9	0.9	1.0	1.4	---
Titanium	3.3	3.1	2.3	2.1	---
Copper	2.0	2.4	1.4	1.6	---
Aluminum	8.7	16	12	7.6	---
Tin	0.0	0.0	0.0	0.0	---
Lead	567	774	595	401	---
Silver	0.0	0.0	0.0	0.0	---

OIL CONDITION

Oil Type: 22 QTS of CASTROL GTX 20W50

The condition of the oil is acceptable for the time in service.

Sample Date	07/11/04	09/05/04	11/21/04	Current	Base
Boron	0.4	5.1	2.7	9.0	
Barium	0.9	0.0	0.3	0.9	
Calcium	1775	2075	1959	1930	
Magnesium	8.4	16	24	50	
Molybdenum	0.4	1.5	4.8	3.3	
Sodium	2.1	2.4	2.6	5.2	
Phosphorus	859	1077	973	1060	
Sulfur	5604	7342	7252	6901	
Zinc	846	1069	961	1064	
Visc@40°C	---	---	---	---	153
Visc@100°C	17.4	16.93	17.55	18.26	19.1
Oxidation	40	45	85	80	---

ENGINE MAINTENANCE WORKSHEET

DATE: 1-3-05
 HOBBS: 39.5

HOT LASH SETTING: 0.016" - I / 0.020" - E
 COLD LASH SETTING: 0.010" - I / 0.014" - E

	<u>Spring PSI</u>	<u>Lash HOT</u>	<u>Lash COLD</u>
#5 - E	<u>240</u>	<u> </u>	<u>0.014</u>
#5 - I	<u>240</u>	<u> </u>	<u>0.010</u>
#6 - E	<u>240</u>	<u> </u>	<u>0.014</u>
#6 - I	<u>240</u>	<u> </u>	<u>0.010</u>
#7 - E	<u>240</u>	<u> </u>	<u>0.014</u>
#7 - I	<u>240</u>	<u> </u>	<u>0.010</u>
#8 - E	<u>240</u>	<u> </u>	<u>0.014</u>
#8 - I	<u>240</u>	<u> </u>	<u>0.010</u>

	<u>Spring PSI</u>	<u>Lash HOT</u>	<u>Lash COLD</u>
#1 - I	<u>240</u>	<u> </u>	<u>0.010</u>
#1 - E	<u>240</u>	<u> </u>	<u>0.014</u>
#2 - I	<u>240</u>	<u> </u>	<u>0.010</u>
#2 - E	<u>240</u>	<u> </u>	<u>0.014</u>
#3 - I	<u>240</u>	<u> </u>	<u>0.010</u>
#3 - E	<u>240</u>	<u> </u>	<u>0.014</u>
#4 - I	<u>240</u>	<u> </u>	<u>0.010</u>
#4 - E	<u>240</u>	<u> </u>	<u>0.014</u>

	<u>LEAK DOWN PSI</u>	<u>COMP PSI</u>
#5	<u>5</u>	<u>165</u>
#6	<u>4</u>	<u>160</u>
#7	<u>4</u>	<u>165</u>
#8	<u>3</u>	<u>160</u>

	<u>LEAK DOWN PSI</u>	<u>COMP PSI</u>
#1	<u>4</u>	<u>185</u>
#2	<u>3</u>	<u>175</u>
#3	<u>4</u>	<u>185</u>
#4	<u>3</u>	<u>175</u>

NOTES: ALL MEASUREMENTS TAKEN COLD
+4 HOURS ON DYNO AFTER CHANGING VALVE SPRINGS
TUNED FOR 830 CFM CARBURETOR ON 12/29/04
TOTAL TIME ON ENGINE = 18.0 HOURS