

# ENGINE MAINTENANCE WORKSHEET

DATE: 2-18-05  
 HOBBS: 40.1

HOT LASH SETTING: 0.016" - I / 0.020" - E  
 COLD LASH SETTING: 0.010" - I / 0.014" - E

	<u>Spring PSI</u>	<u>Lash HOT</u>	<u>Lash COLD</u>
#5 - E	_____	<u>0.020</u>	<u>0.012</u>
#5 - I	_____	<u>0.016</u>	<u>0.008</u>
#6 - E	_____	<u>0.020</u>	<u>0.012</u>
#6 - I	_____	<u>0.016</u>	<u>0.008</u>
#7 - E	_____	<u>0.020</u>	<u>0.012</u>
#7 - I	_____	<u>0.016</u>	<u>0.008</u>
#8 - E	_____	<u>0.020</u>	<u>0.012</u>
#8 - I	_____	<u>0.016</u>	<u>0.008</u>

	<u>Spring PSI</u>	<u>Lash HOT</u>	<u>Lash COLD</u>
#1 - I	_____	<u>0.016</u>	<u>0.008</u>
#1 - E	_____	<u>0.020</u>	<u>0.012</u>
#2 - I	_____	<u>0.016</u>	<u>0.008</u>
#2 - E	_____	<u>0.020</u>	<u>0.012</u>
#3 - I	_____	<u>0.016</u>	<u>0.008</u>
#3 - E	_____	<u>0.020</u>	<u>0.012</u>
#4 - I	_____	<u>0.016</u>	<u>0.008</u>
#4 - E	_____	<u>0.020</u>	<u>0.012</u>

	<u>LEAK DOWN PSI</u>	<u>COMP PSI</u>
#5	_____	_____
#6	_____	_____
#7	_____	_____
#8	_____	_____

	<u>LEAK DOWN PSI</u>	<u>COMP PSI</u>
#1	_____	_____
#2	_____	_____
#3	_____	_____
#4	_____	_____

NOTES: VALVE LASH CHECKED HOT & COLD  
TOTAL TIME ON ENGINE = 18.6 HOURS

---



---



---



---

# CHASSIS SETUP SHEET

DATE: 3-4-05  
 CAR: BGN Thunderbird - #11  
 TRACK: SUMMIT POINT  
 WEATHER: \_\_\_\_\_  
 TEMPERATURE: \_\_\_\_\_

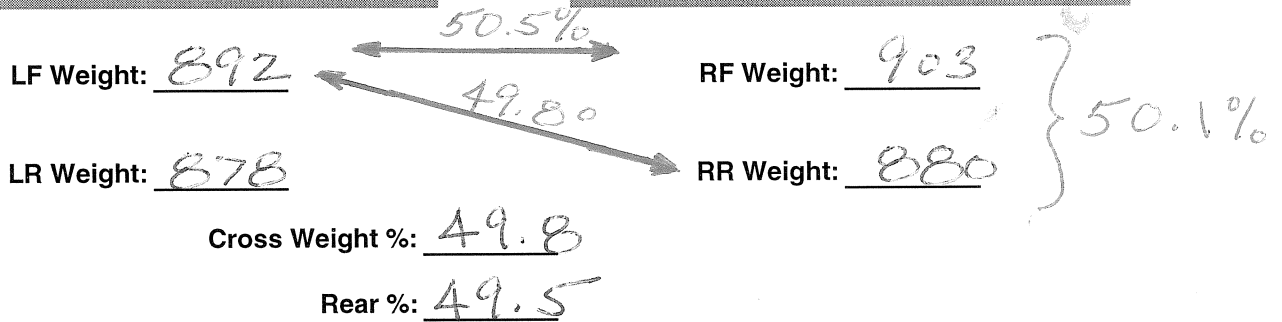
<b>LF</b>	
Tire Pressure:	<u>30 PSI</u>
Tire Size:	<u>D5704</u>
Shock Compression:	<u>160</u>
Shock Rebound:	<u>350</u>
Spring Rate:	<u>1000#</u>
Camber:	<u>-2 5/8°</u>
Caster:	<u>+4.0°</u>
Ride Height:	<u>5 1/2"</u>

<b>RF</b>	
Tire Pressure:	<u>30 PSI</u>
Tire Size:	<u>D5704</u>
Shock Compression:	<u>160</u>
Shock Rebound:	<u>350</u>
Spring Rate:	<u>1000#</u>
Camber:	<u>-2 1/2°</u>
Caster:	<u>+4.0°</u>
Ride Height:	<u>5 3/4"</u>

Front Brake Bias: FRONT(350) REAR(500) W/DRIVER  
 Front Toe-Out: 3/16"  
 Front Sway Bar: 1.25 HOLLOW (NEUTRAL) @ 224 lbs  
 Rear End Ratio: 4.11:1  
 Fuel Level: FULL  
 FRONT VALVE LIFT: 4 1/8"

<b>LR</b>	
Tire Pressure:	<u>30 PSI</u>
Tire Size:	<u>D5704</u>
Shock Compression:	<u>110</u>
Shock Rebound:	<u>275</u>
Spring Rate:	<u>250#</u>
Camber:	<u>-1.5°</u>
Ride Height:	<u>6 1/2"</u>

<b>RR</b>	
Tire Pressure:	<u>30 PSI</u>
Tire Size:	<u>D5704</u>
Shock Compression:	<u>110</u>
Shock Rebound:	<u>275</u>
Spring Rate:	<u>250#</u>
Camber:	<u>-1.5°</u>
Ride Height:	<u>6 3/4"</u>



**NOTES:**

- \* TOTAL WEIGHT W/DRIVER = 3553 #      DRIVER = 224 #
- \* HOBBS = 40.1
- \* CHANGED OIL & FILTER
- \* FIRST TEST OF NEW TRANS RATIO & REAR GEAR  
     1-1.68    2-1.28    3-1.00    4-0.88
- \* HOBBS SLIP = 43.6

**DRAG LINK SETTINGS:**

<u>LF - OUT</u>	<u>LF - IN</u>	<u>RF - IN</u>	<u>RF - OUT</u>
<u>0.125</u>	<u>0.125</u> <i>desired</i>	<u>0.063</u> <i>desired</i>	<del>FIXED</del> 0

**BUMP MEASUREMENTS:**

LEFT FRONT

RIGHT FRONT

<u>BUMP</u>	<u>TRAVEL</u>	<u>REBOUND</u>	<u>BUMP</u>	<u>TRAVEL</u>	<u>REBOUND</u>
0.000	0.00	0.000	0.000	0.00	0.000
<u>0.000</u>	0.25	<u>0.000</u>	<u>0.000</u>	0.25	<u>0.004</u>
<u>0.000</u>	0.50	<u>0.001</u>	<u>0.000</u>	0.50	<u>0.004</u>
<u>0.000</u>	0.75	<u>0.002</u>	<u>0.000</u>	0.75	<u>0.005</u>
<u>0.000</u>	1.00	<u>0.003</u>	<u>0.001</u>	1.00	<u>0.006</u>
<u>0.000</u>	1.25		<u>0.003</u>	1.25	
<u>0.003</u>	1.50		<u>0.005</u>	1.50	
<u>0.006</u>	1.75		<u>0.007</u>	1.75	
<u>0.010</u>	2.00		<u>0.009</u>	2.00	
	2.25			2.25	
	2.50			2.50	
	2.75			2.75	
	3.00			3.00	



# MOBILE OIL ANALYSIS REPORT

CONTAMINATION  
WEAR  
OIL CONDITION

NORMAL
ATTENTION
NORMAL

## 11 - Front Gasoline Engine

Unit Make : FORD  
 Unit Model : THUNDERBIRD  
 Comp Make : FORD  
 Comp Model : 351 SV0

Serial No : JT012  
 Cust. Ref No. : {n/a}  
 Stub No. : WC-M1046175

Date Rec'd : Mar 10, 2005  
 Sample Date : Mar 5, 2005  
 Diagnostician : Keith Scott

### RECOMMENDATION

Resample at the next service interval to monitor.

Sample Date	09/05/04	11/21/04	12/29/04	Current	UOM
Time on Unit	12.6	14	18	22.1	hrs
Time on Oil	2.4	2.4	4	3.5	hrs
Time on Fltr	2.4	2.4	4	3.5	hrs
Oil Maint.	changed	n/a	changed	changed	---
Filter Maint.	changed	n/a	changed	changed	---

### CONTAMINATION

There is no indication of any contamination in the component.

Sample Date	09/05/04	11/21/04	12/29/04	Current	Abn
Silicon	4.3	4.7	5.6	3.3	
Potassium	0.0	0.0	0.0	0.0	
Sodium	2.4	2.6	5.2	1.4	
Fuel (%)	<2.0	<2.0	<2.0	<2.0	
Glycol	---	---	---	---	
Water (%)	<0.1	<0.1	<0.1	<0.1	
Soot (%)	0	0	0	0	
Sulfation	10	10	7	13	
Nitration	20	0	0	0	

### WEAR

All component wear rates are normal. Lead noted as fuel additive.

Sample Date	09/05/04	11/21/04	12/29/04	Current	Abn
Iron	16	10	12	7.6	---
Nickel	0.7	0.6	1.7	0.4	---
Chromium	0.9	1.0	1.4	0.8	---
Titanium	3.1	2.3	2.1	5.0	---
Copper	2.4	1.4	1.6	1.9	---
Aluminum	16	12	7.6	5.5	---
Tin	0.0	0.0	0.0	0.0	---
Lead	774	595	401	622	---
Silver	0.0	0.0	0.0	0.0	---

### OIL CONDITION

Oil Type: 22 QTS of CASTROL GTX 20W50

The condition of the oil is acceptable for the time in service.

Sample Date	09/05/04	11/21/04	12/29/04	Current	Base
Boron	5.1	2.7	9.0	1.5	
Barium	0.0	0.3	0.9	0.0	
Calcium	2075	1959	1930	1526	
Magnesium	16	24	50	8.0	
Molybdenum	1.5	4.8	3.3	0.9	
Sodium	2.4	2.6	5.2	1.4	
Phosphorus	1077	973	1060	724	
Sulfur	7342	7252	6901	5791	
Zinc	1069	961	1064	756	
Visc@40°C	---	---	---	---	153
Visc@100°C	16.93	17.55	18.26	17.57	19.1
Oxidation	45	85	80	85	---

# CHASSIS SETUP SHEET

DATE: 4-29-05  
 CAR: BGN Thunderbird - #11  
 TRACK: ROAD ATLANTA  
 WEATHER: \_\_\_\_\_  
 TEMPERATURE: \_\_\_\_\_

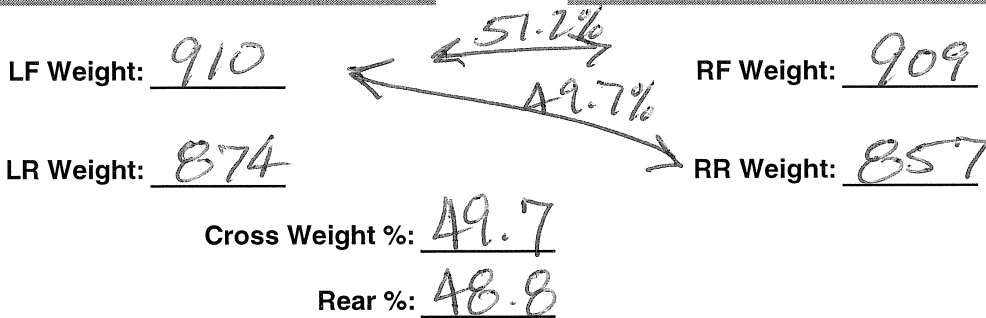
<u>LF</u>	
Tire Pressure:	<u>30 PSI</u>
Tire Size:	<u>D5704</u>
Shock Compression:	<u>160</u>
Shock Rebound:	<u>350</u>
Spring Rate:	<u>1000#</u>
Camber:	<u>-2 3/4°</u>
Caster:	<u>+4.00°</u>
Ride Height:	<u>5 1/2"</u>

<u>RF</u>	
Tire Pressure:	<u>30 PSI</u>
Tire Size:	<u>D5704</u>
Shock Compression:	<u>160</u>
Shock Rebound:	<u>350</u>
Spring Rate:	<u>1000#</u>
Camber:	<u>-2 1/2°</u>
Caster:	<u>+4.00°</u>
Ride Height:	<u>5 3/4"</u>

Front Brake Bias: FRONT (550) REAR (500)      w/DRIVER @ 224 lbs  
 Front Toe-Out: 3/16"  
 Front Sway Bar: 1.25 HOLLOW (NEUTRAL)  
 Rear End Ratio: 4.11:1  
 Fuel Level: FULL  
 FRONT VALVE: 4 1/8"

<u>LR</u>	
Tire Pressure:	<u>30 PSI</u>
Tire Size:	<u>D5704</u>
Shock Compression:	<u>110</u>
Shock Rebound:	<u>275</u>
Spring Rate:	<u>250#</u>
Camber:	<u>-1.50°</u>
Ride Height:	<u>6 1/2"</u>

<u>RR</u>	
Tire Pressure:	<u>30 PSI</u>
Tire Size:	<u>D5704</u>
Shock Compression:	<u>110</u>
Shock Rebound:	<u>275</u>
Spring Rate:	<u>250#</u>
Camber:	<u>-1.50°</u>
Ride Height:	<u>6 3/4"</u>



- NOTES: REMOVED 29 lbs FROM TRUNK
- \* TOTAL WEIGHT W/DRIVER = 3550 #      DRIVER = 224 #
- \* HOBBS = 44.2
- \* CHANGED OIL & FILTER & COOLANT
- \* FRONT PADS = 0.600      NEW = 0.750

Track/Event: ROAD ATLANTA MITTY '05

Date: 4-29-05 Time: 11:20 AM

Weather & Conditions: SUNNY 71°F 52%RH

Lap Times:

- |                                  |                         |
|----------------------------------|-------------------------|
| 1) <u>1</u> (m) <u>49.03</u> (s) | 11) _____ (m) _____ (s) |
| 2) <u>1</u> (m) <u>45.56</u> (s) | 12) _____ (m) _____ (s) |
| 3) <u>1</u> (m) <u>45.44</u> (s) | 13) _____ (m) _____ (s) |
| 4) <u>1</u> (m) <u>48.66</u> (s) | 14) _____ (m) _____ (s) |
| 5) <u>1</u> (m) <u>48.69</u> (s) | 15) _____ (m) _____ (s) |
| 6) <u>1</u> (m) <u>44.38</u> (s) | 16) _____ (m) _____ (s) |
| 7) <u>1</u> (m) <u>44.10</u> (s) | 17) _____ (m) _____ (s) |
| 8) <u>1</u> (m) <u>49.03</u> (s) | 18) _____ (m) _____ (s) |
| 9) <u>1</u> (m) <u>36.60</u> (s) | 19) _____ (m) _____ (s) |
| 10) _____ (m) _____ (s)          | 20) _____ (m) _____ (s) |

LEFT FRONT

Outside	Middle	Inside
<u>111</u> °F	<u>140</u> °F	<u>141</u> °F

Cold: 23 (psi) Hot: 31 (psi)

RIGHT FRONT

Inside	Middle	Outside
<u>142</u> °F	<u>127</u> °F	<u>116</u> °F

Cold: 23 (psi) Hot: 30 (psi)

LEFT REAR

Outside	Middle	Inside
<u>136</u> °F	<u>136</u> °F	<u>139</u> °F

Cold: 19 (psi) Hot: 24 (psi)

RIGHT REAR

Inside	Middle	Outside
<u>142</u> °F	<u>137</u> °F	<u>132</u> °F

Cold: 19 (psi) Hot: 24 (psi)

Notes:

HOBBS START: 44.2  
HOBBS STOP: 44.6

MILES: 22.5

TRANS TEMP: \_\_\_\_\_  
REAR TEMP: \_\_\_\_\_

BRAKE ROTOR TEMP (LF/RF): \_\_\_\_\_ / \_\_\_\_\_  
BRAKE ROTOR TEMP (LR/RR): \_\_\_\_\_ / \_\_\_\_\_

Track/Event: 2000 ATLANTA MITY '05

Date: 4-29-05

Time: 3:45 pm

Weather & Conditions: SUNNY 80°F 44%RH

### Lap Times:

1) 1 (m) 47.16 (s)

11) \_\_\_\_\_ (m) \_\_\_\_\_ (s)

2) 1 (m) 45.36 (s)

12) \_\_\_\_\_ (m) \_\_\_\_\_ (s)

3) 1 (m) 46.37 (s)

13) \_\_\_\_\_ (m) \_\_\_\_\_ (s)

4) 1 (m) 47.40 (s)

14) \_\_\_\_\_ (m) \_\_\_\_\_ (s)

5) 1 (m) 47.80 (s)

15) \_\_\_\_\_ (m) \_\_\_\_\_ (s)

6) 1 (m) 49.50 (s)

16) \_\_\_\_\_ (m) \_\_\_\_\_ (s)

7) 1 (m) 46.34 (s)

17) \_\_\_\_\_ (m) \_\_\_\_\_ (s)

8) 1 (m) 45.11 (s)

18) \_\_\_\_\_ (m) \_\_\_\_\_ (s)

9) \_\_\_\_\_ (m) \_\_\_\_\_ (s)

19) \_\_\_\_\_ (m) \_\_\_\_\_ (s)

10) \_\_\_\_\_ (m) \_\_\_\_\_ (s)

20) \_\_\_\_\_ (m) \_\_\_\_\_ (s)

### LEFT FRONT

Outside	Middle	Inside
<u>108</u> °F	<u>141</u> °F	<u>160</u> °F

Cold: 23 (psi) Hot: 31 (psi)

### RIGHT FRONT

Inside	Middle	Outside
<u>148</u> °F	<u>132</u> °F	<u>121</u> °F

Cold: 23 (psi) Hot: 30 (psi)

### LEFT REAR

Outside	Middle	Inside
<u>131</u> °F	<u>132</u> °F	<u>134</u> °F

Cold: 19 (psi) Hot: 24 (psi)

### RIGHT REAR

Inside	Middle	Outside
<u>139</u> °F	<u>137</u> °F	<u>138</u> °F

Cold: 19 (psi) Hot: 24 (psi)

### Notes:

HOBBS START: 44.6

HOBBS STOP: 45.3

MILES: 20

TRANS TEMP: \_\_\_\_\_

REAR TEMP: \_\_\_\_\_

BRAKE ROTOR TEMP (LF/RF): \_\_\_\_\_ / \_\_\_\_\_

BRAKE ROTOR TEMP (LR/RR): \_\_\_\_\_ / \_\_\_\_\_

Track/Event: ROAD ATLANTA MIZZY '05

Date: 4-30-05 Time: 5:20 pm

Weather & Conditions: CLOUDY 66°F 76% RH

### Lap Times:

- |                                  |                    |
|----------------------------------|--------------------|
| 1) ___(m)____.(s)                | 11) ___(m)____.(s) |
| 2) <u>1</u> (m) <u>43.57</u> (s) | 12) ___(m)____.(s) |
| 3) <u>1</u> (m) <u>43.32</u> (s) | 13) ___(m)____.(s) |
| 4) <u>1</u> (m) <u>44.78</u> (s) | 14) ___(m)____.(s) |
| 5) <u>1</u> (m) <u>43.37</u> (s) | 15) ___(m)____.(s) |
| 6) <u>1</u> (m) <u>43.38</u> (s) | 16) ___(m)____.(s) |
| 7) <u>1</u> (m) <u>29.43</u> (s) | 17) ___(m)____.(s) |
| 8) ___(m)____.(s)                | 18) ___(m)____.(s) |
| 9) ___(m)____.(s)                | 19) ___(m)____.(s) |
| 10) ___(m)____.(s)               | 20) ___(m)____.(s) |

### LEFT FRONT

Outside	Middle	Inside
<u>107</u> °F	<u>91</u> °F	<u>126</u> °F

Cold: 23 (psi) Hot: 30 (psi)

### RIGHT FRONT

Inside	Middle	Outside
<u>132</u> °F	<u>96</u> °F	<u>97</u> °F

Cold: 23 (psi) Hot: 32 (psi)

### LEFT REAR

Outside	Middle	Inside
<u>124</u> °F	<u>119</u> °F	<u>125</u> °F

Cold: 19 (psi) Hot: 23 (psi)

### RIGHT REAR

Inside	Middle	Outside
<u>123</u> °F	<u>113</u> °F	<u>115</u> °F

Cold: 19 (psi) Hot: 23 (psi)

### Notes:

ADDED 5 1/2 GALLONS  
CHANGED SPARK PLUGS

HOBBS START: 45.3

HOBBS STOP: 45.8

MILES: 20

TRANS TEMP: \_\_\_\_\_

REAR TEMP: \_\_\_\_\_

BRAKE ROTOR TEMP (LF/RF):     /    

BRAKE ROTOR TEMP (LR/RR):     /



Track/Event: ROAD ATLANTA MITTY '05

Date: 5-1-05

Time: 3:05 pm

Weather & Conditions: SUNNY 75°F 31% RH

Lap Times:

1) 1 (m) 55.06 (s)

2) 4 (m) 49.10 (s)

3) 2 (m) 51.88 (s)

4) 1 (m) 42.14 (s)

5) 1 (m) 44.06 (s)

6) 1 (m) 43.92 (s)

7) \_\_\_\_\_ (m) \_\_\_\_\_ (s)

8) \_\_\_\_\_ (m) \_\_\_\_\_ (s)

9) \_\_\_\_\_ (m) \_\_\_\_\_ (s)

10) \_\_\_\_\_ (m) \_\_\_\_\_ (s)

11) \_\_\_\_\_ (m) \_\_\_\_\_ (s)

12) \_\_\_\_\_ (m) \_\_\_\_\_ (s)

13) \_\_\_\_\_ (m) \_\_\_\_\_ (s)

14) \_\_\_\_\_ (m) \_\_\_\_\_ (s)

15) \_\_\_\_\_ (m) \_\_\_\_\_ (s)

16) \_\_\_\_\_ (m) \_\_\_\_\_ (s)

17) \_\_\_\_\_ (m) \_\_\_\_\_ (s)

18) \_\_\_\_\_ (m) \_\_\_\_\_ (s)

19) \_\_\_\_\_ (m) \_\_\_\_\_ (s)

20) \_\_\_\_\_ (m) \_\_\_\_\_ (s)

LEFT FRONT

Outside	Middle	Inside
123.6 °F	123.6 °F	134.0 °F

Cold: 23 (psi) Hot: 31 (psi)

RIGHT FRONT

Inside	Middle	Outside
135.8 °F	115.4 °F	115.4 °F

Cold: 23 (psi) Hot: 30 (psi)

LEFT REAR

Outside	Middle	Inside
118.2 °F	106.0 °F	131.2 °F

Cold: 19 (psi) Hot: 24 (psi)

RIGHT REAR

Inside	Middle	Outside
127.2 °F	118.8 °F	116.0 °F

Cold: 19 (psi) Hot: 24 (psi)

Notes:

ADDED 16 1/2 GALLONS  
CHANGED CAP & ROTOR

HOBBS START: 45.8  
HOBBS STOP: 46.6

MILES: 20

TRANS TEMP: \_\_\_\_\_

REAR TEMP: \_\_\_\_\_

TOTAL = 3.0 HOURS  
90 MILES

BRAKE ROTOR TEMP (LF/RF): \_\_\_\_\_ / \_\_\_\_\_

BRAKE ROTOR TEMP (LR/RR): \_\_\_\_\_ / \_\_\_\_\_

# Group 8 Practice 1

Joni Phillips Lefter  
1520 Beach Dr. NE  
St. Petersburg, FL 33704

2005 Mitty at: Road Atlanta (2.540 miles)

Date: 4/29/05

Results

Time: 11:20 AM

Pos.	No.	Name	Car Type	City, State	Clas	Best
1	30	Scott Murphy	93 Grand Prix, 5927	Thomasville, NC	HSC	1:30.246
2	2	John Cloud	94 Thunderbird, 5927	Medina, OH	HSC	1:30.844
3	5	Dale Phelon	00 Monte Carlo, 5927	Fernandina Beach, FL	LSC	1:31.108
4	75	Jack Finch	91 Cutlass, 5917	Thomasville, NC	HSC	1:31.961
5	6	John Finger	92 Thunderbird, 5917	Greenville, SC	HSC	1:32.661
6	44	Wayne Otto	99 Lumina, 5917	Watchung, NJ	LSC	1:33.519
7	12	Donald Soenen	98 Taurus, 5927	Saline, MI	LSC	1:33.582
8	96	John Goodson	05 Taurus, 5811	Tallahassee, FL	LSC	1:34.821
9	87	Jim Durham	92 Lumina, 5927	Harvest, AL	BSC	1:35.297
10	61	Kenny Bupp	99 Taurus, 3927	Fort Lauderdale, FL	BSC	1:35.549
11	50	Larry Stepp/ Chet Witte	86 Grand Prix, 5794	Woodstock, GA	HSC	1:36.157
12	42	Maurice Hull	93 Grand Prix, 7000	High Point, NC	BSC	1:36.224
13	43	Juan Gonzalez	89 Grand Prix, 5927	Dallas, TX	HSC	1:37.391
14	41	Edgar Otto	93 Lumina, 5917	Boca Raton, FL	HSC	1:37.917
15	92	Kenneth Liesfeld	00 Monte Carlo, 5811	Montpelier, VA	LSC	1:38.358
16	16	Ron Read	04 Grand Prix, 5794	Fairfax, VA	LSC	1:39.472
17	95	Chris Liesfeld	03 Monte Carlo, 5794	Richmond, VA	LSC	1:39.961
18	51	Tom Carson	99 Craftsman Truck Ser	Lutherville, MD	TRK	1:42.286
19	25	David Lewis	89 Cutlass, 5917	Jacksonville, FL	HSC	1:43.977
20	11	John Orzechowski	97 Thunderbird, 5927	Frederick, MD	BSC	1:44.072
21	00	Larry Carroll	96 Monte Carlo, 4264	Montchonin, DE	BSC	1:44.201
22	17	Marshall McLeod	03 Monte Carlo, 5794	Raleigh, NC	LSC	1:46.003
23	28	Joe Pirrotta	92 Thunderbird, 5827	Palm City, FL	HSC	1:46.015
24	7	Steve Dunn	05 Monte Carlo, 5794	Hanover, PA	LSC	1:50.057
25	97	Merlin Mitchell	97 Grand Prix, 5927	Tallahassee, FL	LSC	1:50.937
26	16	Ron Read	04 Grand Prix		LSC	---
27	8	Roger Reuse	99 Monte Carlo, 5794	Birmingham, AL	LSC	---
28	1	James Thannum	95 Grand Prix, 4536	Germantown, TN	BSC	---
29	77	Clay Young	99 Monte Carlo, 5927	Columbus, GA	LSC	---
30	0	Claude Thornhill	92 Thunderbird, 5927	New Smyrna Beach, FL	HSC	---
31	29	Gene Felton	02 Monte Carlo, 5927	Roswell, GA	LSC	---
32	6	John Finger	92 Thunderbird, 5917	Greenville, SC	HSC	---
33	20	Brian Gill	02 Grand Prix, 5927	Madison, AL	BSC	---
34	51	Michael Goodman	93 Lumina, 5927	Alpharetta, GA	HSC	---
35	71	Steven Graham	02 Taurus, 5811	Salisbury, NC	LSC	---

*Car # 1 Did Not Hit*

Chief of Timing & Scoring:

Signed:

*Joni Phillips Lefter*

# Group 8 Practice 2

Joni Phillips Letter  
1520 Beach Dr. NE  
St. Petersburg, FL 33704

2005 Mitty at: Road Atlanta (2.540 miles)

Date: 4/29/05

Time: 3:45 PM

## Results

Pos.	No.	Name	Car Type	City, State	Clas	Best
1	5	Dale Phelon	00 Monte Carlo, 5927	Fernandina Beach, FL	LSC	1:29.242
2	30	Scott Murphy	93 Grand Prix, 5927	Thomasville, NC	HSC	1:29.483
3	2	John Cloud	94 Thunderbird, 5927	Medina, OH	HSC	1:31.191
4	6	John Finger	92 Thunderbird, 5917	Greenville, SC	HSC	1:31.621
5	144	Wayne Otto	99 Lumina, 5917	Watchung, NJ	LSC	1:31.643
6	75	Jack Finch	91 Cutlass, 5917	Thomasville, NC	HSC	1:31.792
7	42	Maurice Hull	93 Grand Prix, 7000	High Point, NC	BSC	1:33.800
8	20	Brian Gill	02 Grand Prix, 5927	Madison, AL	BSC	1:34.040
9	61	Kenny Bupp	99 Taurus, 3927	Fort Lauderdale, FL	BSC	1:34.074
10	96	John Goodson	05 Taurus, 5811	Tallahassee, FL	LSC	1:34.400
11	77	Clay Young	99 Monte Carlo, 5927	Columbus, GA	LSC	1:34.610
12	41	Edgar Otto	93 Lumina, 5917	Boca Raton, FL	HSC	1:35.064
13	50	Larry Stepp/ Chet Wittel	86 Grand Prix, 5794	Woodstock, GA	HSC	1:35.952
14	95	Chris Liesfeld	03 Monte Carlo, 5794	Richmond, VA	LSC	1:36.167
15	17	Marshall McLeod	03 Monte Carlo, 5794	Raleigh, NC	LSC	1:37.042
16	87	Jim Durham	92 Lumina, 5927	Harvest, AL	BSC	1:37.068
17	43	Juan Gonzalez	89 Grand Prix, 5927	Dallas, TX	HSC	1:37.449
18	51	Tom Carson	99 Craftsman Truck Ser	Lutherville, MD	TRK	1:41.427
19	25	David Lewis	89 Cutlass, 5917	Jacksonville, FL	HSC	1:41.545
20	8	Roger Reuse	99 Monte Carlo, 5794	Birmingham, AL	LSC	1:41.589
21	00	Larry Carroll	96 Monte Carlo, 4264	Montchonin, DE	BSC	1:41.872
22	28	Joe Pirrotta	92 Thunderbird, 5827	Palm City, FL	HSC	1:42.473
23	11	John Orzechowski	97 Thunderbird, 5927	Frederick, MD	BSC	1:44.399
24	7	Steve Dunn	05 Monte Carlo, 5794	Hanover, PA	LSC	1:45.076
25	97	Merlin Mitchell	97 Grand Prix, 5927	Tallahassee, FL	LSC	1:47.216
26	1	James Thannum	95 Grand Prix, 4536	Germantown, TN	BSC	2:03.874
27	12	Donald Soenen	98 Taurus, 5927	Saline, MI	LSC	-----
28	29	Gene Felton	02 Monte Carlo, 5927	Roswell, GA	LSC	-----
29	51	Michael Goodman	93 Lumina, 5927	Alpharetta, GA	HSC	-----
30	0	Claude Thornhill	92 Thunderbird, 5927	New Smyrna Beach, FL	HSC	-----

Chief of Timing & Scoring:

Signed:

*Ku Beh*  
4/29/05

# Group 8 Qualifying Race

Joni Phillips Letter  
1520 Beach Dr. NE  
St. Petersburg, FL 33704

2005 Mitty at: Road Atlanta (2.540 miles)

Date: 4/30/05

Results

Time: 4:35 PM

Pos.	No.	Name	Car Type	City, State	Clas	Lap	Best
1	30	Scott Murphy	93 Grand Prix, 5927	Thomasville, NC	HSC	6	1:30.178
2	2	John Cloud	94 Thunderbird, 5927	Medina, OH	HSC	6	1:32.201
3	6	John Finger	92 Thunderbird, 5917	Greenville, SC	HSC	6	1:31.117
4	5	Dale Phelon	00 Monte Carlo, 5927	Fernandina Beach, FL	LSC	6	1:29.799
5	75	Jack Finch	91 Cutlass, 5917	Thomasville, NC	HSC	6	1:31.861
6	144	Wayne Otto	99 Lumina, 5917	Watchung, NJ	LSC	6	1:31.773
7	12	Donald Soenen	98 Taurus, 5927	Saline, MI	LSC	6	1:32.029
8	42	Maurice Hull	93 Grand Prix, 7000	High Point, NC	BSC	6	1:34.516
9	61	Kenny Bupp	99 Taurus, 3927	Fort Lauderdale, FL	BSC	6	1:32.455
10	20	Brian Gill	02 Grand Prix, 5927	Madison, AL	BSC	6	1:33.392
11	50	Larry Stepp/ Chet W	86 Grand Prix, 5794	Woodstock, GA	HSC	6	1:35.953
12	41	Edgar Otto	93 Lumina, 5917	Boca Raton, FL	HSC	6	1:35.803
13	43	Juan Gonzalez	89 Grand Prix, 5927	Dallas, TX	HSC	6	1:36.301
14	51	Tom Carson	99 Craftsman Truck Ser	Lutherville, MD	TRK	6	1:39.823
15	25	David Lewis	89 Cutlass, 5917	Jacksonville, FL	HSC	6	1:39.846
16	28	Joe Pirrotta	92 Thunderbird, 5827	Palm City, FL	HSC	6	1:41.145
17	77	Clay Young	99 Monte Carlo, 5927	Columbus, GA	LSC	6	1:33.485
18	00	Larry Carroll	96 Monte Carlo, 4264	Montchonin, DE	BSC	6	1:41.464
19	11	John Orzechowski	97 Thunderbird, 5927	Frederick, MD	BSC	6	1:43.282
20	17	Marshall McLeod	03 Monte Carlo, 5794	Raleigh, NC	LSC	6	1:36.527
21	96	John Goodson	05 Taurus, 5811	Tallahassee, FL	LSC	5	1:32.450
22	7	Steve Dunn	05 Monte Carlo, 5794	Hanover, PA	LSC	5	1:45.559
23	97	Merlin Mitchell	97 Grand Prix, 5927	Tallahassee, FL	LSC	5	1:46.103
24	1	James Thannum	95 Grand Prix, 4536	Germantown, TN	BSC	5	1:57.249
25	95	Chris Liesfeld	03 Monte Carlo, 5794	Richmond, VA	LSC	3	1:33.970
26	8	Roger Reuse	99 Monte Carlo, 5794	Birmingham, AL	LSC	3	1:36.891
27	0	Claude Thornhill	92 Thunderbird, 5927	New Smyrna Beach, FL	HSC	0	---
28	87	Jim Durham	92 Lumina, 5927	Harvest, AL	BSC	0	---
29	16	Ron Read	04 Grand Prix, 5794	Fairfax, VA	LSC	0	---
30	29	Gene Felton	02 Monte Carlo, 5927	Roswell, GA	LSC	0	---
31	71	Steven Graham	02 Taurus, 5811	Salisbury, NC	LSC	0	---
32	92	Kenneth Liesfeld	00 Monte Carlo, 5811	Montpelier, VA	LSC	0	---
33	51	Michael Goodman	93 Lumina, 5927	Alpharetta, GA	HSC	0	---

Best Time: 1:29.799 by: Dale Phelon in lap 5  
Elapsed Time: 00:09:09 Margin of Victory: 10.365

Chief of Timing & Scoring:

Signed:

*Kui Belin*  
4/30/05

# Group 8 Feature Race

Joni Phillips Letter  
1520 Beach Dr. NE  
St. Petersburg, FL 33704

2005 Mitty at: Road Atlanta (2.540 miles)

Date: 5/1/05

Results

Time: 2:55 PM

Pos.	No.	Name	Car Type	City, State	Clas	Lap	Best
1	30	Scott Murphy	93 Grand Prix, 5927	Thomasville, NC	HSC	6	1:29.049
2	5	Dale Phelon	00 Monte Carlo, 5927	Fernandina Beach, FL	LSC	6	1:29.733
3	75	Jack Finch	91 Cutlass, 5917	Thomasville, NC	HSC	6	1:30.399
4	144	Wayne Otto	99 Lumina, 5917	Watchung, NJ	LSC	6	1:32.325
5	12	Donald Soenen	98 Taurus, 5927	Saline, MI	LSC	6	1:33.288
6	20	Brian Gill	02 Grand Prix, 5927	Madison, AL	BSC	6	1:33.480
7	42	Maurice Hull	93 Grand Prix, 7000	High Point, NC	BSC	6	1:34.068
8	61	Kenny Bupp	99 Taurus, 3927	Fort Lauderdale, FL	BSC	6	1:33.951
9	6	John Finger	92 Thunderbird, 5917	Greenville, SC	HSC	6	1:32.520
10	50	Larry Stepp/ Chet Wi	86 Grand Prix, 5794	Woodstock, GA	HSC	6	1:35.484
11	41	Edgar Otto	93 Lumina, 5917	Boca Raton, FL	HSC	6	1:35.347
12	43	Juan Gonzalez	89 Grand Prix, 5927	Dallas, TX	HSC	6	1:38.700
13	77	Clay Young	99 Monte Carlo, 5927	Columbus, GA	LSC	6	1:34.717
14	96	John Goodson	05 Taurus, 5811	Tallahassee, FL	LSC	6	1:34.764
15	25	David Lewis	89 Cutlass, 5917	Jacksonville, FL	BSC	6	1:39.598
16	00	Larry Carroll	96 Monte Carlo, 4264	Montchonin, DE	BSC	6	1:40.112
17	11	John Orzechowski	97 Thunderbird, 5927	Frederick, MD	BSC	6	1:42.274
18	7	Steve Dunn	05 Monte Carlo, 5794	Hanover, PA	LSC	6	1:41.436
19	97	Merlin Mitchell	97 Grand Prix, 5927	Tallahassee, FL	LSC	6	1:47.064
20	1	James Thannum	95 Grand Prix, 4536	Germantown, TN	BSC	5	2:04.211
21	95	Chris Liesfeld	03 Monte Carlo, 5794	Richmond, VA	LSC	5	1:37.089
22	17	Marshall McLeod	03 Monte Carlo, 5794	Raleigh, NC	LSC	4	1:35.662
23	51	Tom Carson	99 Craftsman Truck Ser	Lutherville, MD	TRK	4	1:52.109
24	28	Joe Pirrotta	92 Thunderbird, 5827	Palm City, FL	HSC	0	--:--:--
25	29	Gene Felton	02 Monte Carlo, 5927	Roswell, GA	LSC	0	--:--:--
26	92	Kenneth Liesfeld	00 Monte Carlo, 5811	Montpelier, VA	LSC	0	--:--:--
27	16	Ron Read	04 Grand Prix, 5794	Fairfax, VA	LSC	0	--:--:--
28	71	Steven Graham	02 Taurus, 5811	Salisbury, NC	LSC	0	--:--:--
29	2	John Cloud	94 Thunderbird, 5927	Medina, OH	HSC	0	--:--:--
30	8	Roger Reuse	99 Monte Carlo, 5794	Birmingham, AL	LSC	0	--:--:--
31	87	Jim Durham	92 Lumina, 5927	Harvest, AL	BSC	0	--:--:--
32	0	Claude Thornhill	92 Thunderbird, 5927	New Smyrna Beach, FL	HSC	0	--:--:--
33	51	Michael Goodman	93 Lumina, 5927	Alpharetta, GA	HSC	0	--:--:--

Best Time: 1:29.049 by: Scott Murphy in lap 5  
Elapsed Time: 00:14:02 Margin of Victory: 1.881

Chief of Timing & Scoring:

Signed: *Kim Belin*  
5/1/05

ChronX Race Results

**Event:** 2005 Mitty  
**Run:** Group 8 Feature Race  
**Date:** 5/1/05  
**Time:** 2:55:00 PM

Pos.	No.	Name	Laps	Total	Diff. Time	Best Laptime	In Lap	Speed	Class	Car Type
1	30	Scott Murphy	6	14:01.7		01:29.0	5	65.184	HSC	93 Grand Prix, 5927
2	5	Dale Phelon	6	14:03.6	1.881	01:29.7	5	65.038	LSC	00 Monte Carlo, 5927
3	75	Jack Finch	6	14:07.9	6.251	01:30.4	5	64.703	HSC	91 Cutlass, 5917
4	144	Wayne Otto	6	14:11.9	10.257	01:32.3	4	64.399	LSC	99 Lumina, 5917
5	12	Donald Soenen	6	14:16.5	14.767	01:33.3	5	64.060	LSC	98 Taurus, 5927
6	20	Brian Gill	6	14:17.8	16.127	01:33.5	6	63.958	BSC	02 Grand Prix, 5927
7	42	Maurice Hull	6	14:18.4	16.668	01:34.1	5	63.918	BSC	93 Grand Prix, 7000
8	61	Kenny Bupp	6	14:18.6	16.96	01:34.0	6	63.896	BSC	99 Taurus, 3927
9	6	John Finger	6	14:19.1	17.459	01:32.5	6	63.859	HSC	92 Thunderbird, 5917
10	50	Larry Stepp/ Chet Wittel	6	14:23.7	22.045	01:35.5	5	63.520	HSC	86 Grand Prix, 5794
11	41	Edgar Otto	6	14:24.5	22.809	01:35.3	6	63.464	HSC	93 Lumina, 5917
12	43	Juan Gonzalez	6	14:37.4	35.73	01:38.7	6	62.529	HSC	89 Grand Prix, 5927
13	77	Clay Young	6	14:37.8	36.095	01:34.7	5	62.503	LSCX	99 Monte Carlo, 5927
14	96	John Goodson	6	14:38.0	36.365	01:34.8	6	62.484	LSCX	05 Taurus, 5811
15	25	David Lewis	6	14:42.0	40.27	01:39.6	5	62.207	BSC	89 Cutlass, 5917
16	00	Larry Carroll	6	14:43.4	41.759	01:40.1	5	62.102	BSC	96 Monte Carlo, 4264
17	11	John Orzechowski	6	14:52.7	51.046	01:42.3	4	61.456	BSC	97 Thunderbird, 5927
18	7	Steve Dunn	6	15:04.9	01:03.2	01:41.4	4	60.631	LSCX	05 Monte Carlo, 5794
19	97	Merlin Mitchell	6	15:10.7	01:09.0	01:47.1	6	60.246	LSC	97 Grand Prix, 5927
20	1	James Thannum	5	14:13.3	-- 1 lap --	02:04.2	5	53.579	BSC	95 Grand Prix, 4536
21	95	Chris Liesfeld	5	15:24.4	01:11.1	01:37.1	4	49.458	LSCX	03 Monte Carlo, 5794
22	17	Marshall McLeod	4	11:28.8	-- 2 laps --	01:35.7	4	53.101	LSC	03 Monte Carlo, 5794
23	51	Tom Carson	4	11:51.6	22.763	01:52.1	1	51.402	TRK	99 Craftsman Truck Seri, 5927
24	28	Joe Pirrotta	0	00:06.1	-- 6 laps --	--:--:--	-	-	HSC	92 Thunderbird, 5827
25	29	Gene Felton	0	00:00.0	-6.099	--:--:--	-	-	LSC	02 Monte Carlo, 5927
26	92	Kenneth Liesfeld	0	00:00.0	-6.099	--:--:--	-	-	LSCX	00 Monte Carlo, 5811
27	16	Ron Read	0	00:00.0	-6.099	--:--:--	-	-	LSCX	04 Grand Prix, 5794
28	71	Steven Graham	0	00:00.0	-6.099	--:--:--	-	-	LSCX	02 Taurus, 5811
29	2	John Cloud	0	00:00.0	-6.099	--:--:--	-	-	HSC	94 Thunderbird, 5927
30	8	Roger Reuse	0	00:00.0	-6.099	--:--:--	-	-	LSC	99 Monte Carlo, 5794



# MOBILE OIL ANALYSIS REPORT

CONTAMINATION  
WEAR  
OIL CONDITION

**NORMAL**  
**ATTENTION**  
**NORMAL**

## 11 - Front Gasoline Engine

Unit Make : FORD  
 Unit Model : THUNDERBIRD  
 Comp Make : FORD  
 Comp Model : 351 SV0  
 Serial No : JT012  
 Cust. Ref No. : {n/a}  
 Stub No. : WC-M1071044  
 Date Rec'd : May 9, 2005  
 Sample Date : May 1, 2005  
 Diagnostician : Mark Brinson

### RECOMMENDATION

Resample at the next service interval to monitor.

Sample Date	11/21/04	12/29/04	03/05/05	Current	UOM
Time on Unit	14	18	22.1	25.1	hrs
Time on Oil	2.4	4	3.5	3	hrs
Time on Fltr	2.4	4	3.5	3	hrs
Oil Maint.	n/a	changed	changed	changed	---
Filter Maint.	n/a	changed	changed	changed	---

### CONTAMINATION

There is no indication of any contamination in the component.

Sample Date	11/21/04	12/29/04	03/05/05	Current	Abn
Silicon	4.7	5.6	3.3	2.5	
Potassium	0.0	0.0	0.0	0.0	
Sodium	2.6	5.2	1.4	1.3	
Fuel (%)	<2.0	<2.0	<2.0	<2.0	
Glycol	---	---	---	---	
Water (%)	<0.1	<0.1	<0.1	<0.1	
Soot (%)	0	0	0	0	
Sulfation	10	7	13	13	
Nitration	0	0	0	0	

### WEAR

All component wear rates are normal. Lead noted as fuel additive.

Sample Date	11/21/04	12/29/04	03/05/05	Current	Abn
Iron	10	12	7.6	5.1	---
Nickel	0.6	1.7	0.4	0.6	---
Chromium	1.0	1.4	0.8	0.4	---
Titanium	2.3	2.1	5.0	2.8	---
Copper	1.4	1.6	1.9	1.1	---
Aluminum	12	7.6	5.5	3.8	---
Tin	0.0	0.0	0.0	0.4	---
Lead	595	401	622	560	---
Silver	0.0	0.0	0.0	0.0	---

### OIL CONDITION

Oil Type: 22 QTS of CASTROL GTX 20W50

The condition of the oil is acceptable for the time in service.

Sample Date	11/21/04	12/29/04	03/05/05	Current	Base
Boron	2.7	9.0	1.5	1.3	
Barium	0.3	0.9	0.0	0.0	
Calcium	1959	1930	1526	1547	
Magnesium	24	50	8.0	6.5	
Molybdenum	4.8	3.3	0.9	0.2	
Sodium	2.6	5.2	1.4	1.3	
Phosphorus	973	1060	724	758	
Sulfur	7252	6901	5791	4936	
Zinc	961	1064	756	742	
Visc@40°C	---	---	---	---	153
Visc@100°C	17.55	18.26	17.57	15.82	19.1
Oxidation	85	80	85	90	---

# CHASSIS SETUP SHEET

**DATE:** 6-17-05  
**CAR:** BGN Thunderbird - #11  
**TRACK:** WATKINS GLEN  
**WEATHER:** \_\_\_\_\_  
**TEMPERATURE:** \_\_\_\_\_

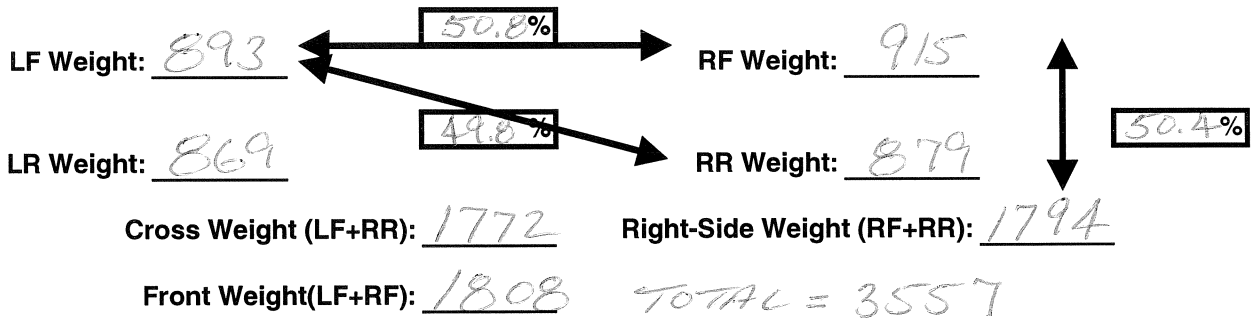
<b>LF</b>	
Tire Pressure:	<u>30 PSI</u>
Tire Size:	<u>D5704</u>
Shock Compression:	<u>160</u>
Shock Rebound:	<u>350</u>
Spring Rate:	<u>800#</u>
Camber:	<u>-3.0°</u>
Caster:	<u>+4.0°</u>
Ride Height:	<u>5 3/8"</u>

<b>RF</b>	
Tire Pressure:	<u>30 PSI</u>
Tire Size:	<u>D5704</u>
Shock Compression:	<u>160</u>
Shock Rebound:	<u>350</u>
Spring Rate:	<u>800#</u>
Camber:	<u>-2.75°</u>
Caster:	<u>+4.0°</u>
Ride Height:	<u>5 1/2"</u>

**Front Brake Bias:** FRONT (530) REAR (500)      W/DRIVER  
**Front Toe-Out:** 1/8"      @ 230 lbs  
**Front Sway Bar:** 1.25 HOLLOW (NEUTRAL)  
**Rear End Ratio:** 4.11:1  
**Fuel Level:** FULL  
FRONT VALENCE: 4 1/4"

<b>LR</b>	
Tire Pressure:	<u>30 PSI</u>
Tire Size:	<u>D5704</u>
Shock Compression:	<u>110</u>
Shock Rebound:	<u>275</u>
Spring Rate:	<u>250#</u>
Camber:	<u>-1.5°</u>
Ride Height:	<u>6 1/2"</u>

<b>RR</b>	
Tire Pressure:	<u>30 PSI</u>
Tire Size:	<u>D5704</u>
Shock Compression:	<u>110</u>
Shock Rebound:	<u>275</u>
Spring Rate:	<u>250#</u>
Camber:	<u>-1.5°</u>
Ride Height:	<u>6 3/4"</u>



- NOTES:** MOVED 46 lbs TO REAR OF RS FRAME RAIL
- \* TOTAL WEIGHT W/DRIVER = 3557#      DRIVER = 230#
- \* HOBBS = 47.1
- \* CHANGED OIL & FILTER
- \* INSTALLED 800# FRONT SPRINGS  
- ADDED A TOTAL OF 8 TURNS TO FRONT TO GET  
RIDE RESULT



Track/Event: Watkins Glen, NY: HSR: Practice

Date: 6/17/05

Time: 10:10 a.m.

Weather & Conditions: 64% RH 58-4°F Sunny & Windy  
↳ ending temp: 64.4°F

### Lap Times:

- |   |                                 |
|---|---------------------------------|
| 1) <u>2</u> (m) <u>29</u> . <u>87</u> (s)                 | 11) _____ (m) _____ . _____ (s) |
| 2) <u>2</u> (m) <u>23</u> . <u>27</u> (s)                 | 12) _____ (m) _____ . _____ (s) |
| 3) <u>2</u> (m) <u>20</u> . <u>73</u> (s)                 | 13) _____ (m) _____ . _____ (s) |
| 4) <u>2</u> (m) <u>19</u> . <u>90</u> (s)                 | 14) _____ (m) _____ . _____ (s) |
| 5) <u>2</u> (m) <u>12</u> . <u>54</u> (s)                 | 15) _____ (m) _____ . _____ (s) |
| 6) <u>2</u> (m) <u>09</u> . <u>73</u> (s)                 | 16) _____ (m) _____ . _____ (s) |
| 7) <u>2</u> (m) <u>09</u> . <u>73</u> (s)                 | 17) _____ (m) _____ . _____ (s) |
| 8) <u>2</u> (m) <u>11</u> . <u>79</u> (s)                 | 18) _____ (m) _____ . _____ (s) |
| 9) <u>2</u> (m) <u>37</u> . <u>50</u> (s) <i>cooldown</i> | 19) _____ (m) _____ . _____ (s) |
| 10) _____ (m) _____ . _____ (s)                           | 20) _____ (m) _____ . _____ (s) |

### LEFT FRONT

Outside <u>123</u> °F	Middle <u>107</u> °F	Inside <u>105</u> °F
--------------------------	-------------------------	-------------------------

Cold: 23 (psi) Hot: 30 (psi)  
Rotor Temp: 301

### LEFT REAR

Outside <u>96</u> °F	Middle <u>100</u> °F	Inside <u>92</u> °F
-------------------------	-------------------------	------------------------

Cold: 19 (psi) Hot: 26 (psi)

Notes: Rotor Temp: 125

oil: 220  
water: 180

*Second session  
rained out*

### RIGHT FRONT

Inside <u>106</u> °F	Middle <u>111</u> °F	Outside <u>110</u> °F
-------------------------	-------------------------	--------------------------

Cold: 23 (psi) Hot: 32 (psi)  
Rotor Temp: 340

### RIGHT REAR

Inside <u>97</u> °F	Middle <u>91</u> °F	Outside <u>97</u> °F
------------------------	------------------------	-------------------------

Cold: 19 (psi) Hot: 26 (psi)

Rotor Temp: 185

HOBBS START: 47.1  
HOBBS STOP: 47.8

MILES: 30.6

TRANS TEMP: \_\_\_\_\_  
REAR TEMP: \_\_\_\_\_

BRAKE ROTOR TEMP (LF/RF): 301 / 340  
BRAKE ROTOR TEMP (LR/RR): 125 / 185

Track/Event: Watkins Glen, NY: HSR: ~~Qualifying Race~~  
 Date: 6/18/05 Time: 10:10 a.m. Practice  
 Weather & Conditions: Misty, Cold, Wet

**Lap Times:**

- |   |                                 |
|---|---------------------------------|
| 1) <u>3</u> (m) <u>13</u> . <u>06</u> (s) | 11) _____ (m) _____ . _____ (s) |
| 2) <u>2</u> (m) <u>47</u> . <u>75</u> (s) | 12) _____ (m) _____ . _____ (s) |
| 3) <u>2</u> (m) <u>42</u> . <u>46</u> (s) | 13) _____ (m) _____ . _____ (s) |
| 4) <u>2</u> (m) <u>36</u> . <u>04</u> (s) | 14) _____ (m) _____ . _____ (s) |
| 5) <u>2</u> (m) <u>34</u> . <u>58</u> (s) | 15) _____ (m) _____ . _____ (s) |
| 6) <u>2</u> (m) <u>43</u> . <u>75</u> (s) | 16) _____ (m) _____ . _____ (s) |
| 7) <u>3</u> (m) <u>15</u> . <u>12</u> (s) | 17) _____ (m) _____ . _____ (s) |
| 8) _____ (m) _____ . _____ (s)            | 18) _____ (m) _____ . _____ (s) |
| 9) _____ (m) _____ . _____ (s)            | 19) _____ (m) _____ . _____ (s) |
| 10) _____ (m) _____ . _____ (s)           | 20) _____ (m) _____ . _____ (s) |

**LEFT FRONT**

Outside <u>78</u> °F	Middle <u>84</u> °F	Inside <u>94</u> °F
----------------------------	---------------------------	---------------------------

Cold: 23 (psi) Hot: 30 (psi)

**RIGHT FRONT**

Inside <u>93</u> °F	Middle <u>88</u> °F	Outside <u>78</u> °F
---------------------------	---------------------------	----------------------------

Cold: 23 (psi) Hot: 29.5 (psi)

**LEFT REAR**

Outside <u>86</u> °F	Middle <u>76</u> °F	Inside <u>74</u> °F
----------------------------	---------------------------	---------------------------

Cold: 19 (psi) Hot: 23.5 (psi)

**RIGHT REAR**

Inside <u>87</u> °F	Middle <u>86</u> °F	Outside <u>86</u> °F
---------------------------	---------------------------	----------------------------

Cold: 19 (psi) Hot: 29.5 (psi)

**Notes:**

Water Temp: 180°  
 Oil Temp: 190°

HOBBS START: 47.8  
 HOBBS STOP: 48.3

MILES: 23.8

TRANS TEMP: \_\_\_\_\_  
 REAR TEMP: \_\_\_\_\_

BRAKE ROTOR TEMP (LF/RF): 333 / 276  
 BRAKE ROTOR TEMP (LR/RR): 187 / 183

Track/Event: Watkins Glen, NY: HSR: Race #1

Date: 6/18/05 Time: 3:10p.m.

Weather & Conditions: Overcast, Misty, 69% RH Temp. 61.5°F  
Wet track

Lap Times:

- |  |                         |
|--|-------------------------|
| 1) <u>4</u> (m) <u>07.52</u> (s)         | 11) _____ (m) _____ (s) |
| 2) <u>2</u> (m) <u>29.16</u> (s)         | 12) _____ (m) _____ (s) |
| 3) <u>2</u> (m) <u>22.50</u> (s)         | 13) _____ (m) _____ (s) |
| 4) <u>3</u> (m) <u>25.11</u> (s) Caution | 14) _____ (m) _____ (s) |
| 5) <u>3</u> (m) <u>01.98</u> (s) Caution | 15) _____ (m) _____ (s) |
| 6) <u>4</u> (m) <u>50.62</u> (s) caution | 16) _____ (m) _____ (s) |
| 7) <u>2</u> (m) <u>15.75</u> (s)         | 17) _____ (m) _____ (s) |
| 8) <u>4</u> (m) <u>02.16</u> (s)         | 18) _____ (m) _____ (s) |
| 9) _____ (m) _____ (s)                   | 19) _____ (m) _____ (s) |
| 10) _____ (m) _____ (s)                  | 20) _____ (m) _____ (s) |

LEFT FRONT

Outside <u>82</u> °F	Middle <u>86</u> °F	Inside <u>102</u> °F
-------------------------	------------------------	-------------------------

Cold: 23 (psi) Hot: 30 (psi)

RIGHT FRONT

Inside <u>80</u> °F	Middle <u>78</u> °F	Outside <u>78</u> °F
------------------------	------------------------	-------------------------

Cold: 23 (psi) Hot: 29 (psi)

LEFT REAR

Outside <u>89</u> °F	Middle <u>87</u> °F	Inside <u>94</u> °F
-------------------------	------------------------	------------------------

Cold: 19 (psi) Hot: 24 (psi)

RIGHT REAR

Inside <u>87</u> °F	Middle <u>83</u> °F	Outside <u>83</u> °F
------------------------	------------------------	-------------------------

Cold: 19 (psi) Hot: 24 (psi)

Notes: 180° Water Temp  
190° Oil Temp

HOBBS START: 48.3  
HOBBS STOP: 49.1

MILES: 27.2

1 lap race to the finish-most of race  
under caution

TRANS TEMP: \_\_\_\_\_  
REAR TEMP: \_\_\_\_\_

BRAKE ROTOR TEMP (LF/RF): 285 / 329  
BRAKE ROTOR TEMP (LR/RR): 156 / 164

Track/Event: Watkins Glen, NY HSR Race #2

Date: 6/19/05

Time: 2:30 p.m. 30 min. Race

Weather & Conditions: 76.2°F 47% RH Sunny & Hot

### Lap Times:

1) 3 (m) 53 . 34 (s)

2) 2 (m) 18 . 14 (s)

3) 2 (m) 15 . 11 (s)

4) 2 (m) 15 . 50 (s)

5) 2 (m) 13 . 75 (s)

6) 2 (m) 08 . 14 (s)

7) 2 (m) 08 . 11 (s)

8) 2 (m) 10 . 06 (s)

9) 2 (m) 11 . 00 (s)

10) 2 (m) 10 . 21 (s)

11) 2 (m) 10 . 65 (s)

12) 2 (m) 09 . 72 (s)

13) 2 (m) 10 . 46 (s)

14) 2 (m) 10 . 19 (s)

15) 2 (m) 11 . 31 (s)

16) 2 (m) 47 . 03 (s)

17) \_\_\_\_\_ (m) \_\_\_\_\_ . \_\_\_\_\_ (s)

18) \_\_\_\_\_ (m) \_\_\_\_\_ . \_\_\_\_\_ (s)

19) \_\_\_\_\_ (m) \_\_\_\_\_ . \_\_\_\_\_ (s)

20) \_\_\_\_\_ (m) \_\_\_\_\_ . \_\_\_\_\_ (s)

### LEFT FRONT

Outside	Middle	Inside
125.2 °F	125.4 °F	130.6 °F

Cold: 23 (psi) Hot: 33.5 (psi)

### RIGHT FRONT

Inside	Middle	Outside
121.3 °F	124.5 °F	117.2 °F

Cold: 23 (psi) Hot: 31 (psi)

### LEFT REAR

Outside	Middle	Inside
130 °F	134 °F	134 °F

Cold: 19 (psi) Hot: 25 (psi)

### RIGHT REAR

Inside	Middle	Outside
138 °F	129.6 °F	132.2 °F

Cold: 19 (psi) Hot: 25 (psi)

### Notes:

Lap 5 passed Larry Carroll  
 oil: 220° On last lap passed  
 Water: 180° by John Cloud  
 TOTAL = 3.4 Hours  
 136 MILES

HOBBS START: 49.1

HOBBS STOP: 50.0

MILES: 54.4

TRANS TEMP: \_\_\_\_\_

REAR TEMP: \_\_\_\_\_

BRAKE ROTOR TEMP (LF/RF): 453 / 373

BRAKE ROTOR TEMP (LR/RR): 244 / 266

# Group 8 Practice 1

Joni Phillips Lefter  
1520 Beach Dr. NE  
St. Petersburg, FL 33704

2005 Watkins Glen at: Watkins Glen International (3.400 miles)

Date: 6/17/05

Results

Time: 10:10 AM

Pos.	No.	Name	Car Type	City	Class	Best	In	miles/h	2nd Best
1	12	Donald Soenen	98 Taurus, 5927	Saline	LSC	2:03.562	7	99.060	2:05.248
2	29	Gene Felton	02 Monte Carlo, 5	Rosw	LSC	2:03.720	2	98.933	2:05.759
3	2	John Cloud	94 Thunderbird, 5	Medin	HSC	2:04.198	7	98.552	2:05.198
4	144	Wayne Otto	99 Lumina, 5917	Wata	LSC	2:04.389	3	98.401	2:04.473
5	5	Dale Phelon	00 Monte Carlo, 5	Ferna	LSC	2:04.418	6	98.378	2:05.916
6	20	Brian Gill	02 Grand Prix, 59	Madis	BSC	2:06.370	7	96.858	2:07.413
7	77	Ed Bull	98 Taurus, 5927	Chapi	BSC	2:07.930	7	95.677	2:09.153
8	58	Lance Smith	74 Monza Nascar	Villan	VSC	2:07.981	6	95.639	2:08.725
9	7	Peter Wiederkehr	99 Monte Carlo, 5	Oberh	LSC	2:08.385	3	95.338	2:11.442
10	11	John Orzechows	97 Thunderbird, 5	Frede	BSC	2:09.569	6	94.467	2:09.787
11	38	John Branscomb	96 Monte Carlo, 5	Nottin	HSC	2:10.181	3	94.023	2:12.172
12	51	Tom Carson	99 Craftsman Tru	Luthe	TRK	2:11.898	6	92.799	2:12.403
13	00	Larry Carroll	96 Monte Carlo, 4	Montc	BSC	2:14.275	7	91.156	2:14.396
14	17	Edgar Otto	02 Monte Carlo, 5	Boca	LSC	2:14.762	7	90.827	2:17.808
15	01	George Brockma	75 Mustang II, 76	Freep	VSC	2:27.280	6	83.107	2:27.616
16	43	Kenn Funk	02 Intrepid, 5927	Glend	LSC	--:--:--	-	-	--:--:--
17	96	Pierre Mulacek	00 Monte Carlo, 5	The	LSC	--:--:--	-	-	--:--:--

CAR #43 NOT DETECTED

Chief of Timing & Scoring

Signed:

*Joni Phillips Lefter*  
6/17/05

# Group 8 Practice

Joni Phillips Lefter  
1520 Beach Dr. NE  
St. Petersburg, FL 33704

2005 Watkins Glen at: Watkins Glen International (3.400 miles)

Date: 6/18/05

Results

Time: 10:10 AM

Po	No.	Name	Car Type	City, State	CI	Best
1	144	Wayne Otto	99 Lumina, 5917	Watchung, NJ	LS	2:23.26
2	7	Peter Wiederkehr	99 Monte Carlo, 5927	Oberhasli,	LS	2:23.46
3	01	George Brockman	75 Mustang II, 7615	Freeport, ME	VS	2:29.06
4	11	John Orzechowski	97 Thunderbird, 5927	Frederick, MD	BS	2:34.71
5	43	Kenn Funk	02 Intrepid, 5927	Glendale, CA	LS	2:44.54
6	96	Pierre Mulacek	00 Monte Carlo, 5927	The Woodlands, TX	LS	3:04.55
7	00	Larry Carroll	96 Monte Carlo, 4264	Montchonin, DE	BS	--:--:--
8	2	John Cloud	94 Thunderbird, 5927	Medina, OH	HS	--:--:--
9	5	Dale Phelon	00 Monte Carlo, 5927	Fernandina Beach,	LS	--:--:--
10	12	Donald Soenen	98 Taurus, 5927	Saline, MI	LS	--:--:--
11	17	Edgar Otto	02 Monte Carlo, 5927	Boca Raton, FL	LS	--:--:--
12	20	Brian Gill	02 Grand Prix, 5927	Madison, AL	BS	--:--:--
13	29	Gene Felton	02 Monte Carlo, 5927	Roswell, GA	LS	--:--:--
14	38	John Branscombe	96 Monte Carlo, 5877	Nottingham, NH	HS	--:--:--
15	51	Tom Carson	99 Craftsman Truck Seri,	Lutherville, MD	TR	--:--:--
16	58	Lance Smith	74 Monza Nascar Super	Villanova, PA	VS	--:--:--
17	77	Ed Bull	98 Taurus, 5927	Chapin, SC	BS	--:--:--

Chief of Timing & Scoring:

Signed:

  
6-18-05

# Group 8 Qualifying Race 1

Joni Phillips Letter  
1520 Beach Dr. NE  
St. Petersburg, FL 33704

2005 Watkins Glen at: Watkins Glen International (3.400 miles)

Date: 6/18/05

Results

Time: 3:20 PM

Pos	No.	Name	Car Type	City, State	Cla	La	Best
1	12	Donald Soenen	98 Taurus, 5927	Saline, MI	LSC	6	2:03.71
2	2	John Cloud	94 Thunderbird, 5927	Medina, OH	HS	6	2:03.57
3	7	Peter Wiederkehr	99 Monte Carlo, 5927	Oberhasli,	LSC	6	2:10.84
4	20	Brian Gill	02 Grand Prix, 5927	Madison, AL	BS	6	2:10.72
5	51	Tom Carson	99 Craftsman Truck Ser	Lutherville, MD	TR	6	2:14.57
6	58	Lance Smith	74 Monza Nascar Supe	Villanova, PA	VS	6	2:10.82
7	00	Larry Carroll	96 Monte Carlo, 4264	Montchonin, DE	BS	6	2:13.53
8	11	John Orzechowski	97 Thunderbird, 5927	Frederick, MD	BS	6	2:15.80
9	01	George Brockman	75 Mustang II, 7615	Freeport, ME	VS	6	2:17.45
10	38	John Branscombe	96 Monte Carlo, 5877	Nottingham, NH	HS	6	2:15.02
11	96	Pierre Mulacek	00 Monte Carlo, 5927	The Woodlands, TX	LSC	6	2:24.17
12	43	Kenn Funk	02 Intrepid, 5927	Glendale, CA	LSC	6	2:27.64
13	17	Edgar Otto	02 Monte Carlo, 5927	Boca Raton, FL	LSC	3	2:22.00
14	29	Gene Felton	02 Monte Carlo, 5927	Roswell, GA	LSC	1	2:08.56
15	144	Wayne Otto	99 Lumina, 5917	Watchung, NJ	LSC	1	2:08.95
16	5	Dale Phelon	00 Monte Carlo, 5927	Fernandina Beach, FL	LSC	0	--:--:--
17	77	Ed Bull	98 Taurus, 5927	Chapin, SC	BS	0	--:--:--

Page 1, (Printed: 6/18/05 3:38 PM)

Best Time: 2:03.572  
Elapsed Time: 00:18:14

by: John Cloud in lap 6  
Margin of Victory: 0.143

Chief of Timing & Scoring:

Signed:

*Joni Phillips*  
6/18/05

# Group 8 Feature Race

Joni Phillips Letter  
1520 Beach Dr. NE  
St. Petersburg, FL 33704

2005 Watkins Glen at: Watkins Glen International (3.400 miles)

Date: 6/19/05

Results

Time: 2:15 PM

Pos	No.	Name	Car Type	City, State	Cla	La	Best
1	2	John Cloud	94 Thunderbird, 5927	Medina, OH	HS	15	2:00.13
2	58	Lance Smith	74 Monza Nascar Supe	Villanova, PA	VS	15	2:00.52
3	12	Donald Soenen	98 Taurus, 5927	Saline, MI	LSC	15	2:01.59
4	144	Wayne Otto	99 Lumina, 5917	Watchung, NJ	LSC	15	2:01.07
5	7	Peter Wiederkehr	99 Monte Carlo, 5927	Oberhasli,	LSC	15	2:02.50
6	20	Brian Gill	02 Grand Prix, 5927	Madison, AL	BS	15	2:02.43
7	17	Edgar Otto	02 Monte Carlo, 5927	Boca Raton, FL	LSC	15	2:05.15
8	38	John Branscombe	96 Monte Carlo, 5877	Nottingham, NH	HS	15	2:05.33
9	51	Tom Carson	99 Craftsman Truck Ser	Lutherville, MD	TR	14	2:09.83
10	11	John Orzechowski	97 Thunderbird, 5927	Frederick, MD	BS	14	2:08.01
11	77	Ed Bull	98 Taurus, 5927	Chapin, SC	LSC	14	2:10.96
12	00	Larry Carroll	96 Monte Carlo, 4264	Montchonin, DE	BS	14	2:11.38
13	43	Kenn Funk	02 Intrepid, 5927	Glendale, CA	LSC	14	2:11.78
14	96	Pierre Mulacek	00 Monte Carlo, 5927	The Woodlands, TX	LSC	14	2:06.62
15	01	George Brockman	75 Mustang II, 7615	Freeport, ME	VS	14	2:19.18
16	29	Gene Felton	02 Monte Carlo, 5927	Roswell, GA	LSC	0	--:--:--
17	5	Dale Phelon	00 Monte Carlo, 5927	Fernandina Beach, FL	LSC	0	--:--:--

age 1, (Printed: 6/19/05 2:48 PM)

Best Time: 2:00.139  
Elapsed Time: 00:30:45

by: John Cloud in lap 11  
Margin of Victory: 7.042

Chief of Timing & Scoring:

Signed:

*Kevin Belski*  
6/19/05





# MOBILE OIL ANALYSIS REPORT

CONTAMINATION  
WEAR  
OIL CONDITION

NORMAL
ATTENTION
NORMAL

## 11 - Front Gasoline Engine

Unit Make : FORD  
 Unit Model : THUNDERBIRD  
 Comp Make : FORD  
 Comp Model : 351 SV0

Serial No : JT012  
 Cust. Ref No. : {n/a}  
 Stub No. : WC-M1071046

Date Rec'd : Jun 28, 2005  
 Sample Date : Jun 19, 2005  
 Diagnostician : Mark Brinson

### RECOMMENDATION

Resample at the next service interval to monitor.

Sample Date	12/29/04	03/05/05	05/01/05	Current	UOM
Time on Unit	18	22.1	25.1	28.5	hrs
Time on Oil	4	3.5	3	3.4	hrs
Time on Fltr	4	3.5	3	3.4	hrs
Oil Maint.	changed	changed	changed	changed	---
Filter Maint.	changed	changed	changed	changed	---

### CONTAMINATION

There is no indication of any contamination in the component.

Sample Date	12/29/04	03/05/05	05/01/05	Current	Abn
Silicon	5.6	3.3	2.5	2.9	
Potassium	0.0	0.0	0.0	1.6	
Sodium	5.2	1.4	1.3	1.4	
Fuel (%)	<2.0	<2.0	<2.0	<2.0	
Glycol	---	---	---	---	
Water (%)	<0.1	<0.1	<0.1	<0.1	
Soot (%)	0	0	0	0	
Sulfation	7	13	13	13	
Nitration	0	0	0	0	

### WEAR

All component wear rates are normal. Lead noted as fuel additive.

Sample Date	12/29/04	03/05/05	05/01/05	Current	Abn
Iron	12	7.6	5.1	6.4	---
Nickel	1.7	0.4	0.6	0.6	---
Chromium	1.4	0.8	0.4	0.6	---
Titanium	2.1	5.0	2.8	4.2	---
Copper	1.6	1.9	1.1	1.8	---
Aluminum	7.6	5.5	3.8	7.8	---
Tin	0.0	0.0	0.4	0.0	---
Lead	401	622	560	799	---
Silver	0.0	0.0	0.0	0.0	---

### OIL CONDITION

Oil Type: 22 QTS of CASTROL GTX 20W50

The condition of the oil is acceptable for the time in service.

Sample Date	12/29/04	03/05/05	05/01/05	Current	Base
Boron	9.0	1.5	1.3	6.1	
Barium	0.9	0.0	0.0	0.5	
Calcium	1930	1526	1547	1651	
Magnesium	50	8.0	6.5	6.4	
Molybdenum	3.3	0.9	0.2	0.9	
Sodium	5.2	1.4	1.3	1.4	
Phosphorus	1060	724	758	768	
Sulfur	6901	5791	4936	4843	
Zinc	1064	756	742	721	
Visc@40°C	---	---	---	---	153
Visc@100°C	18.26	17.57	15.82	15.44	19.1
Oxidation	80	85	90	90	---

Track/Event: HSR Stock Car Spectacular / VIR

Date: 7/8/05 Time: 1:00p.m.

Weather & Conditions: Sunny, Hot 89°

### Lap Times:

- 1) 2 (m) 32 . 46 (s)
- 2) 2 (m) 21 . 13 (s)
- 3) 2 (m) 13 . 10 (s)
- 4) 2 (m) 15 . 00 (s)
- 5) 2 (m) 11 . 10 (s)
- 6) 2 (m) 09 . 76 (s)
- 7) 2 (m) 11 . 54 (s)
- 8) 2 (m) 10 . 35 (s)
- 9) 2 (m) 10 . 38 (s)
- 10) 2 (m) 10 . 21 (s)

- 11) 2 (m) 14 . 36 (s)
- 12) 2 (m) 42 . 00 (s)
- 13) \_\_\_\_\_ (m) \_\_\_\_\_ . \_\_\_\_\_ (s)
- 14) \_\_\_\_\_ (m) \_\_\_\_\_ . \_\_\_\_\_ (s)
- 15) \_\_\_\_\_ (m) \_\_\_\_\_ . \_\_\_\_\_ (s)
- 16) \_\_\_\_\_ (m) \_\_\_\_\_ . \_\_\_\_\_ (s)
- 17) \_\_\_\_\_ (m) \_\_\_\_\_ . \_\_\_\_\_ (s)
- 18) \_\_\_\_\_ (m) \_\_\_\_\_ . \_\_\_\_\_ (s)
- 19) \_\_\_\_\_ (m) \_\_\_\_\_ . \_\_\_\_\_ (s)
- 20) \_\_\_\_\_ (m) \_\_\_\_\_ . \_\_\_\_\_ (s)

### LEFT FRONT

Outside	Middle	Inside
<u>125.0</u> °F	<u>136.6</u> °F	<u>140.0</u> °F

Cold: 23 (psi) Hot: 31 (psi)

### RIGHT FRONT

Inside	Middle	Outside
<del>143</del> <u>143</u> °F	<u>128.1</u> °F	<u>122.0</u> °F

Cold: 23 (psi) Hot: 30 (psi)

### LEFT REAR

Outside	Middle	Inside
<u>136.8</u> °F	<u>136.8</u> °F	<u>134.3</u> °F

Cold: 19 (psi) Hot: 23 (psi)

### RIGHT REAR

Inside	Middle	Outside
<u>136.0</u> °F	<u>132.6</u> °F	<u>131.6</u> °F

Cold: 19 (psi) Hot: 24.5 (psi)

### Notes:

HOBBS START: 50.5  
HOBBS STOP: 51.4

MILES: 39

<sup>oil</sup> TRANS TEMP: 200

water REAR TEMP: 180

BRAKE ROTOR TEMP (LF/RF): 343 / 379  
BRAKE ROTOR TEMP (LR/RR): 215 / 196

Track/Event: VIR/HSR Stock Car Spectacular

Date: 7/8/05

Time: 3:25 p.m.

Weather & Conditions: Sunny, hot 89°

Lap Times:

- 1) 3 (m) 23.55 (s)
- 2) 2 (m) 11.60 (s)
- 3) 2 (m) 09.67 (s)
- 4) 2 (m) 09.73 (s)
- 5) 2 (m) 12.48 (s)
- 6) 2 (m) 11.79 (s)
- 7) 2 (m) 09.27 (s)
- 8) 2 (m) 14.08 (s)
- 9) 2 (m) 48.79 (s)
- 10) \_\_\_\_\_ (m) \_\_\_\_\_ (s)

- 11) \_\_\_\_\_ (m) \_\_\_\_\_ (s)
- 12) \_\_\_\_\_ (m) \_\_\_\_\_ (s)
- 13) \_\_\_\_\_ (m) \_\_\_\_\_ (s)
- 14) \_\_\_\_\_ (m) \_\_\_\_\_ (s)
- 15) \_\_\_\_\_ (m) \_\_\_\_\_ (s)
- 16) \_\_\_\_\_ (m) \_\_\_\_\_ (s)
- 17) \_\_\_\_\_ (m) \_\_\_\_\_ (s)
- 18) \_\_\_\_\_ (m) \_\_\_\_\_ (s)
- 19) \_\_\_\_\_ (m) \_\_\_\_\_ (s)
- 20) \_\_\_\_\_ (m) \_\_\_\_\_ (s)

LEFT FRONT

Outside <u>169.4</u> °F	Middle <u>169.4</u> °F	Inside <u>176.5</u> °F
-------------------------------	------------------------------	------------------------------

Cold: 23 (psi) Hot: 30 (psi)

RIGHT FRONT

Inside <u>169.4</u> °F	Middle <u>154.3</u> °F	Outside <u>148.0</u> °F
------------------------------	------------------------------	-------------------------------

Cold: 23 (psi) Hot: 30 (psi)

LEFT REAR

Outside <u>176.5</u> °F	Middle <u>176.5</u> °F	Inside <u>141.6</u> °F
-------------------------------	------------------------------	------------------------------

Cold: 19 (psi) Hot: 23 (psi)

RIGHT REAR

Inside <u>139.7</u> °F	Middle <u>134.6</u> °F	Outside <u>137.8</u> °F
------------------------------	------------------------------	-------------------------------

Cold: 19 (psi) Hot: 24 (psi)

Notes:

HOBBS START: 51.4  
HOBBS STOP: 51.9

MILES: 29

<sup>oil</sup> TRANS TEMP: 210

<sup>water</sup> REAR TEMP: 180

BRAKE ROTOR TEMP (LF/RF): 374 / 381  
BRAKE ROTOR TEMP (LR/RR): 240 / 248

Track/Event: VIR/HSR Stock Car Spectacular 1hr Enduro

Date: 7/9/05 Time: 11:00 a.m.

Weather & Conditions: Sunny & Hot 95°F

### Lap Times:

- |  |   |
|--|---|
| 1) <u>4</u> (m) <u>13</u> . <u>65</u> (s)                                | 11) <u>2</u> (m) <u>11</u> . <u>65</u> (s)  |
| 2) <u>2</u> (m) <u>07</u> . <u>00</u> (s)                                | 12) <u>2</u> (m) <u>10</u> . <u>62</u> (s)  |
| 3) <u>2</u> (m) <u>12</u> . <u>63</u> (s)                                | 13) <u>2</u> (m) <u>11</u> . <u>96</u> (s)  |
| 4) <u>2</u> (m) <u>11</u> . <u>98</u> (s) <i>passed Larry</i>            | 14) <u>4</u> (m) <u>55</u> . <u>73</u> (s) <i>Pit Stop</i>  |
| 5) <u>2</u> (m) <u>07</u> . <u>33</u> (s) <i>passed Tom</i>              | 15) <u>4</u> (m) <u>32</u> . <u>00</u> (s)  |
| 6) <u>2</u> (m) <u>08</u> . <u>92</u> (s)                                | 16) <u>2</u> (m) <u>14</u> . <u>79</u> (s)  |
| 7) <u>2</u> (m) <u>09</u> . <u>64</u> (s)                                | 17) <u>4</u> (m) <u>30</u> . <u>63</u> (s) <i>← possible miss on timing due to pit discussion</i> |
| 8) <u>2</u> (m) <u>17</u> . <u>86</u> (s) <i>off turn 1 driver error</i> | 18) <u>2</u> (m) <u>17</u> . <u>27</u> (s)  |
| 9) <u>2</u> (m) <u>10</u> . <u>89</u> (s)                                | 19) <u>2</u> (m) <u>15</u> . <u>31</u> (s)  |
| 10) <u>2</u> (m) <u>08</u> . <u>46</u> (s)                               | 20) <u>2</u> (m) <u>16</u> . <u>37</u> (s)  |

→ see page # 2

### LEFT FRONT

Outside	Middle	Inside
167.5 °F	145.3 °F	152.2 °F

Cold: 23 (psi) Hot: 27 (psi)

### RIGHT FRONT

Inside	Middle	Outside
167.5 °F	150.9 °F	139.7 °F

Cold: 23 (psi) Hot: 28 (psi)

### LEFT REAR

Outside	Middle	Inside
143.8 °F	143.8 °F	146.3 °F

Cold: 19 (psi) Hot: 23 (psi)

### RIGHT REAR

Inside	Middle	Outside
155.0 °F	153.8 °F	146.3 °F

Cold: 19 (psi) Hot: 23 (psi)

### Notes:

- Added 5.5 gallons of gas on pit stop
- during pit stop Tire pressures in front decreased to 29
- final weight 3420
- Mandatory 5 minute pit stop
- After finished put in 16 gallons to fill it back up

HOBBS START: 51.9

HOBBS STOP: 53.1

MILES: 82

*oil* TRANS TEMP: 210

*water* REAR TEMP: 180

BRAKE ROTOR TEMP (LF/RF): 329 / 385

BRAKE ROTOR TEMP (LR/RR): 205 / 211

Track/Event: Enduro Continued

Date: 7/9/05

Time: 11:00am

Weather & Conditions: \_\_\_\_\_

### Lap Times:

- 21) 2 (m) 16 . 63 (s)
- 22) 2 (m) 18 . 69 (s)
- 23) 2 (m) 22 . 91 (s) *white flag*
- 24) 2 (m) 22 . 27 (s)
- 25) 3 (m) 01 . 05 (s)
- 26) \_\_\_\_\_ (m) \_\_\_\_\_ . \_\_\_\_\_ (s)
- 27) \_\_\_\_\_ (m) \_\_\_\_\_ . \_\_\_\_\_ (s)
- 28) \_\_\_\_\_ (m) \_\_\_\_\_ . \_\_\_\_\_ (s)
- 29) \_\_\_\_\_ (m) \_\_\_\_\_ . \_\_\_\_\_ (s)
- 30) \_\_\_\_\_ (m) \_\_\_\_\_ . \_\_\_\_\_ (s)

- 11) \_\_\_\_\_ (m) \_\_\_\_\_ . \_\_\_\_\_ (s)
- 12) \_\_\_\_\_ (m) \_\_\_\_\_ . \_\_\_\_\_ (s)
- 13) \_\_\_\_\_ (m) \_\_\_\_\_ . \_\_\_\_\_ (s)
- 14) \_\_\_\_\_ (m) \_\_\_\_\_ . \_\_\_\_\_ (s)
- 15) \_\_\_\_\_ (m) \_\_\_\_\_ . \_\_\_\_\_ (s)
- 16) \_\_\_\_\_ (m) \_\_\_\_\_ . \_\_\_\_\_ (s)
- 17) \_\_\_\_\_ (m) \_\_\_\_\_ . \_\_\_\_\_ (s)
- 18) \_\_\_\_\_ (m) \_\_\_\_\_ . \_\_\_\_\_ (s)
- 19) \_\_\_\_\_ (m) \_\_\_\_\_ . \_\_\_\_\_ (s)
- 20) \_\_\_\_\_ (m) \_\_\_\_\_ . \_\_\_\_\_ (s)

### LEFT FRONT

Outside	Middle	Inside
°F	°F	°F

Cold: \_\_\_\_\_ (psi) Hot: \_\_\_\_\_ (psi)

### RIGHT FRONT

Inside	Middle	Outside
°F	°F	°F

Cold: \_\_\_\_\_ (psi) Hot: \_\_\_\_\_ (psi)

### LEFT REAR

Outside	Middle	Inside
°F	°F	°F

Cold: \_\_\_\_\_ (psi) Hot: \_\_\_\_\_ (psi)

### RIGHT REAR

Inside	Middle	Outside
°F	°F	°F

Cold: \_\_\_\_\_ (psi) Hot: \_\_\_\_\_ (psi)

Notes:

HOBBS START: \_\_\_\_\_  
HOBBS STOP: \_\_\_\_\_

MILES: \_\_\_\_\_

TRANS TEMP: \_\_\_\_\_  
REAR TEMP: \_\_\_\_\_

BRAKE ROTOR TEMP (LF/RF): \_\_\_\_\_ / \_\_\_\_\_  
BRAKE ROTOR TEMP (LR/RR): \_\_\_\_\_ / \_\_\_\_\_

Track/Event: VIR / Qualifying Race - HSR Stock Car Spectacular

Date: 7/9/2005

Time: 3:45 p.m.

Weather & Conditions: Sunny, Hot 95°F RH 35%

### Lap Times:

- |   |                                 |
|---|---------------------------------|
| 1) <u>3</u> (m) <u>26</u> . <u>01</u> (s) | 11) _____ (m) _____ . _____ (s) |
| 2) <u>2</u> (m) <u>20</u> . <u>39</u> (s) | 12) _____ (m) _____ . _____ (s) |
| 3) <u>2</u> (m) <u>15</u> . <u>94</u> (s) | 13) _____ (m) _____ . _____ (s) |
| 4) <u>2</u> (m) <u>18</u> . <u>25</u> (s) | 14) _____ (m) _____ . _____ (s) |
| 5) <u>2</u> (m) <u>14</u> . <u>89</u> (s) | 15) _____ (m) _____ . _____ (s) |
| 6) <u>2</u> (m) <u>14</u> . <u>98</u> (s) | 16) _____ (m) _____ . _____ (s) |
| 7) <u>2</u> (m) <u>13</u> . <u>90</u> (s) | 17) _____ (m) _____ . _____ (s) |
| 8) <u>2</u> (m) <u>51</u> . <u>52</u> (s) | 18) _____ (m) _____ . _____ (s) |
| 9) _____ (m) _____ . _____ (s)            | 19) _____ (m) _____ . _____ (s) |
| 10) _____ (m) _____ . _____ (s)           | 20) _____ (m) _____ . _____ (s) |

### LEFT FRONT

Outside <u>171.4</u> °F	Middle <u>158.5</u> °F	Inside <u>169.0</u> °F
-------------------------------	------------------------------	------------------------------

Cold: 23 (psi) Hot: 28 (psi)

### RIGHT FRONT

Inside <u>171.4</u> °F	Middle <u>157.0</u> °F	Outside <u>97.1</u> °F
------------------------------	------------------------------	------------------------------

Cold: 23 (psi) Hot: 27 (psi)

### LEFT REAR

Outside <u>169</u> °F	Middle <u>148.3</u> °F	Inside <u>150.0</u> °F
-----------------------------	------------------------------	------------------------------

Cold: 19 (psi) Hot: 28 (psi)

### RIGHT REAR

Inside <u>145.0</u> °F	Middle <u>146.1</u> °F	Outside <u>150.0</u> °F
------------------------------	------------------------------	-------------------------------

Cold: 19 (psi) Hot: 22 (psi)

### Notes:

6 lap qualifying race - finish determined Sunday race <sup>start</sup> position

HOBBS START: 53.1  
HOBBS STOP: 53.6

MILES: 26

<sup>oil</sup> TRANS TEMP: 210

<sup>water</sup> REAR TEMP: 180

BRAKE ROTOR TEMP (LF/RF): 391 / 381  
BRAKE ROTOR TEMP (LR/RR): 236 / 220

Track/Event: VIR- HSR Stock Car Spectacular- RACE

Date: 7/10/2005

Time: 12:10 p.m. 30 MINS.

Weather & Conditions: Sunny, Hot 85.4° RH: 50%

### Lap Times:

- |  |  |
|--|--|
| 1) <u>3</u> (m) <u>36</u> . <u>96</u> (s)  | 11) <u>2</u> (m) <u>13</u> . <u>61</u> (s) |
| 2) <u>2</u> (m) <u>19</u> . <u>09</u> (s)  | 12) <u>2</u> (m) <u>13</u> . <u>40</u> (s) |
| 3) <u>2</u> (m) <u>10</u> . <u>98</u> (s)  | 13) <u>2</u> (m) <u>12</u> . <u>17</u> (s) |
| 4) <u>2</u> (m) <u>12</u> . <u>25</u> (s)  | 14) <u>2</u> (m) <u>15</u> . <u>38</u> (s) |
| 5) <u>2</u> (m) <u>09</u> . <u>79</u> (s)  | 15) <u>2</u> (m) <u>12</u> . <u>35</u> (s) |
| 6) <u>2</u> (m) <u>10</u> . <u>58</u> (s)  | 16) <u>2</u> (m) <u>59</u> . <u>20</u> (s) |
| 7) <u>2</u> (m) <u>10</u> . <u>38</u> (s)  | 17) _____ (m) _____ . _____ (s)            |
| 8) <u>2</u> (m) <u>10</u> . <u>56</u> (s)  | 18) _____ (m) _____ . _____ (s)            |
| 9) <u>2</u> (m) <u>10</u> . <u>56</u> (s)  | 19) _____ (m) _____ . _____ (s)            |
| 10) <u>2</u> (m) <u>11</u> . <u>13</u> (s) | 20) _____ (m) _____ . _____ (s)            |

### LEFT FRONT

Outside <u>157.6</u> °F	Middle <u>157.6</u> °F	Inside <u>155.8</u> °F
-------------------------------	------------------------------	------------------------------

Cold: 23 (psi) Hot: ~~23~~ 29 (psi)

### RIGHT FRONT

Inside <u>157.6</u> °F	Middle <u>147.2</u> °F	Outside <u>145.0</u> °F
------------------------------	------------------------------	-------------------------------

Cold: 23 (psi) Hot: 27.5 (psi)

### LEFT REAR

Outside <u>143.7</u> °F	Middle <u>142.9</u> °F	Inside <u>143.1</u> °F
-------------------------------	------------------------------	------------------------------

Cold: 19 (psi) Hot: 24 (psi)

### RIGHT REAR

Inside <u>136.3</u> °F	Middle <u>127.5</u> °F	Outside <u>140.2</u> °F
------------------------------	------------------------------	-------------------------------

Cold: 19 (psi) Hot: 23 (psi)

### Notes:



TOTAL MILES = 22.8  
 TOTAL TIME = 4.5

HOBBS START: 53.6  
 HOBBS STOP: 54.5

MILES: 52

TRANS TEMP: 210

oil  
water REAR TEMP: 180

BRAKE ROTOR TEMP (LF/RF): 325 / 312  
 BRAKE ROTOR TEMP (LR/RR): 211 / 197

# Group 8 Practice 1

Joni Phillips Lefter  
1520 Beach Dr. NE  
St. Petersburg, FL 33704

2005 VIR at: Virginia International Raceway (3.270 miles)

Date: 7/8/05

Results

Time: 8:30 AM

Po	No.	Name	Car Type	City, State	CI	Best
1	5	Dale Phelon	00 Monte Carlo, 5927	Fernandina Beach,	LS	1:57.43
2	30	Scott Murphy	93 Grand Prix, 5927	Thomasville, NC	HS	1:59.17
3	144	Wayne Otto	99 Lumina, 5917	Watchung, NJ	LS	2:00.87
4	44	Maurice Hull	88 Cutlass, 5868	High Point, NC	HS	2:01.76
5	2	John Cloud	94 Thunderbird, 5927	Wellington, OH	HS	2:02.19
6	6	John Finger	92 Thunderbird, 5917	Greenville, SC	HS	2:03.09
7	75	Jack Finch	91 Cutlass, 5917	Thomasville, NC	HS	2:03.88
8	12	Donald Soenen	98 Taurus, 5927	Saline, MI	LS	2:04.09
9	7	Peter Wiederkehr	99 Monte Carlo, 5927	Oberhasli,	LS	2:04.11
10	22	Ron Fariss	05 Monte Carlo, 5927	Lynchburg, VA	LS	2:05.35
11	51	Michael Goodman	90 Lumina, 5927	Alpharetta, GA	HS	2:05.39
12	95	Chris Liesfeld	03 Monte Carlo, 5794	Richmond, VA	LS	2:06.22
13	77	Clay Young	03 Monte Carlo, 5927	Columbus, GA	LS	2:06.91
14	17	Edgar Otto	02 Monte Carlo, 5927	Boca Raton, FL	LS	2:07.19
15	19	Bob Davis	04 Monte Carlo, 5960	Thaxton, VA	LS	2:08.93
16	25	David Lewis	89 Cutlass, 5917	Jacksonville, FL	HS	2:10.85
17	20	Brian Gill	02 Grand Prix, 5927	Madison, AL	BS	2:12.28
18	00	Larry Carroll	96 Monte Carlo, 4264	Montchonin, DE	BS	2:13.29
19	171	Marshall McLeod	03 Monte Carlo, 5794	Raleigh, NC	LS	2:13.72
20	51	Tom Carson	99 Craftsman Truck Seri,	Lutherville, MD	TR	2:14.49
21	7	Steve Dunn	05 Monte Carlo, 5794	Hanover, PA	LS	2:15.48
22	92	Kenneth Liesfeld	00 Monte Carlo, 5811	Montpelier, VA	LS	2:42.61
23	14	Aaron Dudley	05 Charger, 5927	Thomasville, NC	LS	--:--:--
24	96	John Goodson	05 Taurus, 5811	Tallahassee, FL	LS	--:--:--
25	71	Steven Graham	02 Taurus, 5811	Salisbury, NC	LS	--:--:--
26	6	Bill Bradford	88 T-Brid, 5927	Huntersville, NC	VS	--:--:--
27	11	John Orzechowski	97 Thunderbird, 5927	Frederick, MD	BS	--:--:--
28	90	Jack Lewis	02 Taurus, 5927	Norcross, GA	BS	--:--:--
29	97	Merlin Mitchell	97 Grand Prix, 5927	Tallahassee, FL	BS	--:--:--
30	16	Ron Read	04 Grand Prix, 5794	Fairfax, VA	LS	--:--:--
31	1	James Thannum	95 Grand Prix, 4536	Germantown, TN	BS	--:--:--
32	11	Claude Thornhill	92 Thunderbird, 5927	New Smyrna Beach	HS	--:--:--
33	51	John Ware	02 Intrepid, 5927	Lincoln, RI	BS	--:--:--

\* Did Not Hit - #14

#92 - quit after 10 minutes

Chief of Timing & Scoring:

Signed:

*Keri Bell*  
7/8/05



# Group 8 Practice 2

Joni Phillips Letter  
1520 Beach Dr. NE  
St. Petersburg, FL 33704

2005 VIR at: Virginia International Raceway (3.270 miles)

Date: 7/8/05

Results

Time: 1:00 PM

Po	No.	Name	Car Type	City, State	Clas	Best
1	30	Scott Murphy	93 Grand Prix, 5927	Thomasville, NC	HSC	1:58.441
2	2	John Cloud	94 Thunderbird, 5927	Wellington, OH	HSC	1:58.655
3	12	Donald Soenen	98 Taurus, 5927	Saline, MI	LSC	1:59.505
4	44	Maurice Hull	88 Cutlass, 5868	High Point, NC	HSC	1:59.946
5	5	Dale Phelon	00 Monte Carlo, 5927	Fernandina Beach, FL	LSC	2:00.299
6	90	Jack Lewis	02 Taurus, 5927	Norcross, GA	BSC	2:00.828
7	144	Wayne Otto	99 Lumina, 5917	Watchung, NJ	LSC	2:01.108
8	75	Jack Finch	91 Cutlass, 5917	Thomasville, NC	HSC	2:01.549
9	17	Edgar Otto	02 Monte Carlo, 5927	Boca Raton, FL	LSC	2:01.876
10	14	Aaron Dudley	05 Charger, 5927	Thomasville, NC	LSC	2:01.910
11	6	John Finger	92 Thunderbird, 5917	Greenville, SC	HSC	2:03.084
12	151	Rick Ware	02 Intrepid, 5927	Lincoln, RI	BSC	2:03.268
13	7	Peter Wiederkehr	99 Monte Carlo, 5927	Oberhasli,	LSC	2:03.426
14	96	John Goodson	05 Taurus, 5811	Tallahassee, FL	LSC	2:04.240
15	77	Clay Young	03 Monte Carlo, 5927	Columbus, GA	LSC	2:05.151
16	51	Michael Goodman	90 Lumina, 5927	Alpharetta, GA	HSC	2:05.416
17	95	Chris Liesfeld	03 Monte Carlo, 5794	Richmond, VA	LSC	2:05.722
18	92	Kenneth Liesfeld	00 Monte Carlo, 5811	Montpelier, VA	LSC	2:06.079
19	20	Brian Gill	02 Grand Prix, 5927	Madison, AL	BSC	2:06.711
20	171	Marshall McLeod	03 Monte Carlo, 5794	Raleigh, NC	LSC	2:07.988
21	19	Bob Davis	04 Monte Carlo, 5960	Thaxton, VA	LSC	2:08.199
22	11	John Orzechowski	97 Thunderbird, 5927	Frederick, MD	BSC	2:09.538
23	25	David Lewis	89 Cutlass, 5917	Jacksonville, FL	HSC	2:09.622
24	16	Ron Read	04 Grand Prix, 5794	Fairfax, VA	LSC	2:09.871
25	51	Tom Carson	99 Craftsman Truck Seri, 592	Lutherville, MD	TRK	2:11.331
26	7	Steve Dunn	05 Monte Carlo, 5794	Hanover, PA	LSC	2:11.838
27	71	Steven Graham	02 Taurus, 5811	Salisbury, NC	LSC	2:12.302
28	00	Larry Carroll	96 Monte Carlo, 4264	Montchonin, DE	BSC	2:13.788
29	97	Merlin Mitchell	97 Grand Prix, 5927	Tallahassee, FL	BSC	2:20.267
30	6	Bill Bradford	88 T-Brid, 5927	Huntersville, NC	VSC	2:34.376
31	1	James Thannum	95 Grand Prix, 4536	Germantown, TN	BSC	2:41.813
32	51	John Ware	02 Intrepid, 5927	Lincoln, RI	BSC	--:--:--
33	11	Claude Thornhill	92 Thunderbird, 5927	New Smyrna Beach, FL	HSC	--:--:--
34	22	Ron Fariss	05 Monte Carlo, 5927	Lynchburg, VA	LSC	--:--:--

Chief of Timing & Scoring:

Signed:

*Kurt Belin*  
7/8/05

# Group 8 Qualifying

Joni Phillips Letter  
1520 Beach Dr. NE  
St. Petersburg, FL 33704

2005 VIR at: Virginia International Raceway (3.270 miles)

Date: 7/8/05

Results

Time: 3:25 PM

Po	No.	Name	Car Type	City, State	Clas	Best
1	5	Dale Phelon	00 Monte Carlo, 5927	Fernandina Beach, FL	LSC	1:57.908
2	30	Scott Murphy	93 Grand Prix, 5927	Thomasville, NC	HSC	1:58.029
3	2	John Cloud	94 Thunderbird, 5927	Wellington, OH	HSC	1:58.473
4	75	Jack Finch	91 Cutlass, 5917	Thomasville, NC	HSC	1:59.285
5	144	Wayne Otto	99 Lumina, 5917	Watchung, NJ	LSC	1:59.836
6	12	Donald Soenen	98 Taurus, 5927	Saline, MI	LSC	2:00.145
7	14	Aaron Dudley	05 Charger, 5927	Thomasville, NC	LSC	2:00.183
8	90	Jack Lewis	02 Taurus, 5927	Norcross, GA	BSC	2:00.289
9	17	Edgar Otto	02 Monte Carlo, 5927	Boca Raton, FL	LSC	2:01.291
10	44	Maurice Hull	88 Cutlass, 5868	High Point, NC	HSC	2:01.669
11	92	Kenneth Liesfeld	00 Monte Carlo, 5811	Montpelier, VA	LSC	2:02.468
12	77	Clay Young	03 Monte Carlo, 5927	Columbus, GA	LSC	2:02.609
13	151	Rick Ware	02 Intrepid, 5927	Lincoln, RI	BSC	2:03.212
14	51	Michael Goodman	90 Lumina, 5927	Alpharetta, GA	HSC	2:03.611
15	7	Peter Wiederkehr	99 Monte Carlo, 5927	Oberhasli,	LSC	2:04.527
16	95	Chris Liesfeld	03 Monte Carlo, 5794	Richmond, VA	LSC	2:04.619
17	19	Bob Davis	04 Monte Carlo, 5960	Thaxton, VA	LSC	2:05.024
18	20	Brian Gill	02 Grand Prix, 5927	Madison, AL	BSC	2:05.719
19	22	Ron Fariss	05 Monte Carlo, 5927	Lynchburg, VA	LSC	2:05.979
20	171	Marshall McLeod	03 Monte Carlo, 5794	Raleigh, NC	LSC	2:06.095
21	71	Steven Graham	02 Taurus, 5811	Salisbury, NC	LSC	2:09.232
22	51	Tom Carson	99 Craftsman Truck Seri, 592	Lutherville, MD	TRK	2:09.664
23	11	John Orzechowski	97 Thunderbird, 5927	Frederick, MD	BSC	2:09.705
24	7	Steve Dunn	05 Monte Carlo, 5794	Hanover, PA	LSC	2:10.906
25	16	Ron Read	04 Grand Prix, 5794	Fairfax, VA	LSC	2:11.386
26	25	David Lewis	89 Cutlass, 5917	Jacksonville, FL	HSC	2:12.750
27	00	Larry Carroll	96 Monte Carlo, 4264	Montchonin, DE	BSC	2:13.392
28	97	Merlin Mitchell	97 Grand Prix, 5927	Tallahassee, FL	BSC	2:17.042
29	1	James Thannum	95 Grand Prix, 4536	Germantown, TN	BSC	2:24.038
30	6	Bill Bradford	88 T-Brid, 5927	Huntersville, NC	VSC	2:29.205
31	51	John Ware	02 Intrepid, 5927	Lincoln, RI	BSC	--:--:--
32	11	Claude Thornhill	92 Thunderbird, 5927	New Smyrna Beach, FL	HSC	--:--:--
33	6	John Finger	92 Thunderbird, 5917	Greenville, SC	HSC	--:--:--
34	96	John Goodson	05 Taurus, 5811	Tallahassee, FL	LSC	--:--:--

Chief of Timing & Scoring:

Signed:

*Kui Belin*  
7/8/05

# Group 8 Enduro Race

Joni Phillips Letter  
1520 Beach Dr. NE  
St. Petersburg, FL 33704

2005 VIR at: Virginia International Raceway (3.270 miles)

Date: 7/9/05

Results

Time: 11:00 AM

Pos.	No.	Name	Car Type	City, State	Clas	Lap	Best
1	2	John Cloud	94 Thunderbird, 5927	Wellington, OH	HSC	27	1:59.143
2	5	Dale Phelon	00 Monte Carlo, 5927	Fernandina Beach, FL	LSC	27	1:58.119
3	90	Jack Lewis	02 Taurus, 5927	Norcross, GA	BSC	27	2:01.412
4	44	Maurice Hull	88 Cutlass, 5868	High Point, NC	HSC	27	2:01.447
5	14	Aaron Dudley	05 Charger, 5927	Thomasville, NC	LSX	26	2:01.557
6	151	John Ware	02 Intrepid, 5927	Lincoln, RI	BSC	26	2:03.279
7	95	Chris Liesfeld	03 Monte Carlo, 5794	Richmond, VA	LSX	26	2:04.020
8	20	Brian Gill	02 Grand Prix, 5927	Madison, AL	BSC	25	2:05.873
9	22	Ron Fariss	05 Monte Carlo, 5927	Lynchburg, VA	LSX	25	2:02.941
10	51	Michael Goodman	90 Lumina, 5927	Alpharetta, GA	HSC	25	2:02.744
11	25	David Lewis	89 Cutlass, 5917	Jacksonville, FL	HSC	25	2:10.286
12	171	Marshall McLeod	03 Monte Carlo, 5794	Raleigh, NC	LSX	25	2:03.802
13	00	Larry Carroll	96 Monte Carlo, 4264	Montchonin, DE	BSC	25	2:09.657
14	11	John Orzechowski	97 Thunderbird, 5927	Frederick, MD	BSC	25	2:07.576
15	19	Bob Davis	04 Monte Carlo, 5960	Thaxton, VA	LSX	24	2:05.151
16	16	Ron Read	04 Grand Prix, 5794	Fairfax, VA	LSX	24	2:09.616
17	77	Clay Young	03 Monte Carlo, 5927	Columbus, GA	LSX	23	2:02.303
18	97	Merlin Mitchell	97 Grand Prix, 5927	Tallahassee, FL	BSC	23	2:17.146
19	7	Peter Wiederkehr	99 Monte Carlo, 5927	Oberhasli, CH	LSC	22	2:01.240
20	1	James Thannum	95 Grand Prix, 4536	Germantown, TN	BSC	22	2:21.663
21	7	Steve Dunn	05 Monte Carlo, 5794	Hanover, PA	LSX	22	2:10.774
22	71	Steven Graham	02 Taurus, 5811	Salisbury, NC	LSX	17	2:08.413
23	6	Bill Bradford	88 T-Brid, 5927	Huntersville, NC	VSC	17	2:28.990
24	144	Wayne Otto	99 Lumina, 5917	Watchung, NJ	LSC	15	2:01.152
25	51	Tom Carson	99 Craftsman Truck Seri, 592	Lutherville, MD	TRK	11	2:11.742
26	17	Edgar Otto	02 Monte Carlo, 5927	Boca Raton, FL	LSC	8	2:02.043
27	30	Scott Murphy	93 Grand Prix, 5927	Thomasville, NC	HSC	3	1:59.118
28	92	Kenneth Liesfeld	00 Monte Carlo, 5811	Montpelier, VA	LSX	1	2:06.396
29	12	Donald Soenen	98 Taurus, 5927	Saline, MI	LSC	0	--:--:--
30	11	Claude Thornhill	92 Thunderbird, 5927	New Smyrna Beach, FL	HSC	0	--:--:--
31	75	Jack Finch	91 Cutlass, 5917	Thomasville, NC	HSC	0	--:--:--
32	6	John Finger	92 Thunderbird, 5917	Greenville, SC	HSC	0	--:--:--
33	96	John Goodson	05 Taurus, 5811	Tallahassee, FL	LSX	0	--:--:--

*Kai Bala*  
7/9/05

ChronX Race Results

**Event:** 2005 VIR  
**Run:** Group 8 Enduro Race  
**Date:** 7/9/05  
**Time:** 11:00:00 AM

Pos.	No.	Name	Laps	Total	Diff. Time	Best Laptime	In Lap	Speed	Class	City, State	Car Type
1	2	John Cloud	27	59:49.5		01:59.1	3	88.547	HSC	Wellington, OH	94 Thunderbird, 5927
2	5	Dale Phelon	27	00:32.1	42.525	01:58.1	7	87.511	LSC	Fernandina Beach, FL	00 Monte Carlo, 5927
3	90	Jack Lewis	27	01:44.8	01:55.2	02:01.4	13	85.794	BSC	Norcross, GA	02 Taurus, 5927
4	44	Maurice Hull	27	01:56.1	02:06.6	02:01.4	9	85.531	HSC	High Point, NC	88 Cutlass, 5868
5	14	Aaron Dudley	26	01:13.2	-- 1 lap --	02:01.6	4	83.327	LSX	Thomasville, NC	05 Charger, 5927
6	151	John Ware	26	01:35.6	22.391	02:03.3	5	82.822	BSC	Lincoln, RI	02 Intrepid, 5927
7	95	Chris Liesfeld	26	01:51.7	38.589	02:04.0	15	82.460	LSX	Richmond, VA	03 Monte Carlo, 5794
8	20	Brian Gill	25	00:20.9	-- 2 laps --	02:05.9	7	81.278	BSC	Madison, AL	02 Grand Prix, 5927
9	22	Ron Fariss	25	00:35.4	14.476	02:02.9	4	80.954	LSX	Lynchburg, VA	05 Monte Carlo, 5927
10	51	Michael Goodman	25	00:46.4	25.489	02:02.7	8	80.710	HSC	Alpharetta, GA	90 Lumina, 5927
11	25	David Lewis	25	00:48.1	27.17	02:10.3	7	80.672	HSC	Jacksonville, FL	89 Cutlass, 5917
12	171	Marshall McLeod	25	00:48.3	27.395	02:03.8	11	80.667	LSX	Raleigh, NC	03 Monte Carlo, 5794
13	00	Larry Carroll	25	01:05.9	44.998	02:09.7	9	80.280	BSC	Montchomin, DE	96 Monte Carlo, 4264
14	11	John Orzechowski	25	01:12.1	51.197	02:07.6	4	80.145	BSC	Frederick, MD	97 Thunderbird, 5927
15	19	Bob Davis	24	56:15.9	-- 3 laps --	02:05.2	17	83.689	LSX	Thaxton, VA	04 Monte Carlo, 5960
16	16	Ron Read	24	01:13.8	04:57.9	02:09.6	8	76.903	LSX	Fairfax, VA	04 Grand Prix, 5794
17	77	Clay Young	23	55:02.6	-- 4 laps --	02:02.3	2	81.983	LSX	Columbus, GA	03 Monte Carlo, 5927
18	97	Merlin Mitchell	23	00:33.7	05:31.1	02:17.1	16	74.513	BSC	Tallahassee, FL	97 Grand Prix, 5927
19	7	Peter Wiederkehr	22	47:48.5	-- 5 laps --	02:01.2	4	90.286	LSC	Obernasli, CH	99 Monte Carlo, 5927
20	1	James Thannum	22	59:38.1	11:49.6	02:21.7	15	72.380	BSC	Germantown, TN	95 Grand Prix, 4536
21	7	Steve Dunn	22	01:51.6	14:03.1	02:10.8	2	69.777	LSX	Hanover, PA	05 Monte Carlo, 5794
22	71	Steven Graham	17	44:46.9	-- 10 laps --	02:08.4	3	74.481	LSX	Salisbury, NC	02 Taurus, 5811
23	6	Bill Bradford	17	01:19.9	16:33.0	02:29.0	15	54.383	VSC	Huntersville, NC	88 T-Brid, 5927
24	144	Wayne Otto	15	30:56.5	-- 12 laps --	02:01.2	13	95.113	LSC	Watchung, NJ	99 Lumina, 5917
25	51	Tom Carson	11	24:41.3	-- 19 laps --	02:11.7	4	87.415	TRK	Lutherville, MD	99 Craftsman Truck Seri, 5927
26	17	Edgar Otto	8	16:42.9	-- 19 laps --	02:02.0	7	93.905	LSC	Boca Raton, FL	02 Monte Carlo, 5927
27	30	Scott Murphy	3	06:01.7	-- 24 laps --	01:59.1	3	97.632	HSC	Thomasville, NC	93 Grand Prix, 5927
28	92	Kenneth Liesfeld	1	03:37.2	-- 26 laps --	02:06.4	1	54.209	LSX	Montpelier, VA	00 Monte Carlo, 5811
29	12	Donald Soenen	0	00:00.0	-- 27 laps --	---	-	-	LSC	Saline, MI	98 Taurus, 5927
30	11	Claude Thornhill	0	00:00.0	---	---	-	-	HSC	New Smyrna Beach, FL	92 Thunderbird, 5927
31	75	Jack Finch	0	00:00.0	---	---	-	-	HSC	Thomasville, NC	91 Cutlass, 5917
32	6	John Finger	0	00:00.0	---	---	-	-	HSC	Greenville, SC	92 Thunderbird, 5917
33	96	John Goodson	0	00:00.0	---	---	-	-	LSX	Tallahassee, FL	05 Taurus, 5811

# Group 8 Historic Stock Car Race

Joni Phillips Letter  
1520 Beach Dr. NE  
St. Petersburg, FL 33704

2005 VIR at: Virginia International Raceway (3.270 miles)

Date: 7/9/05

Results

Time: 3:45 PM

Pos.	No.	Name	Car Type	City, State	Clas	Lap	Best
1	5	Dale Phelon	00 Monte Carlo, 5927	Fernandina Beach, FL	LSC	6	1:57.293
2	30	Scott Murphy	93 Grand Prix, 5927	Thomasville, NC	HSC	6	1:57.190
3	2	John Cloud	94 Thunderbird, 5927	Wellington, OH	HSC	6	2:00.075
4	44	Maurice Hull	88 Cutlass, 5868	High Point, NC	HSC	6	2:01.699
5	75	Jack Finch	91 Cutlass, 5917	Thomasville, NC	HSC	6	2:01.575
6	144	Wayne Otto	99 Lumina, 5917	Watchung, NJ	LSC	6	2:01.108
7	12	Donald Soenen	98 Taurus, 5927	Saline, MI	LSC	6	2:01.472
8	51	Michael Goodman	90 Lumina, 5927	Alpharetta, GA	HSC	6	2:03.798
9	7	Peter Wiederkehr	99 Monte Carlo, 5927	Oberhasli,	LSC	6	2:05.068
10	25	David Lewis	89 Cutlass, 5917	Jacksonville, FL	HSC	6	2:11.531
11	20	Brian Gill	02 Grand Prix, 5927	Madison, AL	BSC	6	2:12.187
12	11	John Orzechowski	97 Thunderbird, 5927	Frederick, MD	BSC	6	2:13.817
13	00	Larry Carroll	96 Monte Carlo, 4264	Montchonin, DE	BSC	6	2:14.645
14	97	Merlin Mitchell	97 Grand Prix, 5927	Tallahassee, FL	BSC	6	2:14.311
15	6	Bill Bradford	88 T-Brid, 5927	Huntersville, NC	VSC	4	2:31.574
16	171	Marshall McLeod	03 Monte Carlo, 5794	Raleigh, NC	LSC	3	2:06.212
17	17	Edgar Otto	02 Monte Carlo, 5927	Boca Raton, FL	LSC	2	2:11.431
18	11	Claude Thornhill	92 Thunderbird, 5927	New Smyrna Beach, FL	HSC	0	--:--:--
19	19	Bob Davis	04 Monte Carlo, 5960	Thaxton, VA	LSC	0	--:--:--
20	14	Aaron Dudley	05 Charger, 5927	Thomasville, NC	LSC	0	--:--:--
21	92	Kenneth Liesfeld	00 Monte Carlo, 5811	Montpelier, VA	LSC	0	--:--:--
22	95	Chris Liesfeld	03 Monte Carlo, 5794	Richmond, VA	LSC	0	--:--:--
23	151	John Ware	02 Intrepid, 5927	Lincoln, RI	BSC	0	--:--:--
24	6	John Finger	92 Thunderbird, 5917	Greenville, SC	HSC	0	--:--:--
25	77	Clay Young	03 Monte Carlo, 5927	Columbus, GA	LSC	0	--:--:--
26	7	Steve Dunn	05 Monte Carlo, 5794	Hanover, PA	LSC	0	--:--:--
27	22	Ron Fariss	05 Monte Carlo, 5927	Lynchburg, VA	LSC	0	--:--:--
28	96	John Goodson	05 Taurus, 5811	Tallahassee, FL	LSC	0	--:--:--
29	71	Steven Graham	02 Taurus, 5811	Salisbury, NC	LSC	0	--:--:--
30	51	Tom Carson	99 Craftsman Truck Seri, 592	Lutherville, MD	TRK	0	--:--:--
31	16	Ron Read	04 Grand Prix, 5794	Fairfax, VA	LSC	0	--:--:--
32	1	James Thannum	95 Grand Prix, 4536	Germantown, TN	BSC	0	--:--:--
33	90	Jack Lewis	02 Taurus, 5927	Norcross, GA	BSC	0	--:--:--

Chief of Timing & Scoring:

Signed:

*Kevin Belin*  
7/9/05

ChronX Race Results

**Event:** 2005 VIR  
**Run:** Group 8 Historic Stock Car Race 1  
**Date:** 7/9/05  
**Time:** 3:45:00 PM

Pos.	No.	Name	Laps	Total	Diff. Time	Best Laptime	In Lap	Speed	Class	City, State	Car Type
1	5	Dale Phelon	6	11:51.3		01:57.3	2	99.293	LSC	Fernandina Beach, FL	00 Monte Carlo, 5927
2	30	Scott Murphy	6	11:51.8	0.486	01:57.2	2	99.225	HSC	Thomasville, NC	93 Grand Prix, 5927
3	2	John Cloud	6	12:10.8	19.415	02:00.1	4	96.655	HSC	Wellington, OH	94 Thunderbird, 5927
4	44	Maurice Hull	6	12:16.8	25.46	02:01.7	4	95.862	HSC	High Point, NC	88 Cutlass, 5868
5	75	Jack Finch	6	12:17.4	26.022	02:01.6	4	95.789	HSC	Thomasville, NC	91 Cutlass, 5917
6	144	Wayne Otto	6	12:18.0	26.607	02:01.1	4	95.713	LSC	Watchung, NJ	99 Lumina, 5917
7	12	Donald Soenen	6	12:19.8	28.445	02:01.5	4	95.475	LSC	Saline, MI	98 Taurus, 5927
8	51	Michael Goodman	6	12:44.4	53.043	02:03.8	6	92.403	HSC	Alpharetta, GA	90 Lumina, 5927
9	7	Peter Wiederkehr	6	12:45.4	54.086	02:05.1	4	92.277	LSC	Oberhasli,	99 Monte Carlo, 5927
10	25	David Lewis	6	13:22.0	01:30.7	02:11.5	4	88.066	HSC	Jacksonville, FL	89 Cutlass, 5917
11	20	Brian Gill	6	13:38.6	01:47.3	02:12.2	6	86.279	BSC	Madison, AL	02 Grand Prix, 5927
12	11	John Orzechowski	6	13:40.0	01:48.6	02:13.8	6	86.137	BSC	Frederick, MD	97 Thunderbird, 5927
13	00	Larry Carroll	6	13:41.7	01:50.4	02:14.6	6	85.956	BSC	Montchonin, DE	96 Monte Carlo, 4264
14	97	Merlin Mitchell	6	13:46.6	01:55.3	02:14.3	6	85.444	BSC	Tallahassee, FL	97 Grand Prix, 5927
15	6	Bill Bradford	4	12:03.5	-- 2 laps --	02:31.6	2	65.088	VSC	Huntersville, NC	88 T-Brid, 5927
16	171	Marshall McLeod	3	06:32.3	-- 3 laps --	02:06.2	3	90.029	LSC	Raleigh, NC	03 Monte Carlo, 5794
17	17	Edgar Otto	2	04:37.7	-- 4 laps --	02:11.4	1	84.774	LSC	Boca Raton, FL	02 Monte Carlo, 5927
18	11	Claude Thornhill	0	00:00.0	-- 6 laps --		-	-	HSC	New Smyrna Beach, FL	92 Thunderbird, 5927
19	19	Bob Davis	0	00:00.0			-	-	LSCX	Thaxton, VA	04 Monte Carlo, 5960
20	14	Aaron Dudley	0	00:00.0			-	-	LSCX	Thomasville, NC	05 Charger, 5927
21	92	Kenneth Liesfeld	0	00:00.0			-	-	LSCX	Montpelier, VA	00 Monte Carlo, 5811
22	95	Chris Liesfeld	0	00:00.0			-	-	LSCX	Richmond, VA	03 Monte Carlo, 5794
23	151	John Ware	0	00:00.0			-	-	BSC	Lincoln, RI	02 Intrepid, 5927
24	6	John Finger	0	00:00.0			-	-	HSC	Greenville, SC	92 Thunderbird, 5917
25	77	Clay Young	0	00:00.0			-	-	LSCX	Columbus, GA	03 Monte Carlo, 5927
26	7	Steve Dunn	0	00:00.0			-	-	LSCX	Hanover, PA	05 Monte Carlo, 5794
27	22	Ron Fariss	0	00:00.0			-	-	LSCX	Lynchburg, VA	05 Monte Carlo, 5927
28	96	John Goodson	0	00:00.0			-	-	LSCX	Tallahassee, FL	05 Taurus, 5811
29	71	Steven Graham	0	00:00.0			-	-	LSCX	Salisbury, NC	02 Taurus, 5811
30	51	Tom Carson	0	00:00.0			-	-	TRK	Lutherville, MD	99 Craftsman Truck Seri, 5927
31	16	Ron Read	0	00:00.0			-	-	LSCX	Fairfax, VA	04 Grand Prix, 5794
32	1	James Thannum	0	00:00.0			-	-	BSC	Germentown, TN	95 Grand Prix, 4536
33	90	Jack Lewis	0	00:00.0			-	-	BSC	Norcross, GA	02 Taurus, 5927

# Group 8 Trophy Race

Joni Phillips Lefter  
1520 Beach Dr. NE  
St. Petersburg, FL 33704

2005 VIR at: Virginia International Raceway (3.270 miles)

Date: 7/10/05

Results

Time: 12:10 PM

Pos.	No.	Name	Car Type	City, State	Clas	Lap	Best
1	30	Scott Murphy	93 Grand Prix, 5927	Thomasville, NC	HSC	15	1:57.678
2	2	John Cloud	94 Thunderbird, 5927	Wellington, OH	HSC	15	1:59.937
3	75	Jack Finch	91 Cutlass, 5917	Thomasville, NC	HSC	15	2:00.368
4	12	Donald Soenen	98 Taurus, 5927	Saline, MI	LSC	15	2:01.398
5	7	Peter Wiederkehr	99 Monte Carlo, 5927	Oberhasli,	LSC	15	2:01.598
6	17	Edgar Otto	02 Monte Carlo, 5927	Boca Raton, FL	LSC	15	2:02.777
7	171	Marshall McLeod	03 Monte Carlo, 5794	Raleigh, NC	LSC	15	2:04.425
8	20	Brian Gill	02 Grand Prix, 5927	Madison, AL	BSC	15	2:04.762
9	25	David Lewis	89 Cutlass, 5917	Jacksonville, FL	HSC	14	2:06.097
10	00	Larry Carroll	96 Monte Carlo, 4264	Montchonin, DE	BSC	14	2:09.025
11	11	John Orzechowski	97 Thunderbird, 5927	Frederick, MD	BSC	14	2:09.992
12	97	Merlin Mitchell	97 Grand Prix, 5927	Tallahassee, FL	BSC	13	2:14.502
13	6	Bill Bradford	88 T-Brid, 5927	Huntersville, NC	VSC	12	2:27.658
14	44	Maurice Hull	88 Cutlass, 5868	High Point, NC	HSC	12	2:00.046
15	151	John Ware	02 Intrepid, 5927	Lincoln, RI	BSC	11	2:02.240
16	51	Michael Goodman	90 Lumina, 5927	Alpharetta, GA	HSC	11	2:01.598
17	144	Wayne Otto	99 Lumina, 5917	Watchung, NJ	LSC	10	1:59.648
18	5	Dale Phelon	00 Monte Carlo, 5927	Fernandina Beach, FL	LSC	6	1:57.489
19	7	Steve Dunn	05 Monte Carlo, 5794	Hanover, PA	LSC	0	--:--:--
20	22	Ron Fariss	05 Monte Carlo, 5927	Lynchburg, VA	LSC	0	--:--:--
21	90	Jack Lewis	02 Taurus, 5927	Norcross, GA	BSC	0	--:--:--
22	1	James Thannum	95 Grand Prix, 4536	Germantown, TN	BSC	0	--:--:--
23	16	Ron Read	04 Grand Prix, 5794	Fairfax, VA	LSC	0	--:--:--
24	11	Claude Thornhill	92 Thunderbird, 5927	New Smyrna Beach, FL	HSC	0	--:--:--
25	92	Kenneth Liesfeld	00 Monte Carlo, 5811	Montpelier, VA	LSC	0	--:--:--
26	95	Chris Liesfeld	03 Monte Carlo, 5794	Richmond, VA	LSC	0	--:--:--
27	96	John Goodson	05 Taurus, 5811	Tallahassee, FL	LSC	0	--:--:--
28	71	Steven Graham	02 Taurus, 5811	Salisbury, NC	LSC	0	--:--:--
29	19	Bob Davis	04 Monte Carlo, 5960	Thaxton, VA	LSC	0	--:--:--
30	6	John Finger	92 Thunderbird, 5917	Greenville, SC	HSC	0	--:--:--
31	77	Clay Young	03 Monte Carlo, 5927	Columbus, GA	LSC	0	--:--:--
32	51	Tom Carson	99 Craftsman Truck Seri, 592	Lutherville, MD	TRK	0	--:--:--
33	14	Aaron Dudley	05 Charger, 5927	Thomasville, NC	LSC	0	--:--:--

*Kui Baki*  
7/10/05

ChronX Race Results

Event: 2005 VIR  
 Run: Group 8 Historic Stock Car Race 2  
 Date: 7/10/05  
 Time: 12:10:00 PM

Pos.	No.	Name	Laps	Total	Diff. Time	Best Laptime	In Lap	Speed	Class	City, State	Car Type
1	30	Scott Murphy	15	30:02.9		01:57.7	6	97.942	HSC	Thomasville, NC	93 Grand Prix, 5927
2	2	John Cloud	15	30:24.3	21.354	01:59.9	9	96.796	HSC	Wellington, OH	94 Thunderbird, 5927
3	75	Jack Finch	15	30:37.1	34.176	02:00.4	3	96.120	HSC	Thomasville, NC	91 Cutlass, 5917
4	12	Donald Soenen	15	30:39.2	36.28	02:01.4	4	96.010	LSC	Saline, MI	98 Taurus, 5927
5	4	Peter Wiederkehr	15	30:55.2	52.342	02:01.6	7	95.179	LSC	Oberhasli,	99 Monte Carlo, 5927
6	17	Edgar Otto	15	31:28.4	01:25.5	02:02.8	6	93.506	LSC	Boca Raton, FL	02 Monte Carlo, 5927
7	171	Marshall McLeod	15	31:51.2	01:48.3	02:04.4	11	92.391	LSCX	Raleigh, NC	03 Monte Carlo, 5794
8	20	Brian Gill	15	31:59.5	01:56.6	02:04.8	10	91.992	BSC	Madison, AL	02 Grand Prix, 5927
9	25	David Lewis	14	30:11.8	-- 1 lap --	02:06.1	5	90.964	HSC	Jacksonville, FL	89 Cutlass, 5917
10	00	Larry Carroll	14	30:47.3	35.516	02:09.0	9	89.215	BSC	Montchomin, DE	96 Monte Carlo, 4264
11	11	John Orzechowski	14	30:54.4	42.573	02:10.0	4	88.875	BSC	Frederick, MD	97 Thunderbird, 5927
12	97	Merlin Mitchell	13	30:10.0	-- 2 laps --	02:14.5	4	84.548	BSC	Tallahassee, FL	97 Grand Prix, 5927
13	6	Bill Bradford	12	30:47.2	-- 3 laps --	02:27.7	4	76.474	VSC	Huntersville, NC	88 T-Brid, 5927
14	44	Maurice Hull	12	31:59.3	01:12.1	02:00.0	8	73.600	HSC	High Point, NC	88 Cutlass, 5868
15	151	John Ware	11	22:57.7	-- 4 laps --	02:02.2	8	93.990	BSC	Lincoln, RI	02 Intrepid, 5927
16	51	Michael Goodman	11	23:10.2	12.485	02:01.6	7	93.146	HSC	Alpharetta, GA	90 Lumina, 5927
17	144	Wayne Otto	10	30:05.3	-- 5 laps --	01:59.6	4	65.208	LSC	Watchung, NJ	99 Lumina, 5917
18	5	Dale Phelon	6	11:53.8	-- 9 laps --	01:57.5	6	98.959	LSC	Fernandina Beach, FL	00 Monte Carlo, 5927
19	7	Steve Dunn	0	00:00.0	-- 15 laps --		-	-	LSCX	Hanover, PA	05 Monte Carlo, 5794
20	22	Ron Farris	0	00:00.0			-	-	LSCX	Lynchburg, VA	05 Monte Carlo, 5927
21	90	Jack Lewis	0	00:00.0			-	-	BSC	Norcross, GA	02 Taurus, 5927
22	1	James Thannum	0	00:00.0			-	-	BSC	Germentown, TN	95 Grand Prix, 4536
23	16	Ron Read	0	00:00.0			-	-	LSCX	Fairfax, VA	04 Grand Prix, 5794
24	11	Claude Thornhill	0	00:00.0			-	-	HSC	New Smyrna Beach, FL	92 Thunderbird, 5927
25	92	Kenneth Liesfeld	0	00:00.0			-	-	LSCX	Montpelier, VA	00 Monte Carlo, 5811
26	95	Chris Liesfeld	0	00:00.0			-	-	LSCX	Richmond, VA	03 Monte Carlo, 5794
27	96	John Goodson	0	00:00.0			-	-	LSCX	Tallahassee, FL	05 Taurus, 5811
28	71	Steven Graham	0	00:00.0			-	-	LSCX	Salisbury, NC	02 Taurus, 5811
29	19	Bob Davis	0	00:00.0			-	-	LSCX	Thaxton, VA	04 Monte Carlo, 5960
30	6	John Finger	0	00:00.0			-	-	HSC	Greenville, SC	92 Thunderbird, 5917
31	77	Clay Young	0	00:00.0			-	-	LSCX	Columbus, GA	03 Monte Carlo, 5927
32	51	Tom Carson	0	00:00.0			-	-	TRK	Lutherville, MD	99 Craftsman Truck Seri, 5927
33	14	Aaron Dudley	0	00:00.0			-	-	LSCX	Thomasville, NC	05 Charger, 5927





# MOBILE OIL ANALYSIS REPORT

CONTAMINATION  
WEAR  
OIL CONDITION

<b>NORMAL</b>
<b>ATTENTION</b>
<b>NORMAL</b>

## 11 - Front Gasoline Engine

Unit Make : FORD  
 Unit Model : THUNDERBIRD  
 Comp Make : FORD  
 Comp Model : 351 SV0

Serial No : JT012  
 Cust. Ref No. : {n/a}  
 Stub No. : WC-M1046203

Date Rec'd : Jul 18, 2005  
 Sample Date : Jul 10, 2005  
 Diagnostician : Mark Brinson

### RECOMMENDATION

Resample at the next service interval to monitor.

Sample Date	03/05/05	05/01/05	06/19/05	Current	UOM
Time on Unit	22.1	25.1	28.5	33	hrs
Time on Oil	3.5	3	3.4	4.5	hrs
Time on Fltr	3.5	3	3.4	4.5	hrs
Oil Maint.	changed	changed	changed	changed	---
Filter Maint.	changed	changed	changed	changed	---

### CONTAMINATION

There is no indication of any contamination in the component.

Sample Date	03/05/05	05/01/05	06/19/05	Current	Abn
Silicon	3.3	2.5	2.9	2.5	
Potassium	0.0	0.0	1.6	0.0	
Sodium	1.4	1.3	1.4	4.1	
Fuel (%)	<2.0	<2.0	<2.0	<2.0	
Glycol	---	---	---	---	
Water (%)	<0.1	<0.1	<0.1	<0.1	
Soot (%)	0	0	0	0	
Sulfation	13	13	13	13	
Nitration	0	0	0	0	

### WEAR

All component wear rates are normal. Lead noted as fuel additive.

Sample Date	03/05/05	05/01/05	06/19/05	Current	Abn
Iron	7.6	5.1	6.4	4.1	---
Nickel	0.4	0.6	0.6	0.6	---
Chromium	0.8	0.4	0.6	0.3	---
Titanium	5.0	2.8	4.2	3.8	---
Copper	1.9	1.1	1.8	1.7	---
Aluminum	5.5	3.8	7.8	3.9	---
Tin	0.0	0.4	0.0	0.0	---
Lead	622	560	799	809	---
Silver	0.0	0.0	0.0	0.0	---

### OIL CONDITION

Oil Type: 22 QTS of CASTROL GTX 20W50

The condition of the oil is acceptable for the time in service.

Sample Date	03/05/05	05/01/05	06/19/05	Current	Base
Boron	1.5	1.3	6.1	7.5	
Barium	0.0	0.0	0.5	2.8	
Calcium	1526	1547	1651	1441	
Magnesium	8.0	6.5	6.4	7.5	
Molybdenum	0.9	0.2	0.9	0.7	
Sodium	1.4	1.3	1.4	4.1	
Phosphorus	724	758	768	669	
Sulfur	5791	4936	4843	3319	
Zinc	756	742	721	619	
Visc@40°C	---	---	---	---	153
Visc@100°C	17.57	15.82	15.44	16.51	19.1
Oxidation	85	90	90	90	---

# ENGINE MAINTENANCE WORKSHEET

DATE: 8-7-05  
 HOBBS: 54.5

HOT LASH SETTING: 0.016" - I / 0.020" - E  
 COLD LASH SETTING: 0.008" - I / 0.012" - E

	<u>Spring PSI</u>	<u>Lash HOT</u>	<u>Lash COLD</u>
#5 - E	_____	_____	<u>0.012</u>
#5 - I	<u>LOOSE</u>	<u>~0.002</u>	<u>0.008</u>
#6 - E	_____	_____	<u>0.012</u>
#6 - I	_____	_____	<u>0.008</u>
#7 - E	_____	_____	<u>0.012</u>
#7 - I	_____	_____	<u>0.008</u>
#8 - E	_____	_____	<u>0.012</u>
#8 - I	_____	_____	<u>0.008</u>

	<u>Spring PSI</u>	<u>Lash HOT</u>	<u>Lash COLD</u>
#1 - I	_____	_____	<u>0.008</u>
#1 - E	_____	_____	<u>0.012</u>
#2 - I	_____	_____	<u>0.008</u>
#2 - E	_____	_____	<u>0.012</u>
#3 - I	_____	_____	<u>0.008</u>
#3 - E	_____	_____	<u>0.012</u>
#4 - I	_____	_____	<u>0.008</u>
#4 - E	<u>LOOSE</u>	<u>~0.002</u>	<u>0.012</u>

	<u>LEAK DOWN PSI</u>	<u>COMP PSI</u>
#5	_____	_____
#6	_____	_____
#7	_____	_____
#8	_____	_____

	<u>LEAK DOWN PSI</u>	<u>COMP PSI</u>
#1	_____	_____
#2	_____	_____
#3	_____	_____
#4	_____	_____

NOTES: HOBBS = 54.5 ⇒ 54.9  
CHANGED OIL & FILTER WARMED-UP & SET ACCUSUMP  
LASHED VALVES COLD I = 0.008 E = 0.012  
#4 & #5 LOOSE ~ 0.002  
WARM-UP USED 1 GALLON ⇒ 0.4 HOURS

# CHASSIS SETUP SHEET

DATE: 9-2-05  
 CAR: BGN Thunderbird - #11  
 TRACK: VIR - FULL COURSE  
 WEATHER: \_\_\_\_\_  
 TEMPERATURE: \_\_\_\_\_

<b>LF</b>	
Tire Pressure:	<u>30 PSI</u>
Tire Size:	<u>D6830</u>
Shock Compression:	<u>160</u>
Shock Rebound:	<u>350</u>
Spring Rate:	<u>800#</u>
Camber:	<u>-2 3/4°</u>
Caster:	<u>+6 1/4°</u>
Ride Height:	<u>5 3/8"</u>

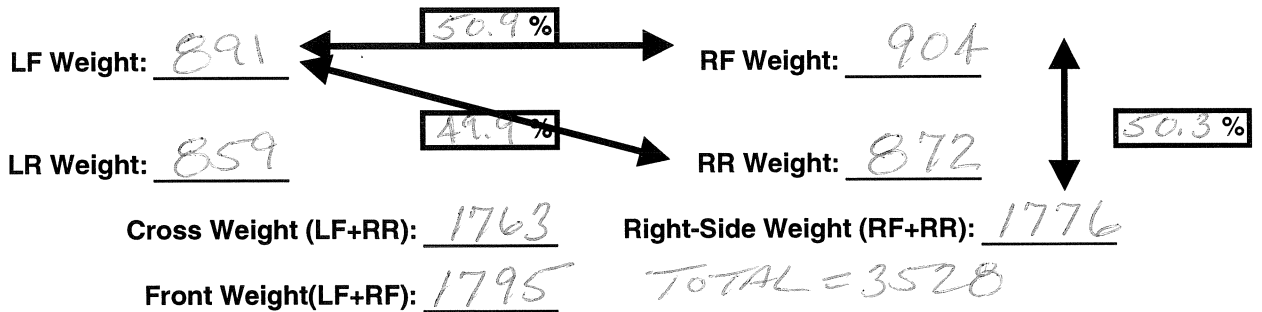
<b>RF</b>	
Tire Pressure:	<u>30 PSI</u>
Tire Size:	<u>D6830</u>
Shock Compression:	<u>160</u>
Shock Rebound:	<u>350</u>
Spring Rate:	<u>800#</u>
Camber:	<u>-2 5/8°</u>
Caster:	<u>+6 1/4°</u>
Ride Height:	<u>5 1/2"</u>

Front Brake Bias: FRONT (530) REAR (500) w/DRIVER @ 230 lbs  
 Front Toe-Out: 1/8"  
 Front Sway Bar: 1.25 HOLLOW (NEUTRAL)  
 Rear End Ratio: 4.11:1  
 Fuel Level: FULL

FRONT VALVE: 4 1/2"

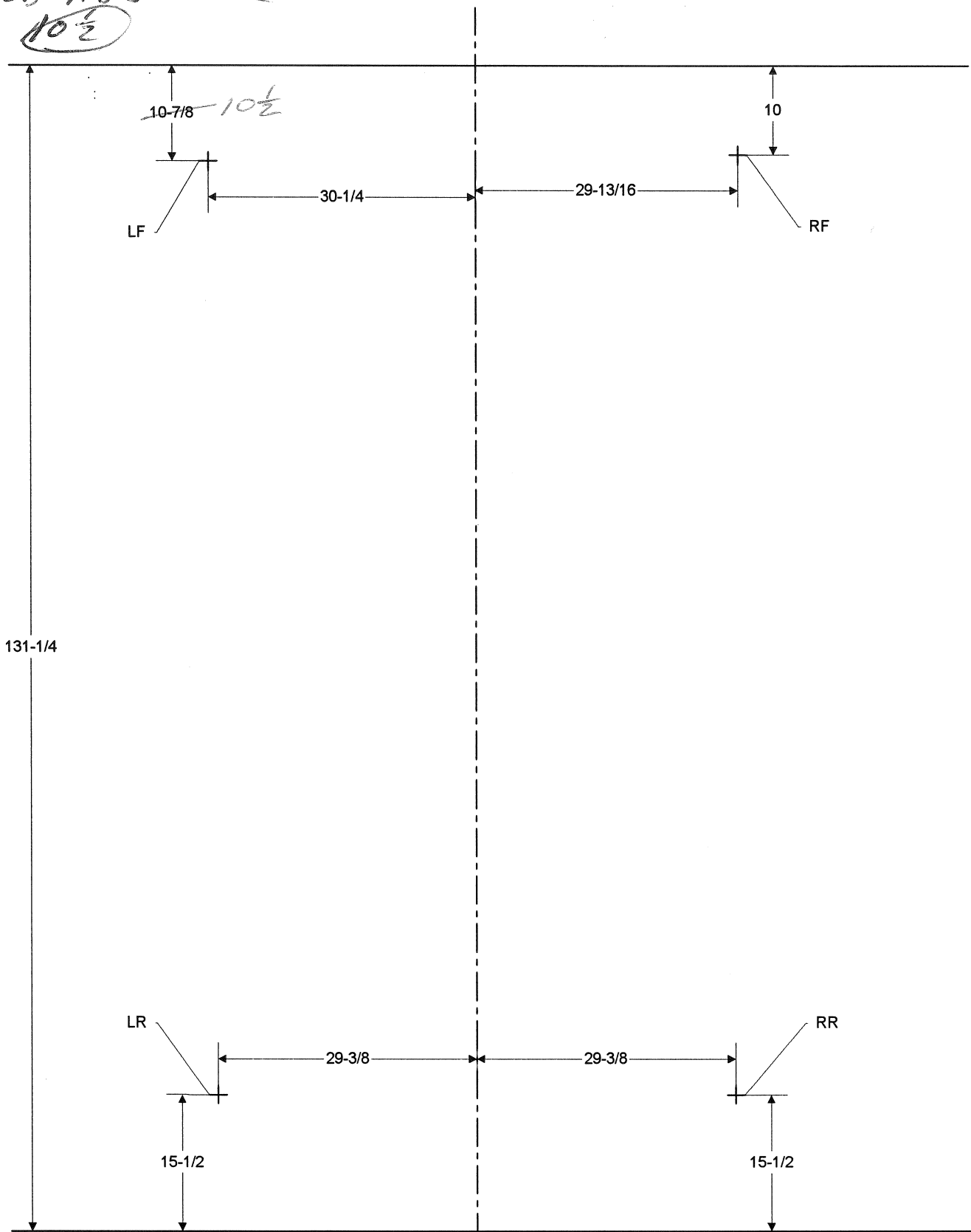
<b>LR</b>	
Tire Pressure:	<u>30 PSI</u>
Tire Size:	<u>D6830</u>
Shock Compression:	<u>110</u>
Shock Rebound:	<u>275</u>
Spring Rate:	<u>250#</u>
Camber:	<u>-1.5°</u>
Ride Height:	<u>6 1/2"</u>

<b>RR</b>	
Tire Pressure:	<u>30 PSI</u>
Tire Size:	<u>D6830</u>
Shock Compression:	<u>110</u>
Shock Rebound:	<u>275</u>
Spring Rate:	<u>250#</u>
Camber:	<u>-1.5°</u>
Ride Height:	<u>6 3/4"</u>



- NOTES: \* TOTAL WEIGHT w/DRIVER = 3528# DRIVER = 230#  
 \* HOBBS = 54.9  
 \* CHANGED OIL & FILTER, BRAKE ROTORS (FRONT)  
 \* ADJUSTED RF CASTER FROM +3 1/2° TO +6 1/4° (1/8" shim → 1/8" shim)  
 \* ADDED 1/8" SHIM LF & RF TO CORRECT CAMBER  
 \* MOVED REAR TRACER ARMS TO LOWER MOUNTING HOLES

MOVED ADJUSTOR LF  
 $10\frac{1}{2}$



LEFT SIDE WHEELBASE =  ~~$104\frac{7}{8}$~~   
 $105\frac{1}{4}$

RIGHT SIDE WHEELBASE =  $105\frac{3}{4}$

Ⓞ

Track/Event: VIR Stock Car Spectacular

Date: 9-2-2005 Time: 11:15 a.m.

Weather & Conditions: 90° Sunny, Hot and humid

### Lap Times:

- |  |                         |
|--|-------------------------|
| 1) <u>2</u> (m) <u>22.73</u> (s)                     | 11) _____ (m) _____ (s) |
| 2) <u>2</u> (m) <u>13.80</u> (s)                     | 12) _____ (m) _____ (s) |
| 3) <u>2</u> (m) <u>10.81</u> (s)                     | 13) _____ (m) _____ (s) |
| 4) <u>2</u> (m) <u>12.89</u> (s)                     | 14) _____ (m) _____ (s) |
| 5) <u>2</u> (m) <u>10.55</u> (s) <i>passed Larry</i> | 15) _____ (m) _____ (s) |
| 6) <u>2</u> (m) <u>10.31</u> (s)                     | 16) _____ (m) _____ (s) |
| 7) <u>2</u> (m) <u>09.56</u> (s)                     | 17) _____ (m) _____ (s) |
| 8) <u>2</u> (m) <u>10.11</u> (s)                     | 18) _____ (m) _____ (s) |
| 9) <u>2</u> (m) <u>11.93</u> (s)                     | 19) _____ (m) _____ (s) |
| 10) <u>2</u> (m) <u>43.71</u> (s) <i>cooldown</i>    | 20) _____ (m) _____ (s) |

### LEFT FRONT

Outside <u>129.9</u> °F	Middle <u>129.9</u> °F	Inside <u>159.2</u> °F
-------------------------------	------------------------------	------------------------------

Cold: 23 (psi) Hot: 31 (psi)

### RIGHT FRONT

Inside <u>154.6</u> °F	Middle <u>146.3</u> °F	Outside <u>136.3</u> °F
------------------------------	------------------------------	-------------------------------

Cold: 23 (psi) Hot: 30 (psi)

### LEFT REAR

Outside <u>138.2</u> °F	Middle <u>137.1</u> °F	Inside <u>135.8</u> °F
-------------------------------	------------------------------	------------------------------

Cold: 19 (psi) Hot: 24 (psi)

### RIGHT REAR

Inside <u>138.1</u> °F	Middle <u>137.6</u> °F	Outside <u>135.8</u> °F
------------------------------	------------------------------	-------------------------------

Cold: 19 (psi) Hot: 25 (psi)

### Notes:

oil: 225  
 water: 190  
 Track bar too high - car loose;  
 almost lost it in Turn 3

HOBBS START: 54.9  
 HOBBS STOP: 55.4

MILES: ~~29.43~~ 33

TRANS TEMP: \_\_\_\_\_  
 REAR TEMP: \_\_\_\_\_

BRAKE ROTOR TEMP (LF/RF): 384 / 381  
 BRAKE ROTOR TEMP (LR/RR): 245 / 243

Track/Event: VIR / Stock Car Spectacular

Date: 9-2-2005

Time: 3:40 p.m.

Weather & Conditions: Sunny, Hot RH: 34% Temp: 95.7°

### Lap Times:

- 1) 2 (m) 40 . 91 (s) WU
- 2) 2 (m) 13 . 96 (s)
- 3) 2 (m) 16 . 17 (s)
- 4) 2 (m) 14 . 33 (s)
- 5) 2 (m) 12 . 77 (s)
- 6) 2 (m) 12 . 42 (s)
- 7) 2 (m) 25 . 85 (s)
- 8) 2 (m) 36 . 90 (s)
- 9) 2 (m) 13 . 25 (s)
- 10) 2 (m) 13 . 81 (s)

- 11) 2 (m) 30 . 42 (s) CD
- 12) \_\_\_ (m) \_\_\_ . \_\_\_ (s)
- 13) \_\_\_ (m) \_\_\_ . \_\_\_ (s)
- 14) \_\_\_ (m) \_\_\_ . \_\_\_ (s)
- 15) \_\_\_ (m) \_\_\_ . \_\_\_ (s)
- 16) \_\_\_ (m) \_\_\_ . \_\_\_ (s)
- 17) \_\_\_ (m) \_\_\_ . \_\_\_ (s)
- 18) \_\_\_ (m) \_\_\_ . \_\_\_ (s)
- 19) \_\_\_ (m) \_\_\_ . \_\_\_ (s)
- 20) \_\_\_ (m) \_\_\_ . \_\_\_ (s)

PIT: Take off tape

### LEFT FRONT

Outside	Middle	Inside
156.2 °F	159.9 °F	169.3 °F

Cold: 23 (psi) Hot: 31 (psi)

### RIGHT FRONT

Inside	Middle	Outside
165.8 °F	157.8 °F	138.1 °F

Cold: 23 (psi) Hot: 29 (psi)

### LEFT REAR

Outside	Middle	Inside
169.3 °F	152.8 °F	151.4 °F

Cold: 18 (psi) Hot: 24 (psi)

### RIGHT REAR

Inside	Middle	Outside
151.8 °F	151.1 °F	<del>151.1</del> 147.3 °F

Cold: 18 (psi) Hot: 23 (psi)

### Notes:

LR Brake Rotor: Temp taken 2x's due to first reading low - took temp in slightly different area - new reading higher

oil :  
water :

HOBBS START: 55.4  
HOBBS STOP: 55.9

MILES: 36

TRANS TEMP: \_\_\_\_\_  
REAR TEMP: \_\_\_\_\_

BRAKE ROTOR TEMP (LF/RF): 433 / 418  
BRAKE ROTOR TEMP (LR/RR): 266 / 169 (260)

Track/Event: VIR / Stock Car Spectacular

Date: 9/3/2005

Time: 11:15 a.m.

Weather & Conditions: 85.9° RH 38% Sunny, Hot w/ slight breeze

### Lap Times:

- |   |                          |                                 |
|---|--------------------------|---------------------------------|
| 1) <u>2</u> (m) <u>41</u> . <u>63</u> (s)           | } off as missed the pass | 11) _____ (m) _____ . _____ (s) |
| 2) <u>1</u> (m) <u>49</u> . <u>96</u> (s)           |                          | 12) _____ (m) _____ . _____ (s) |
| 3) <u>2</u> (m) <u>06</u> . <u>42</u> (s)           |                          | 13) _____ (m) _____ . _____ (s) |
| 4) <u>2</u> (m) <u>07</u> . <u>58</u> (s)           |                          | 14) _____ (m) _____ . _____ (s) |
| 5) <u>2</u> (m) <u>07</u> . <u>29</u> (s)           |                          | 15) _____ (m) _____ . _____ (s) |
| 6) <u>2</u> (m) <u>17</u> . <u>58</u> (s) <i>CD</i> |                          | 16) _____ (m) _____ . _____ (s) |
| 7) _____ (m) _____ . _____ (s)                      |                          | 17) _____ (m) _____ . _____ (s) |
| 8) _____ (m) _____ . _____ (s)                      |                          | 18) _____ (m) _____ . _____ (s) |
| 9) _____ (m) _____ . _____ (s)                      |                          | 19) _____ (m) _____ . _____ (s) |
| 10) _____ (m) _____ . _____ (s)                     |                          | 20) _____ (m) _____ . _____ (s) |

### LEFT FRONT

Outside	Middle	Inside
157.6 °F	162.2 °F	165.4 °F

Cold: 23 (psi) Hot: 31 (psi)

### RIGHT FRONT

Inside	Middle	Outside
180.3 °F	156.5 °F	151.8 °F

Cold: 23 (psi) Hot: 30 (psi)

### LEFT REAR

Outside	Middle	Inside
149.5 °F	155.2 °F	156.1 °F

Cold: 19 (psi) Hot: 25 (psi)

### RIGHT REAR

Inside	Middle	Outside
161.7 °F	159.1 °F	156.1 °F

Cold: 19 (psi) Hot: 25 (psi)

### Notes:

HOBBS START: 55.9  
HOBBS STOP: 56.3

MILES: 20

<sup>oil</sup> TRANS TEMP: 210

<sup>water</sup> REAR TEMP: 180

BRAKE ROTOR TEMP (LF/RF): 551 / 569  
BRAKE ROTOR TEMP (LR/RR): 289 / 310

Track/Event: VIR/Stock Car Spectacular

Date: 9/3/2005 Time: 3:55 p.m.

Weather & Conditions: Sunny, Hot 90.8°/RH 27%

Lap Times:

- |  |                                 |
|--|---------------------------------|
| 1) <u>3</u> (m) <u>11</u> . <u>98</u> (s)  | 11) _____ (m) _____ . _____ (s) |
| 2) <u>2</u> (m) <u>11</u> . <u>78</u> (s)  | 12) _____ (m) _____ . _____ (s) |
| 3) <u>2</u> (m) <u>07</u> . <u>02</u> (s)  | 13) _____ (m) _____ . _____ (s) |
| 4) <u>2</u> (m) <u>07</u> . <u>98</u> (s)  | 14) _____ (m) _____ . _____ (s) |
| 5) <u>2</u> (m) <u>08</u> . <u>08</u> (s)  | 15) _____ (m) _____ . _____ (s) |
| 6) <u>2</u> (m) <u>06</u> . <u>79</u> (s)  | 16) _____ (m) _____ . _____ (s) |
| 7) <u>2</u> (m) <u>07</u> . <u>02</u> (s)  | 17) _____ (m) _____ . _____ (s) |
| 8) <u>2</u> (m) <u>06</u> . <u>81</u> (s)  | 18) _____ (m) _____ . _____ (s) |
| 9) <u>2</u> (m) <u>06</u> . <u>92</u> (s)  | 19) _____ (m) _____ . _____ (s) |
| 10) <u>2</u> (m) <u>53</u> . <u>75</u> (s) | 20) _____ (m) _____ . _____ (s) |

Total Time: 23:08:13

LEFT FRONT

Outside	Middle	Inside
<u>159.2</u> °F	<u>162.7</u> °F	<u>165.9</u> °F

Cold: 23 (psi) Hot: 32 (psi)

RIGHT FRONT

Inside	Middle	Outside
<u>165.8</u> °F	<u>155.8</u> °F	<u>93.5</u> °F

Cold: 23 (psi) Hot: 31 (psi)

LEFT REAR

Outside	Middle	Inside
<u>165.9</u> °F	<u>153.9</u> °F	<u>155.9</u> °F

Cold: 19 (psi) Hot: 25 (psi)

RIGHT REAR

Inside	Middle	Outside
<u>156.3</u> °F	<u>156.2</u> °F	<u>155.9</u> °F

Cold: 19 (psi) Hot: 25 (psi)

Notes: Ran out of gas on cool down lap - pushed back to paddock area

HOBBS START: 56.3  
HOBBS STOP: 56.8

added 2 - 5 gallon cans of gas to tank; on 9/4 added 4? more? 19 1/2 gallons total water

MILES: 33

TRANS TEMP: 220

REAR TEMP: 180

Times between leader & John increased from 41 seconds to 1 min 7 seconds

BRAKE ROTOR TEMP (LF/RF): 427 / 428  
BRAKE ROTOR TEMP (LR/RR): 236 / 260



Track/Event: VIR/Stock Car Spectacular

Date: 9/14/2005 Time: 3:30p.m.

Weather & Conditions: Sunny 84.3° RH 36%

*got cloudy last 2 laps*

Lap Times:

- 1) 3 (m) 29 . 59 (s)
- 2) 2 (m) 10 . 82 (s)
- 3) 2 (m) 07 . 25 (s)
- 4) 2 (m) 06 . 71 (s)
- 5) 2 (m) 07 . 04 (s)
- 6) 2 (m) 07 . 25 (s)
- 7) 2 (m) 07 . 73 (s)
- 8) 2 (m) 09 . 17 (s)
- 9) 2 (m) 09 . 33 (s)
- 10) 2 (m) 08 . 90 (s)

- 11) 2 (m) 08 . 48 (s)
- 12) 2 (m) 08 . 54 (s)
- 13) 2 (m) 09 . 87 (s) *passed by leader*
- 14) 2 (m) 12 . 34 (s)
- 15) 2 (m) 11 . 02 (s)
- 16) 3 (m) 06 . 33 (s)
- 17) \_\_\_\_\_ (m) \_\_\_\_\_ . \_\_\_\_\_ (s)
- 18) \_\_\_\_\_ (m) \_\_\_\_\_ . \_\_\_\_\_ (s)
- 19) \_\_\_\_\_ (m) \_\_\_\_\_ . \_\_\_\_\_ (s)
- 20) \_\_\_\_\_ (m) \_\_\_\_\_ . \_\_\_\_\_ (s)

LEFT FRONT

Outside	Middle	Inside
157.8 °F	143.8 °F	151.9 °F

Cold: 23 (psi) Hot: 32 (psi)

RIGHT FRONT

Inside	Middle	Outside
157.8 °F	150.9 °F	156.3 °F

Cold: 23 (psi) Hot: 31 (psi)

LEFT REAR

Outside	Middle	Inside
138.4 °F	148.1 °F	151.3 °F

Cold: 19 (psi) Hot: 25 (psi)

RIGHT REAR

Inside	Middle	Outside
154.3 °F	152.3 °F	145.4 °F

Cold: 19 (psi) Hot: 25 (psi)

Notes: Supposed to be 10 lap race - VIR decided to make it 15 & not tell the DRIVERS or CREW!!

*TOTAL MILES = 174  
TOTAL TIME = 2.7*

HOBBS START: 56.8  
HOBBS STOP: 57.6

MILES: 52

oil TRANS TEMP: 210

water REAR TEMP: 180

BRAKE ROTOR TEMP (LF/RF):     /      
BRAKE ROTOR TEMP (LR/RR):     /

# Stock Car Spectacular

## Friday Practice 1 Results For Historic Stock Car

Virginia International Raceway



Event dates: September 2-4, 2005

Starters: 11      Finishers: 11  
 Track length: 3.27 miles  
 Session length: 29.43 miles  
 Session time: 00:21:34

Classes: HSR

Fastest lap: 01:57.045 by veh# 30 S. Murphy  
 Fastest average speed: 100.56 MPH  
 Overall average speed: 96.42 MPH  
 Margin: 00:02.536

Pos	CPos	Veh#	Class	Name	City,State	Yr.	Model	Disp.	Best	BestTime	Laps
1	1	30	HSR	Scott Murphy	Thomasvill	93	Pontiac Grand Prix	358	3	01:57.045	5
2	2	12	HSR	Don Soenen	Saline, MI	98	Ford Taurus	358	7	01:59.581	9
3	3	144	HSR	Wayne Otto	Watching,	99	Chevrolet Lumina	358	3	02:00.372	7
4	4	75	HSR	Jack Finch	Thomasvill	91	Olds Cutlass	358	5	02:01.904	5
5	5	5	HSR	Michael Goodman	Alpharetta,	90	Chevrolet Lumina	358	4	02:02.632	9
6	6	96	HSR	Pierre Mulacek	Woodlands	00	Chevrolet Monte Carl	358	5	02:04.543	7
7	7	52	HSR	John Wake	Lincoln, RI	02	Dodge Intrepid	358	3	02:06.045	5
8	8	25	HSR	David Lewis	Jacksonvill	1989	Olds Cutlass	274	7	02:09.549	9
9	9	11	HSR	John Orzechowski	Frederick,	97	Ford Thunderbird	358	7	02:09.661	9
10	10	00	HSR	Larry Carroll	Dover, DE	96	Chevrolet Monte Carl	358	6	02:12.581	8
11	11	97	HSR	Merlin Mitchell	Tallahasse	97	Pontiac Grand Prix	358	7	02:15.794	8

Notes: Car 44 not detected

Chief of T&S: Neil Harmon

Signed: \_\_\_\_\_

Date: \_\_\_\_\_

Printed on 9/2/2005 at 11:35 AM

Results provided by Blind Apex Software


Page 1 of 1



# Stock Car Spectacular

## Friday Practice 2 Results For Historic Stock Car

Virginia International Raceway



Event dates: September 2-4, 2005

Starters: 13      Finishers: 13  
Track length: 3.27 miles  
Session length: 35.97 miles  
Session time: 00:32:13

Classes: HSR

Fastest lap: 01:58.326 by veh# 30 S. Murphy  
Fastest average speed: 99.47 MPH  
Overall average speed: 96.88 MPH  
Margin: 00:00.541

Pos	CPos	Veh#	Class	Name	City,State	Yr.	Model	Disp.	Best	BestTime	Laps
1	1	30	HSR	Scott Murphy	Thomasville, NC	93	Pontiac Grand Prix	358	4	01:58.326	4
2	2	44	HSR	Maurice Hull	High Point, NC	88	Olds Cutlass	358	5	01:58.867	6
3	3	75	HSR	Jack Finch	Thomasville, NC	91	Olds Cutlass	358	4	01:59.842	4
4	4	144	HSR	Wayne Otto	Watching, NJ	99	Chevrolet Lumina	358	4	01:59.920	5
5	5	12	HSR	Don Soenen	Saline, MI	98	Ford Taurus	358	7	02:00.148	7
6	6	5	HSR	Michael Goodman	Alpharetta, GA	90	Chevrolet Lumina	358	9	02:02.475	10
7	7	52	HSR	John Wake	Lincoln, RI	02	Dodge Intrepid	358	6	02:03.849	7
8	8	96	HSR	Pierre Mulacek	Woodlands, TX	00	Chevrolet Monte Carl	358	5	02:05.829	7
9	9	77	HSR	Ed Bull	Chapin, SC	1998	Ford Taurus	358	5	02:07.529	5
10	10	25	HSR	David Lewis	Jacksonville, FL	1989	Olds Cutlass	274	11	02:09.585	11
11	11	11	HSR	John Orzechowski	Frederick, MD	97	Ford Thunderbird	358	6	02:12.432	10
12	12	00	HSR	Larry Carroll	Dover, DE	96	Chevrolet Monte Carl	358	6	02:12.611	6
13	13	97	HSR	Merlin Mitchell	Tallahassee, FL	97	Pontiac Grand Prix	358	4	02:14.650	11

Notes:

Chief of T&S: Neil Harmon

Signed: Neil Harmon

Date: \_\_\_\_\_


Printed on 9/2/2005 at 4:06 PM

Results provided by Blind Apex Software

Page 1 of 1



**Stock Car Spectacular**  
**Saturday Qualifying for Historic Stock Car**  
Virginia International Raceway



Event dates: September 2-4, 2005

Starters: 14      Finishers: 14  
Track length: 3.27 miles  
Session length: 32.7 miles  
Session time: 00:21:07

Classes: HSR

Fastest lap: 01:57.320 by veh# 30 S. Murphy  
Fastest average speed: 100.32 MPH  
Overall average speed: 98.53 MPH  
Margin: 00:00.641

Pos	CPos	Veh#	Class	Name	City,State	Yr.	Model	Disp.	Best	BestTime	Laps
1	1	30	HSR	Scott Murphy	Thomasville, NC	93	Pontiac Grand Prix	358	3	01:57.320	4
2	2	12	HSR	Don Soenen	Saline, MI	98	Ford Taurus	358	4	01:57.961	4
3	3	144	HSR	Wayne Otto	Watching, NJ	99	Chevrolet Lumina	358	3	01:58.590	3
4	4	75	HSR	Jack Finch	Thomasville, NC	91	Olds Cutlass	358	4	01:58.711	8
5	5	44	HSR	Maurice Hull	High Point, NC	88	Olds Cutlass	358	4	01:58.871	8
6	6	5	HSR	Michael Goodman	Alpharetta, GA	90	Chevrolet Lumina	358	8	02:02.269	10
7	7	96	HSR	Pierre Mulacek	Woodlands, TX	00	Chevrolet Monte Carl	358	4	02:02.435	6
8	8	52	HSR	John Ware	Lincoln, RI	02	Dodge Intrepid	358	4	02:03.188	4
9	9	20	HSR	Brian Gill	Madison, AL	02	Pontiac Grand Prix	356	6	02:03.480	8
10	10	77	HSR	Ed Bull	Chapin, SC	1998	Ford Taurus	358	6	02:04.175	7
11	11	11	HSR	John Orzechowski	Frederick, MD	97	Ford Thunderbird	358	3	02:06.234	5
12	12	25	HSR	David Lewis	Jacksonville, FL	1989	Olds Cutlass	274	4	02:08.164	6
13	13	00	HSR	Larry Carroll	Dover, DE	96	Chevrolet Monte Carl	358	5	02:10.171	7
14	14	97	HSR	Merlin Mitchell	Tallahassee, FL	97	Pontiac Grand Prix	358	3	02:11.848	8

Notes:

Chief of T&S: Neil Harmon

Signed:

Date:

Printed on 9/3/2005 at 11:37 AM

Results provided by Blind Apex Software


Page 1 of 1



# Stock Car Spectacular

## Saturday Race Results For Historic Stock Car

Virginia International Raceway



Event dates: September 2-4, 2005

Starters: 14      Finishers: 14  
 Track length: 3.27 miles  
 Session length: 26.16 miles  
 Session time: 00:17:57

Classes: HSR

Fastest lap: 01:57.736 by veh# 30 S. Murphy  
 Fastest average speed: 99.97 MPH  
 Overall average speed: 98.81 MPH  
 Margin of victory: 00:01.927

Pos	CPos	Veh#	Class	Name	City,State	Yr.	Model	Disp.	Best	BestTime	Laps
1	1	30	HSR	Scott Murphy	Thomasville, NC	93	Pontiac Grand Prix	358	3	01:57.736	8
2	2	12	HSR	Don Soenen	Saline, MI	98	Ford Taurus	358	2	01:58.359	8
3	3	144	HSR	Wayne Otto	Watching, NJ	99	Chevrolet Lumina	358	7	01:58.778	8
4	4	44	HSR	Maurice Hull	High Point, NC	88	Olds Cutlass	358	7	01:58.777	8
5	5	75	HSR	Jack Finch	Thomasville, NC	91	Olds Cutlass	358	3	01:59.140	8
6	6	52	HSR	John Ware	Lincoln, RI	02	Dodge Intrepid	358	5	02:01.956	8
7	7	96	HSR	Pierre Mulacek	Woodlands, TX	00	Chevrolet Monte Carl	358	8	02:02.672	8
8	8	5	HSR	Michael Goodman	Alpharetta, GA	90	Chevrolet Lumina	358	3	02:02.401	8
9	9	77	HSR	Ed Bull	Chapin, SC	1998	Ford Taurus	358	4	02:03.799	8
10	10	20	HSR	Brian Gill	Madison, AL	02	Pontiac Grand Prix	356	4	02:03.750	8
11	11	11	HSR	John Orzechowski	Frederick, MD	97	Ford Thunderbird	358	7	02:06.720	8
12	12	25	HSR	David Lewis	Jacksonville, FL	1989	Olds Cutlass	274	4	02:06.951	8
13	13	00	HSR	Larry Carroll	Dover, DE	96	Chevrolet Monte Carl	358	5	02:11.052	8
14	14	97	HSR	Merlin Mitchell	Tallahassee, FL	97	Pontiac Grand Prix	358	3	02:12.465	8
DNS	DNS	7	HSR	Peter Wiederkehr	Switzerland	99	Chevrolet Monte Carl	358			0

Notes:

Chief of T&S: Neil Harmon

Signed: \_\_\_\_\_

*Neil Harmon*

Date: \_\_\_\_\_

Printed on 9/3/2005 at 4:30 PM

Results provided by Blind Apex Software


Page 1 of 1



# Stock Car Spectacular

## Sunday Race Results For Historic Stock Car

Virginia International Raceway



Event dates: September 2-4, 2005

Starters: 13      Finishers: 12  
Track length: 3.27 miles  
Session length: 49.05 miles  
Session time: 00:31:32

Classes: HSR

Fastest lap: 01:57.307 by veh# 30 S. Murphy  
Fastest average speed: 100.33 MPH  
Overall average speed: 99.19 MPH  
Margin of victory: 00:04.302

Pos	CPos	Veh#	Class	Name	City,State	Yr.	Model	Disp.	Best	BestTime	Laps
1	1	30	HSR	Scott Murphy	Thomasville, NC	93	Pontiac Grand Prix	358	2	01:57.307	15
2	2	12	HSR	Don Soenen	Saline, MI	98	Ford Taurus	358	4	01:58.027	15
3	3	144	HSR	Wayne Otto	Watching, NJ	99	Chevrolet Lumina	358	2	01:58.105	15
4	4	44	HSR	Maurice Hull	High Point, NC	88	Olds Cutlass	358	2	01:58.848	15
5	5	75	HSR	Jack Finch	Thomasville, NC	91	Olds Cutlass	358	2	01:58.796	15
6	6	52	HSR	John Ware	Lincoln, RI	02	Dodge Intrepid	358	7	02:00.711	15
7	7	5	HSR	Michael Goodman	Alpharetta, GA	90	Chevrolet Lumina	358	7	02:00.959	15
8	8	96	HSR	Pierre Mulacek	Woodlands, TX	00	Chevrolet Monte Carl	358	9	02:00.807	15
9	9	77	HSR	Ed Bull	Chapin, SC	1998	Ford Taurus	358	10	02:05.779	14
10	10	25	HSR	David Lewis	Jacksonville, FL	1989	Olds Cutlass	274	6	02:05.057	14
11	11	11	HSR	John Orzechowski	Frederick, MD	97	Ford Thunderbird	358	3	02:06.669	14
12	12	20	HSR	Brian Gill	Madison, AL	02	Pontiac Grand Prix	356	12	02:02.013	12
DNF	DNF	00	HSR	Larry Carroll	Dover, DE	96	Chevrolet Monte Carl	358	4	02:11.435	5
DNS	DNS	97	HSR	Merlin Mitchell	Tallahassee, FL	97	Pontiac Grand Prix	358			0
DNS	DNS	7	HSR	Peter Wiederkehr	Switzerland	99	Chevrolet Monte Carl	358			0

Notes:

Chief of T&S: Neil Harmon

Signed: Neil Harmon

Date: \_\_\_\_\_

Printed on 9/4/2005 at 4:32 PM

Results provided by Blind Apex Software

Page 1 of 1



# MOBILE OIL ANALYSIS REPORT

CONTAMINATION  
WEAR  
OIL CONDITION

NORMAL
ATTENTION
NORMAL

## 11 - Front Gasoline Engine

Unit Make : FORD  
 Unit Model : THUNDERBIRD  
 Comp Make : FORD  
 Comp Model : 351 SV0

Serial No : JT012  
 Cust. Ref No. : {n/a}  
 Stub No. : WC-M1046195

Date Rec'd : Sep 14, 2005  
 Sample Date : Sep 4, 2005  
 Diagnostician : Mark Brinson

### RECOMMENDATION

Resample at the next service interval to monitor.

Sample Date	05/01/05	06/19/05	07/10/05	Current	UOM
Time on Unit	25.1	28.5	33	35.7	hrs
Time on Oil	3	3.4	4.5	2.7	hrs
Time on Fltr	3	3.4	4.5	2.7	hrs
Oil Maint.	changed	changed	changed	changed	---
Filter Maint.	changed	changed	changed	changed	---

### CONTAMINATION

There is no indication of any contamination in the component.

Sample Date	05/01/05	06/19/05	07/10/05	Current	Abn
Silicon	2.5	2.9	2.5	2.7	
Potassium	0.0	1.6	0.0	0.0	
Sodium	1.3	1.4	4.1	2.7	
Fuel (%)	<2.0	<2.0	<2.0	<2.0	
Glycol	---	---	---	---	
Water (%)	<0.1	<0.1	<0.1	<0.1	
Soot (%)	0	0	0	0	
Sulfation	13	13	13	13	
Nitration	0	0	0	0	

### WEAR

All component wear rates are normal. Lead noted as fuel additive.

Sample Date	05/01/05	06/19/05	07/10/05	Current	Abn
Iron	5.1	6.4	4.1	8.2	---
Nickel	0.6	0.6	0.6	0.3	---
Chromium	0.4	0.6	0.3	0.5	---
Titanium	2.8	4.2	3.8	3.9	---
Copper	1.1	1.8	1.7	1.9	---
Aluminum	3.8	7.8	3.9	10	---
Tin	0.4	0.0	0.0	0.0	---
Lead	560	799	809	673	---
Silver	0.0	0.0	0.0	0.0	---

### OIL CONDITION

Oil Type: 22 QTS of CASTROL GTX 20W50

The condition of the oil is acceptable for the time in service.

Sample Date	05/01/05	06/19/05	07/10/05	Current	Base
Boron	1.3	6.1	7.5	8.3	
Barium	0.0	0.5	2.8	0.0	
Calcium	1547	1651	1441	1532	
Magnesium	6.5	6.4	7.5	4.2	
Molybdenum	0.2	0.9	0.7	1.3	
Sodium	1.3	1.4	4.1	2.7	
Phosphorus	758	768	669	628	
Sulfur	4936	4843	3319	2430	
Zinc	742	721	619	600	
Visc@40°C	---	---	---	---	153
Visc@100°C	15.82	15.44	16.51	16.74	19.1
Oxidation	90	90	90	95	---

# ENGINE MAINTENANCE WORKSHEET

DATE: 9-24-05  
 HOBBS: 57.6

HOT LASH SETTING: 0.016" - I / 0.020" - E  
 COLD LASH SETTING: 0.008" - I / 0.012" - E

	<u>Spring PSI</u>	<u>Lash HOT</u>	<u>Lash COLD</u>
#5 - E	_____	_____	_____
#5 - I	_____	_____	_____
#6 - E	_____	_____	_____
#6 - I	_____	_____	_____
#7 - E	_____	_____	_____
#7 - I	_____	_____	_____
#8 - E	_____	_____	_____
#8 - I	_____	_____	_____

	<u>Spring PSI</u>	<u>Lash HOT</u>	<u>Lash COLD</u>
#1 - I	_____	_____	_____
#1 - E	_____	_____	_____
#2 - I	_____	_____	_____
#2 - E	_____	_____	_____
#3 - I	_____	_____	_____
#3 - E	_____	_____	_____
#4 - I	_____	_____	_____
#4 - E	_____	_____	_____

	<u>LEAK DOWN PSI</u>	<u>COMP PSI</u>
#5	<u>4</u>	<u>160</u>
#6	<u>2</u>	<u>165</u>
#7	<u>2</u>	<u>170</u>
#8	<u>3</u>	<u>170</u>

	<u>LEAK DOWN PSI</u>	<u>COMP PSI</u>
#1	<u>5</u>	<u>170</u>
#2	<u>6</u>	<u>165</u>
#3	<u>5</u>	<u>170</u>
#4	<u>5</u>	<u>165</u>

**NOTES:** ALL MEASUREMENTS TAKEN COLD  
OIL ANALYSIS OK  
2005 SEASON → 20.0 HOURS & 794 MILES  
TOTAL RUN TIME = 37.7 HOURS  
11-12-05 ⇒ CHANGED LIFTERS, VALVE SPRINGS, LOCKS,  
RETAINERS, OIL PUMP LOGS, RESEALED TIMING COVER  
AND WATER PUMP. DYNO'D FOR 2.0 HOURS ⇒ TOTAL 37.7  
3-15-06 ⇒ HOBBS @ 58.3 AFTER WARM UP





# MOBILE OIL ANALYSIS REPORT

CONTAMINATION  
WEAR  
OIL CONDITION

NORMAL
ATTENTION
NORMAL

## 11 - Front Gasoline Engine

Unit Make : FORD  
 Unit Model : THUNDERBIRD  
 Comp Make : FORD  
 Comp Model : 351 SV0

Serial No : JT012  
 Cust. Ref No. : {n/a}  
 Stub No. : WC-M1046206

Date Rec'd : Dec 6, 2005  
 Sample Date : Nov 12, 2005  
 Diagnostician : Mark Brinson

### RECOMMENDATION

Resample at the next service interval to monitor.

Sample Date	06/19/05	07/10/05	09/04/05	Current	UOM
Time on Unit	28.5	33	35.7	37.7	hrs
Time on Oil	3.4	4.5	2.7	2	hrs
Time on Fltr	3.4	4.5	2.7	2	hrs
Oil Maint.	changed	changed	changed	changed	---
Filter Maint.	changed	changed	changed	changed	---

### CONTAMINATION

There is no indication of any contamination in the component.

Sample Date	06/19/05	07/10/05	09/04/05	Current	Abn
Silicon	2.9	2.5	2.7	1.7	
Potassium	1.6	0.0	0.0	2.3	
Sodium	1.4	4.1	2.7	1.1	
Fuel (%)	<2.0	<2.0	<2.0	<2.0	
Glycol	---	---	---	---	
Water (%)	<0.1	<0.1	<0.1	<0.1	
Soot (%)	0	0	0	0	
Sulfation	13	13	13	13	
Nitration	0	0	0	0	

### WEAR

All component wear rates are normal. Lead noted as fuel additive.

Sample Date	06/19/05	07/10/05	09/04/05	Current	Abn
Iron	6.4	4.1	8.2	9.9	---
Nickel	0.6	0.6	0.3	0.0	---
Chromium	0.6	0.3	0.5	0.6	---
Titanium	4.2	3.8	3.9	2.6	---
Copper	1.8	1.7	1.9	1.3	---
Aluminum	7.8	3.9	10	5.3	---
Tin	0.0	0.0	0.0	0.0	---
Lead	799	809	673	355	---
Silver	0.0	0.0	0.0	0.0	---

### OIL CONDITION

Oil Type: 22 QTS of CASTROL GTX 20W50

The condition of the oil is acceptable for the time in service.

Sample Date	06/19/05	07/10/05	09/04/05	Current	Base
Boron	6.1	7.5	8.3	9.9	
Barium	0.5	2.8	0.0	2.4	
Calcium	1651	1441	1532	1784	
Magnesium	6.4	7.5	4.2	8.9	
Molybdenum	0.9	0.7	1.3	0.9	
Sodium	1.4	4.1	2.7	1.1	
Phosphorus	768	669	628	662	
Sulfur	4843	3319	2430	2616	
Zinc	721	619	600	677	
Visc@40°C	---	---	---	---	153
Visc@100°C	15.44	16.51	16.74	17.7	19.1
Oxidation	90	90	95	90	---