

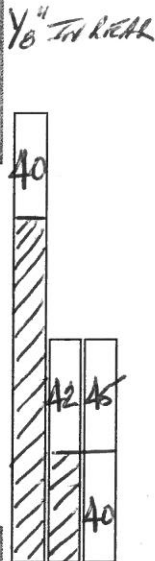
CHASSIS SETUP SHEET

DATE: 4-4-21
 CAR: BNS MONTE CARLO #11
 TRACK: ROAD ATLANTA

<u>LF</u>	
Tire Pressure:	<u>30 PSI</u>
Tire Size:	<u>GOODYEAR D4590</u>
Shock Compression:	
Shock Rebound:	
Spring Rate:	<u>650</u>
Anti-Dive & Slugs:	<u>0.5" (0-0)</u>
Camber & Shims:	<u>-2 1/4" (1/4 + 1/8)</u>
Caster & Slugs:	<u>15 1/4" (0-0)</u>
Ride Height:	<u>5 3/8"</u>
Upper A-Arm Angle:	<u>23.1°</u>
Wheel Spacers:	<u>1/4"</u>

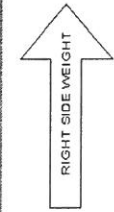

<u>RF</u>	
Tire Pressure:	<u>30 PSI</u>
Tire Size:	<u>GOODYEAR D4590</u>
Shock Compression:	
Shock Rebound:	
Spring Rate:	<u>650</u>
Anti-Dive & Slugs:	<u>0.5" (0-0)</u>
Camber & Shims:	<u>-2 1/2" (1/8)</u>
Caster & Slugs:	<u>15 1/4" (3/8 - 3/8)</u>
Ride Height:	<u>5 3/8"</u>
Upper A-Arm Angle:	<u>22.1°</u>
Wheel Spacers:	<u>1/4" + 1/8"</u>

Front Valence Height: LF= 4" RF= 4 1/8"
 Front / Rear Brake Bias: FRONT: _____ REAR: _____
 Front Toe-Out: 0"
 Front Sway Bar: 1 3/16" HOLLOW / NEUTRAL
 Rear Sway Bar: 0.900" SOLID / NEUTRAL
 Rear End Ratio: 3.70:1
 Rear Pinion Angle: 3.5° DOWN SHIM: ~2.0°
 Track Bar Height: LR= 11 3/8" RR= 11 3/8"
 Fuel Level: FULL



<u>LR</u>	
Tire Pressure:	<u>30 PSI</u>
Tire Size:	<u>GOODYEAR D4590</u>
Shock Compression:	
Shock Rebound:	
Spring Rate:	<u>400</u>
Camber:	<u>-0.5°</u>
Ride Height:	<u>6 1/4"</u>
Trailing Arm Angle:	<u>2.0° ↑ FRONT</u>
Wheel Spacers:	<u>1/4" + 1/4"</u>

<u>RR</u>	
Tire Pressure:	<u>30 PSI</u>
Tire Size:	<u>GOODYEAR D4590</u>
Shock Compression:	
Shock Rebound:	
Spring Rate:	<u>400</u>
Camber:	<u>-0.5°</u>
Ride Height:	<u>6 5/8"</u>
Trailing Arm Angle:	<u>2.2° ↑ FRONT</u>
Wheel Spacers:	<u>1/4" + 1/8"</u>

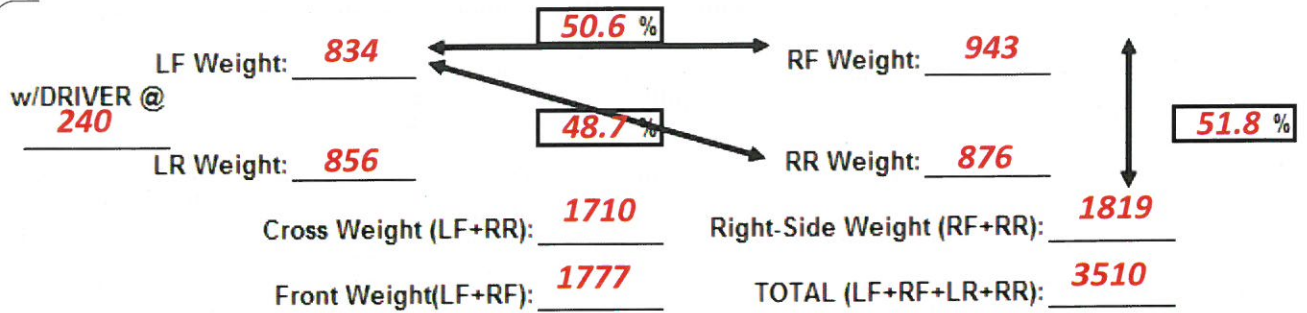


LF Weight: 854 RF Weight: 922
 LR Weight: 835 RR Weight: 899
 w/DRIVER @ 240
 Cross Weight (LF+RR): 1752 Right-Side Weight (RF+RR): 1820
 Front Weight (LF+RF): 1776 TOTAL (LF+RF+LR+RR): 3570

NOTES: * TOTAL TIME ON FERRIS = 1.7
 * LEAK DOWN & COMPRESSION CHECKS → 200 PSI 4-5 PSI OP.
 * CHANGED OIL & FILTER 56R XPS
 * INSTALLED NEW REAR BRAKE ROTORS
 * REMOVED #375 REAR SPINDLES, REPLACED WITH #400
 * DOUBLE CHECK REAR ALIGNMENT, OK!!
 * DOUBLE CHECK CORNER WEIGHTS, OK!! X=49.9%

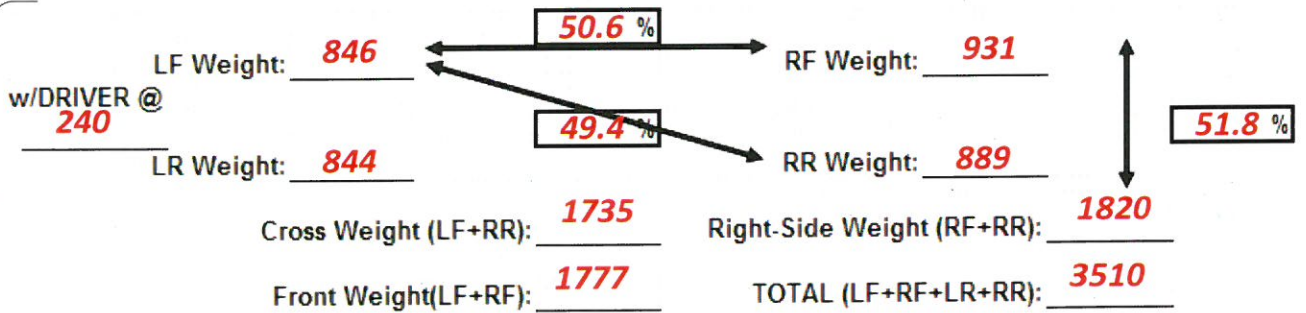
4/4/2021 – 2000 Monte Carlo – Scaling/Corner Weight Check

INITIAL CHECK



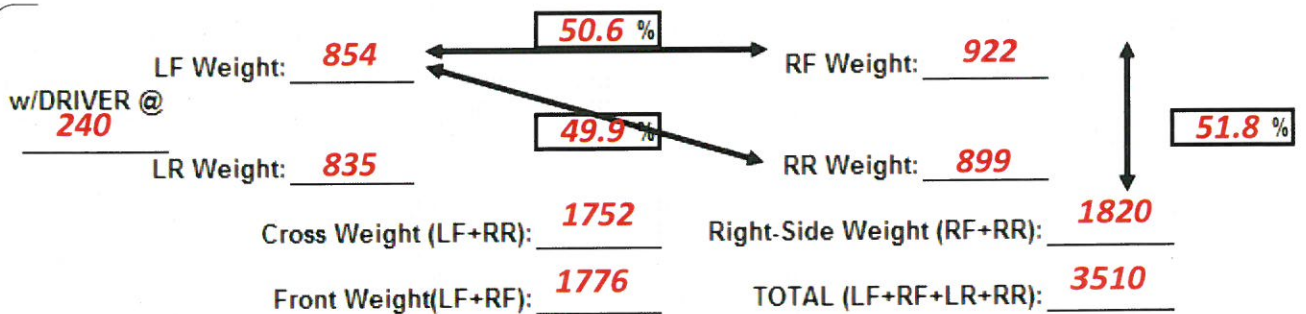
NOTES: Shocks and sway bars disconnected, tires inflated to 30 psi, fuel cell full 22 gallons

1st CHANGE
+½ LF-RR
-½ RF-LR



NOTES: Shocks and sway bars disconnected, tires inflated to 30 psi, fuel cell full 22 gallons

2nd CHANGE
+½ LF-RR
-½ RF-LR



NOTES: Shocks and sway bars disconnected, tires inflated to 30 psi, fuel cell full 22 gallons
** Final setup with cross weight ~50%, front springs 650#, rear springs 400#

Track/Event: M. Hy 2021 Road Atlanta - Practice 1

Date: 4/22/21 Thursday Time: 10:30

Weather & Conditions:

TEMP 50 °F BARO in Hg
HUMIDITY % DA feet

Lap Times:

- | | |
|---|---|
| 1) <u>1</u> (m) <u>54</u> . <u>140</u> (s) | 11) <u> </u> (m) <u> </u> . <u> </u> (s) |
| 2) <u>1</u> (m) <u>42</u> . <u>725</u> (s) | 12) <u> </u> (m) <u> </u> . <u> </u> (s) |
| 3) <u>1</u> (m) <u>37</u> . <u>775</u> (s) | 13) <u> </u> (m) <u> </u> . <u> </u> (s) |
| 4) <u>1</u> (m) <u>35</u> . <u>062</u> (s) | 14) <u> </u> (m) <u> </u> . <u> </u> (s) |
| 5) <u>1</u> (m) <u>36</u> . <u>999</u> (s) | 15) <u> </u> (m) <u> </u> . <u> </u> (s) |
| 6) <u>1</u> (m) <u>34</u> . <u>440</u> (s) | 16) <u> </u> (m) <u> </u> . <u> </u> (s) |
| 7) <u>1</u> (m) <u>36</u> . <u>799</u> (s) | 17) <u> </u> (m) <u> </u> . <u> </u> (s) |
| *8) <u>1</u> (m) <u>33</u> . <u>933</u> (s) | 18) <u> </u> (m) <u> </u> . <u> </u> (s) |
| 9) <u>3</u> (m) <u>07</u> . <u>239</u> (s) | 19) <u> </u> (m) <u> </u> . <u> </u> (s) |
| 10) <u> </u> (m) <u> </u> . <u> </u> (s) | 20) <u> </u> (m) <u> </u> . <u> </u> (s) |

LEFT FRONT

Outside	Middle	Inside
°F	°F	°F

Cold: 20 (psi) Hot: 27 (psi)

RIGHT FRONT

Inside	Middle	Outside
°F	°F	°F

Cold: 20 (psi) Hot: 20 (psi)

LEFT REAR

Outside	Middle	Inside
°F	°F	°F

Cold: 19 (psi) Hot: 25 (psi)

RIGHT REAR

Inside	Middle	Outside
°F	°F	°F

Cold: 19 (psi) Hot: 25 (psi)

Notes: Old Finch Hoosiers

HOBBS START: _____
HOBBS STOP: _____

MILES: 25 26mz

ENGINE OIL TEMP: 93 200
ENGINE WATER TEMP: 133 180

BRAKE ROTOR TEMP (LF/RF): /
BRAKE ROTOR TEMP (LR/RR): /

Track/Event: Mtly 2021 Road Atlanta - Practice 2

Date: 4/22/21 Thursday

Time: 2:00

Weather & Conditions:

TEMP 64°F

BARO in Hg

HUMIDITY 30%

DA feet

Lap Times:

- 1) 1 (m) 38 . 757 (s)
- 2) 1 (m) 34 . 947 (s)
- 3) 1 (m) 35 . 303 (s)
- 4) 1 (m) 34 . 743 (s)
- 5) 1 (m) 37 . 495 (s)
- 6) 1 (m) 36 . 114 (s)
- 7) 1 (m) 32 . 226 (s)
- *8) 1 (m) 31 . 509 (s)
- 9) 2 (m) 46 . 644 (s)
- 10) (m) . (s)

- 11) (m) . (s)
- 12) (m) . (s)
- 13) (m) . (s)
- 14) (m) . (s)
- 15) (m) . (s)
- 16) (m) . (s)
- 17) (m) . (s)
- 18) (m) . (s)
- 19) (m) . (s)
- 20) (m) . (s)

LEFT FRONT

Outside	Middle	Inside
°F	°F	<u>29</u> °F

Cold: 20 (psi) Hot: 29 (psi)

RIGHT FRONT

Inside	Middle	Outside
°F	°F	°F

Cold: 20 (psi) Hot: 28 (psi)

LEFT REAR

Outside	Middle	Inside
°F	°F	°F

Cold: 19 (psi) Hot: 24 1/2 (psi)

RIGHT REAR

Inside	Middle	Outside
°F	°F	°F

Cold: 19 (psi) Hot: 25 1/2 (psi)

Notes:

Old Finch Hoosiers
Add 5 1/2 gal Fuel

HOBBS START:
HOBBS STOP:

MILES: 25 2Amax

ENGINE OIL TEMP: 200
ENGINE WATER TEMP: 180

BRAKE ROTOR TEMP (LF/RF): /
BRAKE ROTOR TEMP (LR/RR): /

Track/Event: Mtly 2021 Road Atlanta - Practice 3

Date: 4/22/21

Time: 4:30

Weather & Conditions:

TEMP 65 °F Breezy North Wind BARO in Hg
HUMIDITY 28 % DA feet

Lap Times:

- | | |
|---|---|
| 1) <u>1</u> (m) <u>37</u> . <u>233</u> (s) | 11) <u> </u> (m) <u> </u> . <u> </u> (s) |
| 2) <u>1</u> (m) <u>33</u> . <u>126</u> (s) | 12) <u> </u> (m) <u> </u> . <u> </u> (s) |
| 3) <u>1</u> (m) <u>33</u> . <u>206</u> (s) | 13) <u> </u> (m) <u> </u> . <u> </u> (s) |
| 4) <u>1</u> (m) <u>34</u> . <u>537</u> (s) | 14) <u> </u> (m) <u> </u> . <u> </u> (s) |
| 5) <u>1</u> (m) <u>32</u> . <u>453</u> (s) | 15) <u> </u> (m) <u> </u> . <u> </u> (s) |
| * 6) <u>1</u> (m) <u>31</u> . <u>363</u> (s) | 16) <u> </u> (m) <u> </u> . <u> </u> (s) |
| 7) <u>2</u> (m) <u>55</u> . <u>036</u> (s) | 17) <u> </u> (m) <u> </u> . <u> </u> (s) |
| 8) <u> </u> (m) <u> </u> . <u> </u> (s) | 18) <u> </u> (m) <u> </u> . <u> </u> (s) |
| 9) <u> </u> (m) <u> </u> . <u> </u> (s) | 19) <u> </u> (m) <u> </u> . <u> </u> (s) |
| 10) <u> </u> (m) <u> </u> . <u> </u> (s) | 20) <u> </u> (m) <u> </u> . <u> </u> (s) |

LEFT FRONT

Outside	Middle	Inside
°F	°F	°F

Cold: 20 (psi) Hot: 28 (psi)

RIGHT FRONT

Inside	Middle	Outside
°F	°F	°F

Cold: 20 (psi) Hot: 27 (psi)

LEFT REAR

Outside	Middle	Inside
°F	°F	°F

Cold: 19 (psi) Hot: 22 1/2 (psi)

RIGHT REAR

Inside	Middle	Outside
°F	°F	°F

Cold: 19 (psi) Hot: 24 (psi)

Notes:

Old Finch Hoosiers
5 1/2 Gal Fuel

Red Flag half-way thru session

HOBBS START:
HOBBS STOP:

MILES: 20 15m25

ENGINE OIL TEMP: 200
ENGINE WATER TEMP: 180

BRAKE ROTOR TEMP (LF/RF): 1
BRAKE ROTOR TEMP (LR/RR): 1

Track/Event: Road Atlanta M.Hy 2021 - Qual 1

Date: 4/23/21

Time: 10:30 AM

Weather & Conditions:

TEMP 55 °F

BARO 30.25 in Hg

HUMIDITY 25 %

DA 1062 feet

Lap Times:

- 1) 1 (m) 36.293 (s)
- 2) 1 (m) 35.863 (s)
- 3) 1 (m) 33.343 (s)
- 4) 1 (m) 32.360 (s)
- * 5) 1 (m) 31.095 (s)
- * 6) 1 (m) 35.055 (s)
- 7) 2 (m) 46.822 (s)
- 8) _____ (m) _____ (s)
- 9) _____ (m) _____ (s)
- 10) _____ (m) _____ (s)
- 11) _____ (m) _____ (s)
- 12) _____ (m) _____ (s)
- 13) _____ (m) _____ (s)
- 14) _____ (m) _____ (s)
- 15) _____ (m) _____ (s)
- 16) _____ (m) _____ (s)
- 17) _____ (m) _____ (s)
- 18) _____ (m) _____ (s)
- 19) _____ (m) _____ (s)
- 20) _____ (m) _____ (s)

LEFT FRONT

Outside	Middle	Inside
°F	°F	°F

Cold: 20 (psi) Hot: 29 1/2 (psi)

RIGHT FRONT

Inside	Middle	Outside
°F	°F	°F

Cold: 20 (psi) Hot: 29 (psi)

LEFT REAR

Outside	Middle	Inside
°F	°F	°F

Cold: 20 (psi) Hot: 24 (psi)

RIGHT REAR

Inside	Middle	Outside
°F	°F	°F

Cold: 20 (psi) Hot: 27 (psi)

Notes:

~~Old Hoosiers~~
 Add 5 1/2 Gal
 Increased Rear Press to 20#
 to Get Hot Press ≈ 24/25#
 John F. Agels Hoosiers
 welded LF Top A-Frame

HOBBS START: _____
HOBBS STOP: _____

MILES: 20 15M25

ENGINE OIL TEMP: 200
ENGINE WATER TEMP: 180

BRAKE ROTOR TEMP (LF/RF): /
BRAKE ROTOR TEMP (LR/RR): /

Sorted on best lap time


HSR The Mitty

Group 8

Road Atlanta 2.540 miles

Group 8 Qualifying 1

4/23/2021 10:55

Qualifying started at 10:56:55

Pos	No.	Name	Class	Best Tm	Car Info	Color	Hometown
1	9	Bill Elliott	SCA	1:27.387	2010 Ford Taurus 5867	Blue	Atlanta GA
2	42	Mark Furcini	SCA	1:27.683	2005 Dodge Charger 358	Black	Phoenix AZ
3	22	Jack Finch	SCA	1:28.310	2002 Dodge charger 5800	yellow	Thomasville NC
4	83	John Finger	SCA	1:29.400	2002 Chevrolet Monte Carlo 5866	White/Blue	Greenville SC
5	1	Frank Marcum	SCB	1:29.864	2001 Ford Taurus 5867	White/Orange	Lexington KY
6	26	Ryan Thompson	SCA	1:30.129	2006 Chevrolet Monte Carlo 5486	White	Destin FL
7	11	John Orzechowski	SCB	1:31.119	2000 Chevrolet Monte Carlo 5822	Red	Frederick MD
8	48	Larry Hoopaugh	SCA	1:32.573	2009 Chevrolet Impala 5867	Black/White	Chester SC
9	18	Mark Gobble	SCB	1:32.847	2002 Chevrolet Monte Carlo 358	Green	Moneta VA
10	38	Curt Vogt	SCA	1:33.514	2006 Ford Fusion 5870	M&Ms livery	Wallingford CT
11	90	Brent Bernath	SCA	1:36.447	2002 Ford Fusion 5800	Silver/Blue/Red	Atlanta GA
12	7	Christopher Evans	SCA	1:37.626	2005 Chevrolet Monte Carlo 358	Black/Yellow	Indiana PA
13	40	Dan Maloy	SCA	1:37.721	2006 Chevrolet Monte Carlo 5866	White/Blue	Saint Marys GA
14	01	Rodney Reston	SCA	1:38.387	2005 Chevrolet Monte Carlo 358	Black	Palm City FL
15	33	Greg Richardson	SCA	1:40.300	2014 Chevrolet Camaro 358	Black/Silver	Cary NC
16	95	Ricky Knuckles	SDCA	1:43.055	2012 Chevrolet Impala SS	Black	Dunn NC
17	47	Lee Topping	SCC	2:02.432	2006 Toyota Camry 3520	Red/Yellow	Redding CT
18	.33	No Transponder					
19	94	Scott Lovett	SCB		2000 Ford Taurus	Red/Yellow	Atlanta GA

Announcements
No transponder detected #33 - not timed

Orbits



Official HSR Partner



Official HSR Partner



Official HSR Partner



Official HSR Partner


 Official Sponsor of the
International American Challenge


Official HSR Partner

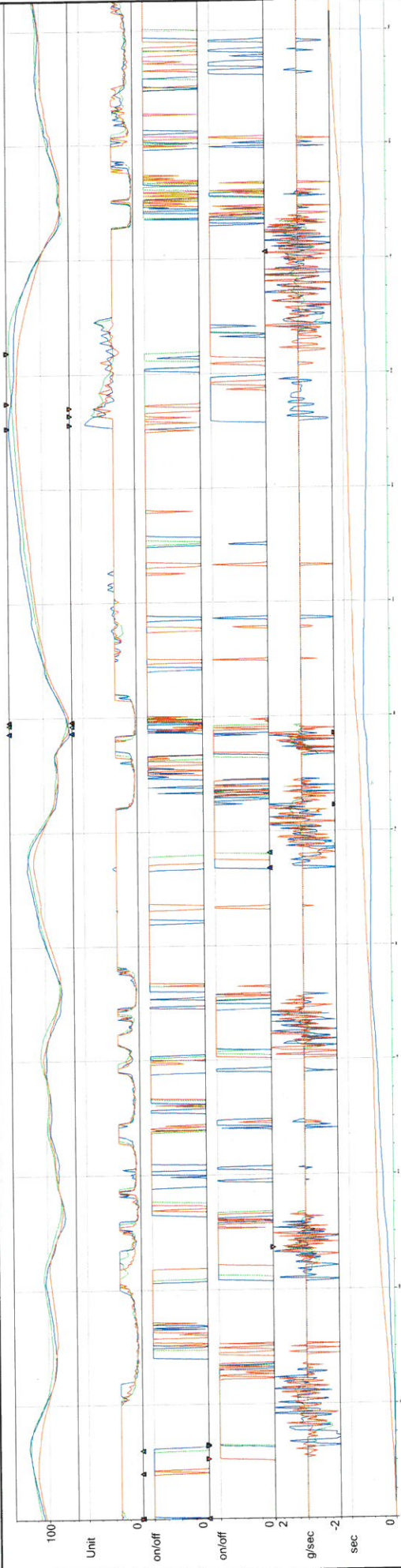
Race Studio Analysis - Racing Data Acquisition System

Name: John A Orzechowski_11_20210423_103554
 Date: 23-04-21 10:35:53
 Track: Road Atl GA
 Vehicle: Fusion_90
 Driver: John A Orzechowski
 Note: Friday morning qualifying. Had to repair LF Upper Arm before the run.

Name: Brent Bernath_Fusion_90_20210423_152244
 Date: 23-04-21 15:22:44
 Track: Road Atl GA
 Vehicle: Fusion_90
 Driver: Brent Bernath
 Note: 1st Race of the weekend... nice job breaking the 1:36 barrier... go Ch Jack Yeager!

Name: Dan Malloy_MonteCarlo-40_20210423_19390
 Date: 23-04-21 15:22:35
 Track: Road Atl GA
 Vehicle: MonteCarlo-40
 Driver: Dan Malloy
 Note: Race #1 of the weekend, welcome to the club!!

Data:
 John A Orzechowski_11_20210423_103554 - 6 01 31 095 - GPS_Speed [mph]
 John A Orzechowski_11_20210423_103554 - 6 01 31 095 - Throttle_On [on/off]
 John A Orzechowski_11_20210423_103554 - 6 01 31 095 - Brake_On [on/off]
 John A Orzechowski_11_20210423_103554 - 6 01 31 095 - Brake_Speed [g/sec]
 Brent Bernath_Fusion_90_20210423_152244 - 4 01 33 794 - GPS_Speed [mph]
 Brent Bernath_Fusion_90_20210423_152244 - 4 01 33 794 - Turn Radius [Unit]
 Brent Bernath_Fusion_90_20210423_152244 - 4 01 33 794 - Throttle_On [on/off]
 Brent Bernath_Fusion_90_20210423_152244 - 4 01 33 794 - Brake_On [on/off]
 Brent Bernath_Fusion_90_20210423_152244 - 4 01 33 794 - Brake_Speed [g/sec]
 Dan Malloy_MonteCarlo-40_20210423_19390 - 4 01 37 297 - GPS_Speed [mph]
 Dan Malloy_MonteCarlo-40_20210423_19390 - 4 01 37 297 - Turn Radius [Unit]
 Dan Malloy_MonteCarlo-40_20210423_19390 - 4 01 37 297 - Throttle_On [on/off]
 Dan Malloy_MonteCarlo-40_20210423_19390 - 4 01 37 297 - Brake_On [on/off]
 Dan Malloy_MonteCarlo-40_20210423_19390 - 4 01 37 297 - Brake_Speed [g/sec]



John Orzechowski Racing

Track/Event: MitHy 2021 Road Atlanta - Race 1

Date: 4/23/21

Time: 3:15

Weather & Conditions:

Sunny

TEMP 67 °F

BARO in Hg

HUMIDITY 36 %

DA feet

Lap Times:

- 1) 9 (m) 38 . 704 (s)
- 2) 2 (m) 15 . 139 (s)
- 3) (m) . (s)
- 4) (m) . (s)
- 5) (m) . (s)
- 6) (m) . (s)
- 7) (m) . (s)
- 8) (m) . (s)
- 9) (m) . (s)
- 10) (m) . (s)

- 11) (m) . (s)
- 12) (m) . (s)
- 13) (m) . (s)
- 14) (m) . (s)
- 15) (m) . (s)
- 16) (m) . (s)
- 17) (m) . (s)
- 18) (m) . (s)
- 19) (m) . (s)
- 20) (m) . (s)

LEFT FRONT

Outside	Middle	Inside
°F	°F	°F

Cold: 20 (psi) Hot: (psi)

RIGHT FRONT

Inside	Middle	Outside
°F	°F	°F

Cold: 20 (psi) Hot: (psi)

LEFT REAR

Outside	Middle	Inside
°F	°F	°F

Cold: 21 (psi) Hot: (psi)

RIGHT REAR

Inside	Middle	Outside
°F	°F	°F

Cold: 20 (psi) Hot: (psi)

Notes: John Fingers Hoops #15
Add 4 3/4 Gal
Increased LR to 21#

Lap 1 - Broke Transmission and/or
Rear End

HOBBS START:

HOBBS STOP:

MILES: 5 12 min

ENGINE OIL TEMP:

ENGINE WATER TEMP:

BRAKE ROTOR TEMP (LF/RF): /

BRAKE ROTOR TEMP (LR/RR): /

HSR The Mitty

Sorted on Laps

 Group 8
 Group 8 WeatherTech Sprint Race 2
 Race (8 Laps)

Road Atlanta 2.540 miles

4/24/2021 10:05



Pos	No.	PIC	Name	Class	Laps	Best Tm	Car Info	Hometown
1	9	1	Bill Elliott	SCA			2010 Ford Taurus 5867	Atlanta GA
2	42	2	Mark Furcini	SCA			2005 Dodge Charger 358	Phoenix AZ
3	83	3	John Finger	SCA			2002 Chevrolet Monte Carlo 5866	Greenville SC
4	22	4	Jack Finch	SCA			2002 Dodge charger 5800	Thomasville NC
5	1	1	Frank Marcum	SCB			2001 Ford Taurus 5867	Lexington KY
6	48	5	Larry Hoopaugh	SCA			2009 Chevrolet Impala 5867	Chester SC
7	18	2	Mark Gobble	SCB			2002 Chevrolet Monte Carlo 358	Moneta VA
8	26	6	Ryan Thompson	SCA			2006 Chevrolet Monte Carlo 5486	Destin FL
9	38	7	Curt Vogt	SCA			2006 Ford Fusion 5870	Wallingford CT
10	90	8	Brent Bernath	SCA			2002 Ford Fusion 5800	Atlanta GA
11	01	9	Rodney Reston	SCA			2005 Chevrolet Monte Carlo 358	Palm City FL
12	33	10	Greg Richardson	SCA			2014 Chevrolet Camaro 358	Cary NC
13	40	11	Dan Maloy	SCA			2006 Chevrolet Monte Carlo 5866	Saint Marys GA
14	95	1	Ricky Knuckles	SDCA			2012 Chevrolet Impala SS	Dunn NC
15	7	12	Christopher Evans	SCA			2005 Chevrolet Monte Carlo 358	Indiana PA
16	11	3	John Orzechowski	SCB			2000 Chevrolet Monte Carlo 5822	Frederick MD
17	47	1	Lee Topping	SCC			2006 Toyota Camry 3520	Redding CT
18	94	4	Scott Lovett	SCB			2000 Ford Taurus	Atlanta GA

Margin of Victory

Avg. Speed

Best Lap Tm

Best Speed

Best Lap by

Orbits



Official HSR Partner

Official HSR Partner

Official HSR Partner

Official HSR Partner

 Official Sponsor of the
International American Challenge

Official HSR Partner

Track/Event: M. Hy 2021 Road Atlanta - Race 4 (Raced)

Date: 4/25/21

Time: 12:40 PM

Weather & Conditions:

TEMP ____ °F BARO ____ in Hg
HUMIDITY ____ % DA ____ feet

Lap Times:

- | | |
|-------------------------------------|-----------------------|
| 1) <u>9</u> (m) <u>55.316</u> (s) | 11) ____ (m) ____ (s) |
| 2) <u>2</u> (m) <u>33.049</u> (s) | 12) ____ (m) ____ (s) |
| 3) <u>1</u> (m) <u>38.305</u> (s) | 13) ____ (m) ____ (s) |
| * 4) <u>1</u> (m) <u>36.714</u> (s) | 14) ____ (m) ____ (s) |
| 5) <u>1</u> (m) <u>37.333</u> (s) | 15) ____ (m) ____ (s) |
| 6) <u>1</u> (m) <u>09.027</u> (s) | 16) ____ (m) ____ (s) |
| 7) ____ (m) ____ (s) | 17) ____ (m) ____ (s) |
| 8) ____ (m) ____ (s) | 18) ____ (m) ____ (s) |
| 9) ____ (m) ____ (s) | 19) ____ (m) ____ (s) |
| 10) ____ (m) ____ (s) | 20) ____ (m) ____ (s) |

LEFT FRONT

Outside	Middle	Inside
°F	°F	°F

Cold: 20 (psi) Hot: ____ (psi)

RIGHT FRONT

Inside	Middle	Outside
°F	°F	°F

Cold: 20 (psi) Hot: ____ (psi)

LEFT REAR

Outside	Middle	Inside
°F	°F	°F

Cold: 21 (psi) Hot: ____ (psi)

RIGHT REAR

Inside	Middle	Outside
°F	°F	°F

Cold: 20 (psi) Hot: ____ (psi)

Notes: John Finger Hoosiers
New Transmission
New Reg End (3.75 fm 370)
Added 1 1/2 Gal Fuel
New Truck Arm Bushings
Driveline Problems Again

HOBBS START: ____
HOBBS STOP: ____

MILES: 14 19mz

ENGINE OIL TEMP: ____
ENGINE WATER TEMP: ____

TOTAL TIME = 1.9 Hours BRAKE ROTOR TEMP (LF/RF): 1
TOTAL MILEAGE = 109 miles BRAKE ROTOR TEMP (LR/RR): 1

Sorted on Laps

HSR The Mitty


Group 8

Road Atlanta 2.540 miles

Group 8 Weather Tech Feature Race 4

4/25/2021 12:40

Race (7 Laps) started at 12:45:45



Pos	No.	PIC	Name	Class	Laps	Best Tm	Car Info	Hometown
1	42	1	Mark Furcini	SCF	7	1:29.194	2005 Dodge Charger 358	Phoenix AZ
2	22	2	Jack Finch	SCF	7	1:28.716	2002 Dodge charger 5800	Thomasville NC
3	83	1	John Finger	SCB	7	1:28.654	2002 Chevrolet Monte Carlo 5866	Greenville SC
4	26	2	Ryan Thompson	SCB	7	1:28.018	2006 Chevrolet Monte Carlo 5486	Destin FL
5	48	1	Larry Hoopaugh	SCA	7	1:31.154	2009 Chevrolet Impala 5867	Chester SC
6	18	3	Mark Gobble	SCB	7	1:31.506	2002 Chevrolet Monte Carlo 358	Moneta VA
7	90	2	Brent Bernath	SCA	7	1:32.729	2002 Ford Fusion 5800	Atlanta GA
8	9	1	Bill Elliott	SCD	7	1:32.845	2010 Ford Taurus 5867	Atlanta GA
9	33	3	Greg Richardson	SCA	7	1:33.861	2014 Chevrolet Camaro 358	Cary NC
10	94	4	Scott Lovett	SCB	7	1:32.899	2000 Ford Taurus	Atlanta GA
11	38	5	Curt Vogt	SCB	7	1:32.563	2006 Ford Fusion 5870	Wallingford CT
12	01	6	Rodney Reston	SCB	7	1:36.126	2005 Chevrolet Monte Carlo 358	Palm City FL
13	40	1	Dan Maloy	SCC	7	1:38.600	2006 Chevrolet Monte Carlo 5866	Saint Marys GA
14	95	1	Ricky Knuckles	SDCA	7	1:41.153	2012 Chevrolet Impala SS	Dunn NC
15	8	7	Christopher Evans	SCB	6	1:43.967	2005 Chevrolet Monte Carlo 358	Indiana PA
16	11	2	John Orzechowski	SCD	3	1:36.711	2000 Chevrolet Monte Carlo 5822	Frederick MD

Margin of Victory	Avg. Speed	Best Lap Tm	Best Speed	Best Lap by
0.	101.609	1:28.018	103.888	26 - Ryan Thompson

Orbits



Official HSR Partner



Official HSR Partner



Official HSR Partner



Official HSR Partner



Official HSR Partner



Official HSR Partner