

# 2000 Monte Carlo - #11

<u>TRACK</u>	<u>DATE</u>	<u>TOTAL TIME</u>	<u>TOTAL MILES</u>	<u>TRANS</u>
ESTIMATE WHEN PURCHASED	July-06	3.0	0	
VIR	September-06	2.0	56	
SUMMIT POINT	November-06	3.5	332	
VIR	March-07	4.5	345	
ROAD ATLANTA	April-07	1.5	98	98
WATKINS GLEN	June-07	2.0	155	155
ROAD ATLANTA	May-08	1.5	115	115
ROAD ATLANTA	October-08	1.7	119	119
SEBRING	December-08	2.5	153	153
DYNO @ L&B	May-09	0.5	0	0
<b>SUB-TOTAL----&gt;</b>		<b>22.7</b>	<b>1373</b>	<b>640</b>
VIR	June-09	2.0	118	118
SUMMIT POINT	November-10	2.0	96	96
SUMMIT POINT	November-11	1.5	114	114
SUMMIT POINT	November-12	1.5	120	120
SUMMIT POINT	July-13	1.0	36	36
VIR	July-13	2.0	140	140
ROAD ATLANTA	April-14	2.0	173	173
VIR	September-14	2.8	217	217
SUMMIT POINT	November-14	2.3	154	154
<b>SUB-TOTAL----&gt;</b>		<b>17.0</b>	<b>1168</b>	<b>1168</b>
ROAD ATLANTA	April-15	2.5	190	190
WATKINS GLEN	Jul-15	4.0	363	363
SUMMIT POINT	Nov-15	2.0	155	155
ROAD ATLANTA	Apr-16	2.0	175	175
<b>SUB-TOTAL----&gt;</b>		<b>10.5</b>	<b>883</b>	<b>883</b>
<b>GRAND TOTAL BEFORE 5/21/18 REBUILD ----&gt;</b>		<b>50.2</b>	<b>3424</b>	<b>883</b>
DYNO @ KRINER'S	May-18	1.0	0	883
ROAD ATLANTA	Apr-19	1.7	174	174
ROAD ATLANTA	Apr-21	1.6	89	89
<b>SUB-TOTAL----&gt;</b>		<b>4.3</b>	<b>263</b>	<b>1146</b>
ROAD ATLANTA	May-22	1.5	150	150
ROAD ATLANTA	Apr-23	1.2	108	108
<b>SUB-TOTAL----&gt;</b>		<b>2.7</b>	<b>258</b>	<b>258</b>

\*\* Engine scheduled for routine yearly maintenance 5/9/2009

- Engine had multiple broken valve springs ISKY 9975
- Replaced roller lifters and valve springs  
ISKY VALVE SPRINGS PN: 9975  
ISKY ROLLER LIFTERS PN: 1241-LO-150
- Replaced timing belt and front cover seals

\*\* Transmission broke after 1808 miles at Summit Point Turkey Bowl 11/30/2014

\*\* Engine removed from chassis for the following maintenance 3/15/2015

- Replaced valve springs
- Installed G-Force 4A Transmission
- Removed motor plate to replace water pump gaskets

\*\* Brake Calipers removed from chassis and sent to Essex Parts Service for rebuild/testing. 1/25/2016

\*\* Engine delivered to Kriner's to be rebuilt. 12/27/2016

\*\* Engine dynoed at Kriner's 5/21/2018

\*\* Transmission broke after 1146 miles at Road Atlanta "Mitty" 4/23/2021, installed spare.

\*\* Broke both rear trailing arms, bent the rear shocks. Repaired and replaced.

\*\* Broke LF Upper A-Arm, replaced both LF/RF Upper A-Arm's.

\*\* Driveshaft bolts broke, replaced with new driveshaft, u-joints, and straps/bolts.

\*\* 258 miles on spare transmission as of 5/1/2023

<u>Acquired From</u>	<u>Mounted</u>	<u># of Laps</u>	<u>Last Run</u>	<u>Description</u>	<u>MARKED</u>
SASCO	4/24/2021	-	-	New Stickers	RA 4/21

		<u>Weight's Outside</u>	<u>Weight's Inside</u>	
Hoosier HSC	75A	LF	-	2.50
Hoosier HSC	75A	RF	-	1.25
Hoosier HSC	75A	LR	1.50	1.75
Hoosier HSC	75A	RR	-	1.25

<u>Heat Cycles</u>	<u>DATE</u>	<u># of Laps</u>	<u>Last Run</u>	<u>Description</u>	<u>MARKED</u>
1	4/29/2022	6	Road Atlanta GP	Q1	RA 4/21
2	4/30/2022	9	Road Atlanta GP	Q3-RACE	RA 4/21
3	4/30/2022	8	Road Atlanta GP	RACE 1	RA 4/21
4	5/1/2022	9	Road Atlanta GP	RACE 2	RA 4/21
5	4/22/2023	9	Road Atlanta GP	Q1	RA 4/21
6					RA 4/21
7					RA 4/21
8					RA 4/21
9					RA 4/21
10					RA 4/21
11					RA 4/21
12					RA 4/21
13					RA 4/21
14					RA 4/21
15					RA 4/21

**NOTES:** **Qualifying #1: Best Lap = 1:31.01 ---> Personal Best!!**

Qualifying #3 - RACE: Best Lap = 1:33.36

RACE #1: Best Lap = 1:33.94

RACE #2: Best Lap = 1:33.06

Qualifying #1 - Best Lap = 1:37.74 - Damp Track, lots of traffic and cars!!

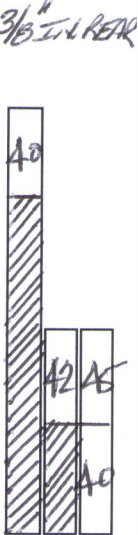
# CHASSIS SETUP SHEET

DATE: 4-15-23  
 CAR: BNS MONTE CARLO #11  
 TRACK: ROAD ATLANTA

<u>LF</u>	
Tire Pressure:	<u>30 PSI</u>
Tire Size:	<u>HOOSIER</u>
Shock Compression:	
Shock Rebound:	
Spring Rate:	<u>650</u>
Anti-Dive & Slugs:	<u>0.5" (0-0)</u>
Camber & Shims:	<u>-3.0° 1/8"</u>
Caster & Slugs:	<u>+4.8° (3/32 - 3/32)</u>
Ride Height:	<u>5 3/8"</u>
Upper A-Arm Angle:	<u>19.7°</u>
Wheel Spacers:	<u>1/4"</u>

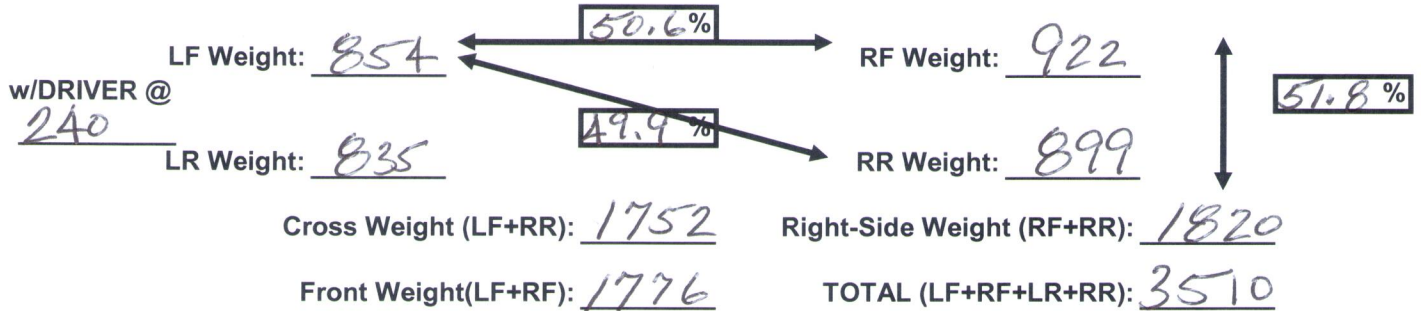
<u>RF</u>	
Tire Pressure:	<u>30 PSI</u>
Tire Size:	<u>HOOSIER</u>
Shock Compression:	
Shock Rebound:	
Spring Rate:	<u>650</u>
Anti-Dive & Slugs:	<u>0.5" (0-0)</u>
Camber & Shims:	<u>-2.7° 1/8"</u>
Caster & Slugs:	<u>+4.8° (3/8 - 3/8)</u>
Ride Height:	<u>5 5/8"</u>
Upper A-Arm Angle:	<u>24°</u>
Wheel Spacers:	<u>1/4" + 1/8"</u>

Front Valence Height:	LF= <u>5"</u>	RF= <u>4 3/4"</u>
Front / Rear Brake Bias:	FRONT: _____	REAR: _____
Front Toe-Out:	<u>1/16"</u>	
Front Sway Bar:	<u>1 3/16"</u>	HOLLOW / NEUTRAL
Rear Toe-In:	<u>1/16"</u>	
Rear Sway Bar:	<u>0.900</u>	SOLID / NEUTRAL
Rear End Ratio:	<u>3.70:1</u>	
Rear Pinion Angle:	<u>5° DOWN</u>	SHIM: <u>~2.0°</u>
Track Bar Height:	LR= <u>10 3/4"</u>	RR= <u>11 1/4" 0.2°</u>
Fuel Level:	<u>FULL</u>	




<u>LR</u>	
Tire Pressure:	<u>30 PSI</u>
Tire Size:	<u>HOOSIER</u>
Shock Compression:	
Shock Rebound:	
Spring Rate:	<u>400</u>
Camber:	<u>-0.5°</u>
Ride Height:	<u>6 1/4"</u>
Trailing Arm Angle:	<u>0.9°</u>
Wheel Spacers:	<u>1/4" + 1/4"</u>

<u>RR</u>	
Tire Pressure:	<u>30 PSI</u>
Tire Size:	<u>HOOSIER</u>
Shock Compression:	
Shock Rebound:	
Spring Rate:	<u>400</u>
Camber:	<u>-0.5°</u>
Ride Height:	<u>6 5/8"</u>
Trailing Arm Angle:	<u>0.9°</u>
Wheel Spacers:	<u>1/4" + 1/8"</u>



NOTES: \*TOTAL TIME ON ENGINE = 5.8  
 \*SERVICED AND RESEALLED OIL TANK  
 \*REPLACED FUEL PUMP WITH CV PRODUCTS BILLET  
 \*RESET REAR TRAILING ARMS  
 \*REPLACED FRONT ROTORS AND PADS [BLED BRAKE FLUIDS]



Track/Event: ROAD ATLANTA "MITTY" Q1

Date: 4/28/23

Time: 10:00 AM

Weather & Conditions:

Low Overcast; Damp

TEMP 62 °F

BARO 29.82 in Hg

HUMIDITY 82 %

DA 2036 feet

Lap Times:

1) 1 (m) 46.687 (s)

2) 1 (m) 41.989 (s)

3) 1 (m) 40.112 (s)

4) 1 (m) 41.519 (s)

5) 1 (m) 48.500 (s)

6) 1 (m) 38.262 (s)

\* 7) 1 (m) 37.742 (s)

8) 3 (m) 18.523 (s)

9) \_\_\_\_\_ (m) \_\_\_\_\_ (s)

10) \_\_\_\_\_ (m) \_\_\_\_\_ (s)

11) \_\_\_\_\_ (m) \_\_\_\_\_ (s)

12) \_\_\_\_\_ (m) \_\_\_\_\_ (s)

13) \_\_\_\_\_ (m) \_\_\_\_\_ (s)

14) \_\_\_\_\_ (m) \_\_\_\_\_ (s)

15) \_\_\_\_\_ (m) \_\_\_\_\_ (s)

16) \_\_\_\_\_ (m) \_\_\_\_\_ (s)

17) \_\_\_\_\_ (m) \_\_\_\_\_ (s)

18) \_\_\_\_\_ (m) \_\_\_\_\_ (s)

19) \_\_\_\_\_ (m) \_\_\_\_\_ (s)

20) \_\_\_\_\_ (m) \_\_\_\_\_ (s)

### LEFT FRONT

Outside	Middle	Inside
°F	°F	°F

Cold: 21 (psi) Hot: 29 (psi)

### RIGHT FRONT

Inside	Middle	Outside
°F	°F	°F

Cold: 21 (psi) Hot: 29 (psi)

### LEFT REAR

Outside	Middle	Inside
°F	°F	°F

Cold: 19 (psi) Hot: 24 (psi)

### RIGHT REAR

Inside	Middle	Outside
°F	°F	°F

Cold: 19 (psi) Hot: 24 (psi)

Notes: "Original" stickers from '21

---

---

---

---

---

---

---

---

---

---

HOBBS START: \_\_\_\_\_  
HOBBS STOP: \_\_\_\_\_

15 min

MILES: 23

ENGINE OIL TEMP: 190  
ENGINE WATER TEMP: 180

BRAKE ROTOR TEMP (LF/RF): /  
BRAKE ROTOR TEMP (LR/RR): /

The Mitty 2023

Sorted on best lap time

Group 8

Michelin Raceway Road Atlanta 2.540 miles

Group 8 Qualifying 1

4/28/2023 10:00

Qualifying started at 9:59:19

Pos	No.	Name	Class	Best Tm	Car Info	Hometown	Color
1	22	Jack Finch	SCE	1:30.811	2002 Dodge Charger 5866	Thomasville NC	Yellow
2	38	Curt Vogt	SCB	1:31.219	2006 Ford Fusion 5870	Wallingford CT	"M&M"'s li
3	17	Kyle Shields	SCA	1:31.231	2014 Toyota Camry 5867	Dacula GA	White
4	33A	John Finger	SCB	1:32.257	2002 Chevrolet Monte Carlo 5866	Greenville SC	Wht/Blue
5	22trk	Joe Nemechek	SCE	1:32.939	truck	Cornelius NC	Black
6	2A	Scott Holley	SCB	1:33.330	2004 Dodge Charger 5866	Fortville IN	Blue
7	78	Alan Sevadjan	SCB	1:34.831	2006 Chevrolet Monte Carlo 5735	Richardson TX	Black/Oran
8	83	Christopher Evans	SCA	1:35.123	2013 Chevrolet Camaro 5866	Indiana PA	Red/Wht/E
9	8	Shannon Ivey	SCB	1:35.125	2005 Chevrolet Monte Carlo 5867	Rogers MN	Red
10	126	Adam Diamond	SCD	1:35.973	1995 Ford Fusion ASA 5700	Atlanta GA	Blue
11	25	Mac McGarry	SCC	1:36.399	1989 Chevrolet Lumina 5600	Walnut Creek CA	White/Gre
12	90	Brent Bernath	SCB	1:37.000	2002 Ford Fusion 5800	Atlanta GA	Silver/Blue
13	11	John Orzechowski	SCB	1:37.742	2000 Chevrolet Monte Carlo 5822	Frederick MD	Red
14	7	Ed Bull	SCA	1:38.405	2014 Ford Fusion 5867	Cape Charles VA	Blue
15	15A	Rodney Reston	SCA	1:39.043	2013 Chevrolet Camaro 5866	Jupiter FL	Gray/White
16	18A	Mark Gobble	SCB	1:39.238	2002 Chevrolet Monte Carlo 358	Moneta VA	Green
17	43	Brad Herring	SCC	1:39.368	1996 Pontiac Gran Prix 5700	Marietta GA	Red/Blue
18	12	Gary Moore	SCC	1:39.705	1994 Ford Thunderbird 5866	Bethlehem PA	W/Y/ G/ B
19	96	Corey Cochran	SCT	1:40.579	2006 Chevrolet Silverado 5866	Lantana TX	Gray/black
20	8B	Brian Pritchard	SCA	1:42.160	2018 Toyota Camry 5788	Niles OH	Black/Oran
21	8J	Jennifer Cobb	SCB	1:42.564	2006 Chevrolet Monte Carlo 5866	Mooresville NC	2006
22	40	Dan Maloy	SCB	1:43.465	2006 Chevrolet Monte Carlo 5866	Saint Marys GA	White/Blue
23	30	Ricky Sanders	SCB	1:47.561	2000 Pontiac Grand Prix 5866	Stockbridge GA	Yellow
24	46	Ryan Thomson	SCB	1:47.781	1990 Chevrolet Lumina 5866	Destin FL	Green
25	26	Scott Dolfi	SCA	1:48.024	2013 Ford Fusion 358	Pittsburgh PA	White/ Pur
26	2	Eric Servick	SCB	1:49.990	2005 Dodge Charger 5866	Blairsville GA	Blue
27	419	Ryan Gemmell	SCA	1:51.580	2009 Toyota Camry 5866	Mooresville NC	Grey
28	48A	Owen Middour	SCC	1:56.229	1986 Chevrolet Monte Carlo 5700	Atlanta GA	Red/White
29	3	Mike Parsons	SCC	1:56.872	1993 Chevrolet Lumina 5817	Olympia WA	Black
30	29	Samuel LeComte	SCB	2:14.738	2006 Chevrolet Monte Carlo 5867	Flower Mound TX	Black/Gray
31	41	Brian Norman	SCB		2006 Dodge Charger 5867	Loganville GA	Red

Announcements

#3 AND #41 no transponder detected - not timed

Chief of Timing & Scoring Anne Kumor

Orbits



Official HSR Partner



Official HSR Partner



Official HSR Partner



Official HSR Partner



Official Sponsor of the International American Challenge



Official HSR Partner

Track/Event: Road Atlanta "Mitty" Q2

Date: 4/29/23

Time: 3:30

Weather & Conditions:

TEMP 75°F

BARO 29.79 in Hg

HUMIDITY 54%

DA 2987 feet

Lap Times:

1) 1 (m) 38.977 (s)

2) 1 (m) 35.145 (s)

3) 1 (m) 35.073 (s)

4) 1 (m) 33.606 (s)

\* 5) 1 (m) 33.413 (s)

6) 2 (m) 56.192 (s)

7) \_\_\_\_\_ (m) \_\_\_\_\_ (s)

8) \_\_\_\_\_ (m) \_\_\_\_\_ (s)

9) \_\_\_\_\_ (m) \_\_\_\_\_ (s)

10) \_\_\_\_\_ (m) \_\_\_\_\_ (s)

11) \_\_\_\_\_ (m) \_\_\_\_\_ (s)

12) \_\_\_\_\_ (m) \_\_\_\_\_ (s)

13) \_\_\_\_\_ (m) \_\_\_\_\_ (s)

14) \_\_\_\_\_ (m) \_\_\_\_\_ (s)

15) \_\_\_\_\_ (m) \_\_\_\_\_ (s)

16) \_\_\_\_\_ (m) \_\_\_\_\_ (s)

17) \_\_\_\_\_ (m) \_\_\_\_\_ (s)

18) \_\_\_\_\_ (m) \_\_\_\_\_ (s)

19) \_\_\_\_\_ (m) \_\_\_\_\_ (s)

20) \_\_\_\_\_ (m) \_\_\_\_\_ (s)

LEFT FRONT

Outside	Middle	Inside
°F	°F	°F

Cold: 20 1/2 (psi) Hot: 28 1/2 (psi)

RIGHT FRONT

Inside	Middle	Outside
°F	°F	°F

Cold: 20 1/2 (psi) Hot: 27 1/2 (psi)

LEFT REAR

Outside	Middle	Inside
°F	°F	°F

Cold: 19 1/2 (psi) Hot: 24 1/2 (psi)

RIGHT REAR

Inside	Middle	Outside
°F	°F	°F

Cold: 19 1/2 (psi) Hot: 24 1/2 (psi)

Notes: Jack's RA Set 2 4/22/  
Add Approx 5 1/2 Gal

HOBBS START: \_\_\_\_\_  
HOBBS STOP: \_\_\_\_\_ 12 min

MILES: 18

ENGINE OIL TEMP: 230  
ENGINE WATER TEMP: 180

BRAKE ROTOR TEMP (LF/RF): /  
BRAKE ROTOR TEMP (LR/RR): /



WeatherTech®

SPRINT SERIES



The Mitty 2023

Sorted on best lap time

Group 8

Michelin Raceway Road Atlanta 2.540 miles

Group 8 Qualifying 2

4/28/2023 15:30

Qualifying started at 15:30:07

Pos	No.	Name	Class	Best Tm	Car Info	Hometown	Color
1	38	Curt Vogt	SCB	1:27.134	2006 Ford Fusion 5870	Wallingford CT	"M&M"'s li
2	22A	Joe Nemecek	SCT	1:27.829	2007 Chevrolet Silverado 5866	Cornelius NC	Black
3	48	Joseph Burke	SCB	1:28.859	2006 Chevrolet Monte Carlo SS 5866	Atlanta GA	Blue/Silver
4	22	Jack Finch	SCE	1:28.888	2002 Dodge Charger 5866	Thomasville NC	Yellow
5	17	Kyle Shields	SCA	1:29.909	2014 Toyota Camry 5867	Dacula GA	White
6	33A	John Finger	SCB	1:30.887	2002 Chevrolet Monte Carlo 5866	Greenville SC	Wht/Blue
7	8	Shannon Ivey	SCB	1:30.962	2005 Chevrolet Monte Carlo 5867	Rogers MN	Red
8	41	Brian Norman	SCB	1:31.325	2006 Dodge Charger 5867	Loganville GA	Red
9	18A	Mark Gobble	SCB	1:31.502	2002 Chevrolet Monte Carlo 358	Moneta VA	Green
10	419	Ryan Gemmell	SCA	1:31.525	2009 Toyota Camry 5866	Mooreville NC	Grey
11	78	Alan Sevadjian	SCB	1:31.693	2006 Chevrolet Monte Carlo 5735	Richardson TX	Black/Oran
12	83	Christopher Evans	SCA	1:32.780	2013 Chevrolet Camaro 5866	Indiana PA	Red/Wht/E
13	94	Scott Lovett	SCB	1:33.173	2000 Ford Taurus 5866	Atlanta GA	Red/Yellow
14	11	John Orzechowski	SCB	1:33.392	2000 Chevrolet Monte Carlo 5822	Frederick MD	Red
15	126	Adam Diamond	SCD	1:33.795	1995 Ford Fusion ASA 5700	Atlanta GA	Blue
16	46	Ryan Thomson	SCB	1:33.984	1990 Chevrolet Lumina 5866	Destin FL	Green
17	15	Carlus Gann	SCC	1:34.156	1987 Ford Thunderbird 5687	La Fayette GA	Red/White
18	8B	Brian Pritchard	SCA	1:34.165	2018 Toyota Camry 5788	Niles OH	Black/Oran
19	15A	Rodney Reston	SCA	1:34.325	2013 Chevrolet Camaro 5866	Jupiter FL	Gray/White
20	96	Corey Cochran	SCT	1:34.590	2006 Chevrolet Silverado 5866	Lantana TX	Gray/black
21	90	Brent Bernath	SCB	1:34.638	2002 Ford Fusion 5800	Atlanta GA	Silver/Blue
22	25	Mac McGarry	SCC	1:35.068	1989 Chevrolet Lumina 5600	Walnut Creek CA	White/Gree
23	9	Scott Fraser	SCA	1:35.492	2008 Dodge Charger 358	Woodstock GA	BUDWEISE
24	40	Dan Maloy	SCB	1:35.606	2006 Chevrolet Monte Carlo 5866	Saint Marys GA	White/Blue
25	26	Scott Dolfi	SCA	1:36.607	2013 Ford Fusion 358	Pittsburgh PA	White/ Pur
26	11A	Rick Fraser	SCB	1:37.628	2002 Ford Taurus 358	Marietta GA	White/ Ora
27	8J	Jennifer Cobb	SCB	1:38.114	2006 Chevrolet Monte Carlo 5866	Mooreville NC	2006
28	43	Brad Herring	SCC	1:38.173	1996 Pontiac Gran Prix 5700	Marietta GA	Red/Blue
29	7	Ed Bull	SCA	1:39.146	2014 Ford Fusion 5867	Cape Charles VA	Blue
30	30	Ricky Sanders	SCB	1:39.635	2000 Pontiac Grand Prix 5866	Stockbridge GA	Yellow
31	33	Greg Richardson	SCA	1:39.832	2014 Chevrolet Camaro 358	Apex NC	Black/silve
32	2	Eric Servick	SCB	1:42.907	2005 Dodge Charger 5866	Blairsville GA	Blue
33	114	Ricky Knuckles	SCB	1:43.368	2006 Chevrolet Monte Carlo SS 5866	Dunn NC	orange / b
34	3g	Mike Parsons	SCC	1:45.563	1993 Chevrolet Lumina 5817	Olympia WA	Black
35	48A	Owen Middour	SCC	1:48.101	1986 Chevrolet Monte Carlo 5700	Atlanta GA	Red/White
36	29	Samuel LeComte	SCB	1:55.985	2006 Chevrolet Monte Carlo 5867	Flower Mound TX	Black/Gray
37	2A	Scott Holley	SCB		2004 Dodge Charger 5866	Fortville IN	Blue

Chief of Timing & Scoring Anne Kumor

Orbits



Official HSR Partner



Official HSR Partner



Official HSR Partner



Official HSR Partner



Official Sponsor of the International American Challenge



Official HSR Partner

Track/Event: ROAD ATLANTA "MITTY" Q3

Date: 4-29-23

Time: ~~10:00 AM~~ 8:30 AM

Weather & Conditions:

TEMP 57 °F  
HUMIDITY 94 %

BARO 29.86 in Hg  
DA 1743 feet

Lap Times:

- 1) 1 (m) 38.294 (s)
- 2) 1 (m) 33.721 (s)
- \*3) 1 (m) 32.825 (s)
- 4) 2 (m) 53.523 (s)
- 5) \_\_\_\_\_ (m) \_\_\_\_\_ (s)
- 6) \_\_\_\_\_ (m) \_\_\_\_\_ (s)
- 7) \_\_\_\_\_ (m) \_\_\_\_\_ (s)
- 8) \_\_\_\_\_ (m) \_\_\_\_\_ (s)
- 9) \_\_\_\_\_ (m) \_\_\_\_\_ (s)
- 10) \_\_\_\_\_ (m) \_\_\_\_\_ (s)

- 11) \_\_\_\_\_ (m) \_\_\_\_\_ (s)
- 12) \_\_\_\_\_ (m) \_\_\_\_\_ (s)
- 13) \_\_\_\_\_ (m) \_\_\_\_\_ (s)
- 14) \_\_\_\_\_ (m) \_\_\_\_\_ (s)
- 15) \_\_\_\_\_ (m) \_\_\_\_\_ (s)
- 16) \_\_\_\_\_ (m) \_\_\_\_\_ (s)
- 17) \_\_\_\_\_ (m) \_\_\_\_\_ (s)
- 18) \_\_\_\_\_ (m) \_\_\_\_\_ (s)
- 19) \_\_\_\_\_ (m) \_\_\_\_\_ (s)
- 20) \_\_\_\_\_ (m) \_\_\_\_\_ (s)

LEFT FRONT

Outside	Middle	Inside
°F	°F	°F

Cold: 20 1/2 (psi) Hot: 28 (psi)

RIGHT FRONT

Inside	Middle	Outside
°F	°F	°F

Cold: 20 1/2 (psi) Hot: 28 (psi)

LEFT REAR

Outside	Middle	Inside
°F	°F	°F

Cold: 19 1/2 (psi) Hot: 24 (psi)

RIGHT REAR

Inside	Middle	Outside
°F	°F	°F

Cold: 19 1/2 (psi) Hot: 24 (psi)

Notes: Jack's RA Set-2 (6 cycles)  
Add 3/2 Gal

HOBBS START: \_\_\_\_\_  
HOBBS STOP: \_\_\_\_\_ 11 min

MILES: 13

ENGINE OIL TEMP: 186  
ENGINE WATER TEMP: 176

BRAKE ROTOR TEMP (LF/RF): 1  
BRAKE ROTOR TEMP (LR/RR): 1



The Mitty 2023

Sorted on best lap time

Group 8

Michelin Raceway Road Atlanta 2.540 miles

Group 8 Qualifying 3

4/29/2023 08:30

Qualifying started at 8:28:15

Pos	No.	Name	Class	Best Tm	Car Info	Hometown	Color
1	22A	Joe Nemechek	SCT	1:24.382	2007 Chevrolet Silverado 5866	Cornelius NC	Black
2	419	Ryan Gemmell	SCA	1:26.976	2009 Toyota Camry 5866	Mooreville NC	Grey
3	48	Joseph Burke	SCB	1:27.331	2006 Chevrolet Monte Carlo SS 5866	Atlanta GA	Blue/Silver
4	2A	Scott Holley	SCB	1:27.573	2004 Dodge Charger 5866	Fortville IN	Blue
5	22	Jack Finch	SCE	1:27.574	2002 Dodge Charger 5866	Thomasville NC	Yellow
6	33A	John Finger	SCB	1:28.003	2002 Chevrolet Monte Carlo 5866	Greenville SC	Wht/Blue
7	38	Curt Vogt	SCB	1:28.448	2006 Ford Fusion 5870	Wallingford CT	"M&M"'s livery'
8	17	Kyle Shields	SCA	1:28.899	2014 Toyota Camry 5867	Dacula GA	White
9	29	Samuel LeComte	SCB	1:28.903	2006 Chevrolet Monte Carlo 5867	Flower Mound TX	Black/Gray
10	41	Brian Norman	SCB	1:30.404	2006 Dodge Charger 5867	Loganville GA	Red
11	78	Alan Sevadjian/E Sevadjian	SCB	1:31.047	2006 Chevrolet Monte Carlo 5735	Richardson TX	Black/Orange/F
12	126	Adam Diamond	SCD	1:31.117	1995 Ford Fusion ASA 5700	Atlanta GA	Blue
13	15A	Rodney Reston	SCA	1:31.644	2013 Chevrolet Camaro 5866	Jupiter FL	Gray/White
14	18A	Mark Gobble	SCB	1:31.718	2002 Chevrolet Monte Carlo 358	Moneta VA	Green
15	11	John Orzechowski	SCB	1:32.809	2000 Chevrolet Monte Carlo 5822	Frederick MD	Red
16	25	Mac McGarry	SCC	1:32.962	1989 Chevrolet Lumina 5600	Walnut Creek CA	White/Green
17	8	Shannon Ivey	SCB	1:33.092	2005 Chevrolet Monte Carlo 5867	Rogers MN	Red
18	30	Ricky Sanders	SCB	1:33.680	2000 Pontiac Grand Prix 5866	Stockbridge GA	Yellow
19	12	Gary Moore	SCC	1:34.045	1994 Ford Thunderbird 5866	Bethlehem PA	W/Y/ G/ B
20	40	Dan Maloy	SCB	1:34.870	2006 Chevrolet Monte Carlo 5866	Saint Marys GA	White/Blue
21	8B	Brian Pritchard	SCA	1:35.297	2018 Toyota Camry 5788	Niles OH	Black/Orange
22	33	Greg Richardson	SCA	1:35.322	2014 Chevrolet Camaro 358	Apex NC	Black/silver
23	46	Ryan Thomson	SCB	1:35.506	1990 Chevrolet Lumina 5866	Destin FL	Green
24	94	Scott Lovett	SCB	1:36.900	2000 Ford Taurus 5866	Atlanta GA	Red/Yellow/Blk
25	43	Brad Herring	SCC	1:37.069	1996 Pontiac Gran Prix 5700	Marietta GA	Red/Blue
26	96	Corey Cochran	SCT	1:37.237	2006 Chevrolet Silverado 5866	Lantana TX	Gray/black
27	90	Brent Bernath	SCB	1:37.769	2002 Ford Fusion 5800	Atlanta GA	Silver/Blue/Red
28	114	Ricky Knuckles	SCB	1:38.044	2006 Chevrolet Monte Carlo SS 5866	Dunn NC	orange / black
29	8J	Jennifer Cobb	SCB	1:38.878	2006 Chevrolet Monte Carlo 5866	Mooreville NC	2006
30	7	Ed Bull	SCA	1:39.067	2014 Ford Fusion 5867	Cape Charles VA	Blue
31	48A	Owen Middour	SCC	1:42.761	1986 Chevrolet Monte Carlo 5700	Atlanta GA	Red/White
32	9	Scott Fraser	SCA	1:43.904	2008 Dodge Charger 358	Woodstock GA	BUDWEISER RI
33	22B	Scott Dolfi	SCB	1:47.212	2006 Dodge Charger 5866	Pittsburgh PA	Bk/Rd/Wht

## Announcements

**Session shortened due to on-track incident**

OR Timing &amp; Scoring

Orbits



Official HSR Partner



Official HSR Partner



Official HSR Partner



Official HSR Partner



Official Sponsor of the International American Challenge



Official HSR Partner

Track/Event: Road Atlanta m.Hy Race 1

Date: 4/29/23

Time: 1:00

Weather & Conditions:

TEMP 73°F  
HUMIDITY 50%

BARO 29.79 in Hg  
DA 2848 feet

Lap Times:

- 1) 2 (m) 59.460 (s)
- 2) 1 (m) 45.253 (s)
- 3) 1 (m) 34.103 (s)
- 4) 1 (m) 34.394 (s)
- 5) 1 (m) 33.083 (s)
- \* 6) 1 (m) 32.745 (s)
- 7) 1 (m) 33.100 (s)
- 8) 1 (m) 33.971 (s)
- 9) 1 (m) 32.958 (s)
- 10) 4 (m) 50.848 (s)

- 11) \_\_\_\_\_ (m) \_\_\_\_\_ (s)
- 12) \_\_\_\_\_ (m) \_\_\_\_\_ (s)
- 13) \_\_\_\_\_ (m) \_\_\_\_\_ (s)
- 14) \_\_\_\_\_ (m) \_\_\_\_\_ (s)
- 15) \_\_\_\_\_ (m) \_\_\_\_\_ (s)
- 16) \_\_\_\_\_ (m) \_\_\_\_\_ (s)
- 17) \_\_\_\_\_ (m) \_\_\_\_\_ (s)
- 18) \_\_\_\_\_ (m) \_\_\_\_\_ (s)
- 19) \_\_\_\_\_ (m) \_\_\_\_\_ (s)
- 20) \_\_\_\_\_ (m) \_\_\_\_\_ (s)

LEFT FRONT

Outside	Middle	Inside
°F	°F	°F

Cold: \_\_\_\_\_ (psi) Hot: \_\_\_\_\_ (psi)

RIGHT FRONT

Inside	Middle	Outside
°F	°F	°F

Cold: \_\_\_\_\_ (psi) Hot: \_\_\_\_\_ (psi)

LEFT REAR

Outside	Middle	Inside
°F	°F	°F

Cold: \_\_\_\_\_ (psi) Hot: \_\_\_\_\_ (psi)

RIGHT REAR

Inside	Middle	Outside
°F	°F	°F

Cold: \_\_\_\_\_ (psi) Hot: \_\_\_\_\_ (psi)

Notes: Jacks RA set 2 (7 cycles)  
Added 3 1/2 Gals

HOBBS START: \_\_\_\_\_  
HOBBS STOP: \_\_\_\_\_ #20mz

MILES: 26

ENGINE OIL TEMP: 220  
ENGINE WATER TEMP: 190

BRAKE ROTOR TEMP (LF/RF): /  
BRAKE ROTOR TEMP (LR/RR): /



# NASCAR 75th Anniversary

The Mitty 2023

Sorted on Laps

Group 8

Michelin Raceway Road Atlanta 2.540 miles

Group 8 Gene Felton Memorial Race 1

4/29/2023 13:00

Race (8 Laps) started at 13:03:24

Pos	No.	Name	Class	PIC	Laps	Best Tm	Car Info	Hometown
1	22A	Joe Nemecek	SCT	1	8	1:28.218	2007 Chevrolet Silverado 5866	Cornelius NC
2	38	Curt Vogt	SCB	1	8	1:28.479	2006 Ford Fusion 5870	Wallingford CT
3	48	Joseph Burke	SCB	2	8	1:28.394	2006 Chevrolet Monte Carlo SS 5866	Atlanta GA
4	419	Ryan Gemmell	SCA	1	8	1:28.258	2009 Toyota Camry 5866	Mooresville NC
5	22	Jack Finch	SCE	1	8	1:28.737	2002 Dodge Charger 5866	Thomasville NC
6	2A	Scott Holley	SCB	3	8	1:29.104	2004 Dodge Charger 5866	Fortville IN
7	41	Brian Norman	SCB	4	8	1:30.391	2006 Dodge Charger 5867	Loganville GA
8	17	Kyle Shields	SCA	2	8	1:30.290	2014 Toyota Camry 5867	Dacula GA
9	29	Samuel LeComte	SCB	5	8	1:28.490	2006 Chevrolet Monte Carlo 5867	Flower Mound TX
10	94	Scott Lovett	SCB	6	8	1:30.058	2000 Ford Taurus 5866	Atlanta GA
11	30	Ricky Sanders	SCB	7	8	1:31.848	2000 Pontiac Grand Prix 5866	Stockbridge GA
12	126	Adam Diamond	SCD	1	8	1:33.248	1995 Ford Fusion ASA 5700	Atlanta GA
13	11	John Orzechowski	SCB	8	8	1:32.751	2000 Chevrolet Monte Carlo 5822	Frederick MD
14	83	Christopher Evans	SCA	3	8	1:32.063	2013 Chevrolet Camaro 5866	Indiana PA
15	12	Gary Moore	SCC	1	8	1:32.672	1994 Ford Thunderbird 5866	Bethlehem PA
16	18A	Mark Gobble	SCB	9	8	1:33.161	2002 Chevrolet Monte Carlo 358	Moneta VA
17	15	Carlus Gann	SCC	2	8	1:33.501	1987 Ford Thunderbird 5687	La Fayette GA
18	25	Mac McGarry	SCC	3	8	1:33.608	1989 Chevrolet Lumina 5600	Walnut Creek CA
19	8B	Brian Pritchard	SCA	4	8	1:34.530	2018 Toyota Camry 5788	Niles OH
20	96	Corey Cochran	SCT	2	8	1:33.240	2006 Chevrolet Silverado 5866	Lantana TX
21	33	Greg Richardson	SCA	5	8	1:33.058	2014 Chevrolet Camaro 358	Apex NC
22	90	Brent Bernath	SCB	10	8	1:35.012	2002 Ford Fusion 5800	Atlanta GA
23	40	Dan Maloy	SCB	11	8	1:35.328	2006 Chevrolet Monte Carlo 5866	Saint Marys GA
24	9	Scott Fraser	SCA	6	8	1:34.544	2008 Dodge Charger 358	Woodstock GA
25	8J	Jennifer Cobb	SCB	12	8	1:35.410	2006 Chevrolet Monte Carlo 5866	Mooresville NC
26	15A	Rodney Reston	SCA	7	8	1:31.995	2013 Chevrolet Camaro 5866	Jupiter FL
27	11A	Rick Fraser	SCB	13	8	1:35.535	2002 Ford Taurus 358	Marietta GA
28	7	Ed Bull	SCA	8	8	1:37.758	2014 Ford Fusion 5867	Cape Charles VA
29	22B	Scott Dolfi	SCB	14	8	1:36.255	2006 Dodge Charger 5866	Pittsburgh PA
30	43	Brad Herring	SCC	4	8	1:38.265	1996 Pontiac Gran Prix 5700	Marietta GA
31	2	Eric Servick	SCB	15	7	1:41.979	2005 Dodge Charger 5866	Blairsville GA
32	48A	Owen Middour	SCC	5	7	1:41.812	1986 Chevrolet Monte Carlo 5700	Atlanta GA
33	46	Ryan Thomson	SCB	16	4	1:34.422	1990 Chevrolet Lumina 5866	Destin FL
34	78	Alan Sevadjian/E Sevadjian	SCB	17	3	1:29.030	2006 Chevrolet Monte Carlo 5735	Richardson TX
35	114	Ricky Knuckles	SCB	18	3	1:39.043	2006 Chevrolet Monte Carlo SS 5866	Dunn NC

Margin of Victory	Avg. Speed	Best Lap Tm	Best Speed	Best Lap by
1	100.978	1:28.218	103.652	22A - Joe Nemecek

HSR Timing & Scoring

Orbits



Official HSR Partner

Official HSR Partner

Official HSR Partner

Official HSR Partner

Official Sponsor of the International American Challenge

Official HSR Partner

Track/Event: Road Atlanta "M.Hy" Race 2

Date: 4/30/23

Time: 12:15

Weather & Conditions:

TEMP 70°F  
HUMIDITY 45%

BARO 29.51 in Hg  
DA \_\_\_\_\_ feet

Lap Times:

- 1) 2 (m) 45 . 885 (s)
- 2) 1 (m) 43 . 399 (s)
- 3) 1 (m) 36 . 562 (s)
- 4) 1 (m) 35 . 635 (s)
- 5) 1 (m) 35 . 583 (s)
- 6) 1 (m) 34 . 588 (s)
- \*7) 1 (m) 33 . 549 (s)
- 8) 1 (m) 34 . 920 (s)
- 9) 1 (m) 36 . 749 (s)
- 10) 3 (m) 01 . 376 (s)

- 11) \_\_\_\_\_ (m) \_\_\_\_\_ . \_\_\_\_\_ (s)
- 12) \_\_\_\_\_ (m) \_\_\_\_\_ . \_\_\_\_\_ (s)
- 13) \_\_\_\_\_ (m) \_\_\_\_\_ . \_\_\_\_\_ (s)
- 14) \_\_\_\_\_ (m) \_\_\_\_\_ . \_\_\_\_\_ (s)
- 15) \_\_\_\_\_ (m) \_\_\_\_\_ . \_\_\_\_\_ (s)
- 16) \_\_\_\_\_ (m) \_\_\_\_\_ . \_\_\_\_\_ (s)
- 17) \_\_\_\_\_ (m) \_\_\_\_\_ . \_\_\_\_\_ (s)
- 18) \_\_\_\_\_ (m) \_\_\_\_\_ . \_\_\_\_\_ (s)
- 19) \_\_\_\_\_ (m) \_\_\_\_\_ . \_\_\_\_\_ (s)
- 20) \_\_\_\_\_ (m) \_\_\_\_\_ . \_\_\_\_\_ (s)

LEFT FRONT

Outside	Middle	Inside
°F	°F	°F

Cold: \_\_\_\_\_ (psi) Hot: \_\_\_\_\_ (psi)

RIGHT FRONT

Inside	Middle	Outside
°F	°F	°F

Cold: \_\_\_\_\_ (psi) Hot: \_\_\_\_\_ (psi)

LEFT REAR

Outside	Middle	Inside
°F	°F	°F

Cold: \_\_\_\_\_ (psi) Hot: \_\_\_\_\_ (psi)

RIGHT REAR

Inside	Middle	Outside
°F	°F	°F

Cold: \_\_\_\_\_ (psi) Hot: \_\_\_\_\_ (psi)

Notes: Jack's RA Set 2 (8 cycles)

~~RA Set 2~~  
Added 4 Gals  
 \_\_\_\_\_  
 \_\_\_\_\_  
 \_\_\_\_\_  
 \_\_\_\_\_

HOBBS START: \_\_\_\_\_  
HOBBS STOP: \_\_\_\_\_ 15 min

MILES: 28

ENGINE OIL TEMP: 190  
ENGINE WATER TEMP: 210

TOTAL TIME = 1.2 Hrs  
TOTAL MILEAGE = 108 miles

BRAKE ROTOR TEMP (LF/RF): 1  
BRAKE ROTOR TEMP (LR/RR): 1



# NASCAR 75th Anniversary

The Mitty 2023

Sorted on Laps

Group 8

Michelin Raceway Road Atlanta 2.540 miles

Group 8 Gene Felton Memorial Race 2

4/30/2023 12:15

Race (8 Laps) started at 12:34:06

Pos	No.	Name	Class	PIC	Laps	Best Tm	Car Info	Hometown
1	22	Jack Finch	SCE	1	8	1:27.556	2002 Dodge Charger 5866	Thomasville NC
2	419	Ryan Gemmell	SCA	1	8	1:27.584	2009 Toyota Camry 5866	Mooresville NC
3	22A	Joe Nemechek	SCT	1	8	1:27.603	2007 Chevrolet Silverado 5866	Cornelius NC
4	2A	Scott Holley	SCB	1	8	1:29.006	2004 Dodge Charger 5866	Fortville IN
5	41	Brian Norman	SCB	2	8	1:30.904	2006 Dodge Charger 5867	Loganville GA
6	29	Samuel LeComte	SCB	3	8	1:29.493	2006 Chevrolet Monte Carlo 5867	Flower Mound TX
7	83	Christopher Evans	SCA	2	8	1:31.410	2013 Chevrolet Camaro 5866	Indiana PA
8	11	John Orzechowski	SCB	4	8	1:33.559	2000 Chevrolet Monte Carlo 5822	Frederick MD
9	15	Carlus Gann	SCC	1	8	1:33.640	1987 Ford Thunderbird 5687	La Fayette GA
10	18A	Mark Gobble	SCB	5	8	1:33.710	2002 Chevrolet Monte Carlo 358	Moneta VA
11	96	Corey Cochran	SCT	2	8	1:33.409	2006 Chevrolet Silverado 5866	Lantana TX
12	25	Mac McGarry	SCC	2	8	1:33.121	1989 Chevrolet Lumina 5600	Walnut Creek CA
13	126	Adam Diamond	SCD	1	8	1:33.569	1995 Ford Fusion ASA 5700	Atlanta GA
14	30	Ricky Sanders	SCB	6	8	1:33.034	2000 Pontiac Grand Prix 5866	Stockbridge GA
15	15A	Rodney Reston	SCA	3	8	1:35.480	2013 Chevrolet Camaro 5866	Jupiter FL
16	90	Brent Bernath	SCB	7	8	1:35.035	2002 Ford Fusion 5800	Atlanta GA
17	40	Dan Maloy	SCB	8	8	1:34.915	2006 Chevrolet Monte Carlo 5866	Saint Marys GA
18	7	Ed Bull	SCA	4	8	1:38.019	2014 Ford Fusion 5867	Cape Charles VA
19	22B	Scott Dolfi	SCB	9	8	1:36.651	2006 Dodge Charger 5866	Pittsburgh PA
20	94	Scott Lovett	SCB	10	7	1:30.894	2000 Ford Taurus 5866	Atlanta GA
21	48A	Owen Middour	SCC	3	7	1:44.346	1986 Chevrolet Monte Carlo 5700	Atlanta GA
22	8J	Jennifer Cobb	SCB	11	4	1:39.503	2006 Chevrolet Monte Carlo 5866	Mooresville NC

Margin of Victory	Avg. Speed	Best Lap Tm	Best Speed	Best Lap by
5	102.017	1:27.556	104.436	22 - Jack Finch

HSR Timing & Scoring

Orbits



Official HSR Partner

Official HSR Partner

Official HSR Partner

Official HSR Partner

Official Sponsor of the International American Challenge

Official HSR Partner

## ENGINE MAINTENANCE WORKSHEET - SBC

DATE: 1/13/2024  
 HOBBS: 7.0

HOT LASH SETTING: 0.016" - I / 0.016" - E  
 COLD LASH SETTING: **0.012" - I / 0.008" - E**

SBC firing order: 1-8-4-3-6-5-7-2

	<u>Spring PSI</u>	<u>Lash HOT</u>	<u>Lash COLD</u>
#1 - E	<u>          </u>	<u>0.016</u>	<u>0.008</u>
#1 - I	<u>          </u>	<u>0.016</u>	<u>0.012</u>
#3 - I	<u>          </u>	<u>0.016</u>	<u>0.012</u>
#3 - E	<u>          </u>	<u>0.016</u>	<u>0.008</u>
#5 - E	<u>          </u>	<u>0.016</u>	<u>0.008</u>
#5 - I	<u>          </u>	<u>0.016</u>	<u>0.012</u>
#7 - I	<u>          </u>	<u>0.016</u>	<u>0.012</u>
#7 - E	<u>          </u>	<u>0.016</u>	<u>0.008</u>

	<u>Spring PSI</u>	<u>Lash HOT</u>	<u>Lash COLD</u>
#2 - E	<u>          </u>	<u>0.016</u>	<u>0.008</u>
#2 - I	<u>          </u>	<u>0.016</u>	<u>0.012</u>
#4 - I	<u>          </u>	<u>0.016</u>	<u>0.012</u>
#4 - E	<u>          </u>	<u>0.016</u>	<u>0.008</u>
#6 - E	<u>          </u>	<u>0.016</u>	<u>0.008</u>
#6 - I	<u>          </u>	<u>0.016</u>	<u>0.012</u>
#8 - I	<u>          </u>	<u>0.016</u>	<u>0.012</u>
#8 - E	<u>          </u>	<u>0.016</u>	<u>0.008</u>

	<u>LEAK DOWN PSI</u>	<u>COMP PSI</u>
#1	<u>0%</u>	<u>200</u>
#3	<u>0%</u>	<u>205</u>
#5	<u>0%</u>	<u>205</u>
#7	<u>0%</u>	<u>205</u>

	<u>LEAK DOWN PSI</u>	<u>COMP PSI</u>
#2	<u>0%</u>	<u>210</u>
#4	<u>2%</u>	<u>200</u>
#6	<u>0%</u>	<u>205</u>
#8	<u>0%</u>	<u>200</u>

**NOTES:** \*\*Checked valve lash (COLD), all valves holding their lash.

\*\*Engine Runtime TOTAL = 7.0 hours / For COLD WEATHER increase JET sizes 4-6 all the way around

\*\*Keep an eye on the headers bolts, 3rd one back on the right side might be stripped.

---

---

---

---

---

---

---

---

---

---